


# Rhyming Words

## Book 3: The Hen in the Den



These printables are provided *FREE* of charge. Please do share my printables. But please remember that all of my printables are for personal use. You cannot claim these printables or sell them as your own. All the printables and pictures are the property of 3 Dinosaurs.

### Please DO

- Download the files to your computers and print them off for personal use.
- Direct people to the blog or site when sharing with others.
- Give proper credit back to 3 Dinosaurs when blogging about our files.

### Please Do Not

- Link directly to the pdf file.
- Alter my files in any way.
- Store them on your website in any format.
- Seek to use these to drive traffic to your site or sell them in any way.
- Print off and sell them to others.

Please read the [Terms of Use](#). If you have any questions please let me know.

Please remember this is about being Honest.  
I reserve the right to change this policy at any time.

## Thanks 3Dinosaurs.com




Graphics Purchased from [Scrappin Doodles](#), [Whimsy Clips](#),

[Melonheadz Illustrations](#) & [KMP Doodles](#)



# Rhyming Words

## Book 3: The Hen in The Den



- 3-4 - 3 Part Cards
- 5-9 - Read, Write & Stamp
- 10 - -EN Wall card & -EN Ladder
- 11 - -EN Playdough Mat
- 12 – Sorting Words
- 13-15 – Making Words
- 16 – Color as you Read
- 17-20 – Cube Flash Cards
- 21-39 – Writing Sentences
- 40 – Dot the -EN Words
- 41 - -EN Family Word Path

*Created by Cassie @ 3Dinosaurs.com*

Created by Cassie @ 3Dinosaurs.com



**den**

Created by Cassie @ 3Dinosaurs.com



**hen**

Created by Cassie @ 3Dinosaurs.com




**men**

Created by Cassie @ 3Dinosaurs.com



**den**

Created by Cassie @ 3Dinosaurs.com




**hen**

Created by Cassie @ 3Dinosaurs.com



**men**

Created by Cassie @ 3Dinosaurs.com



**pen**


Created by Cassie @ 3Dinosaurs.com



**ten**

Created by Cassie @ 3Dinosaurs.com

Created by Cassie @ 3Dinosaurs.com



**pen**

Created by Cassie @ 3Dinosaurs.com

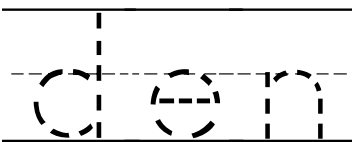


**ten**

Created by Cassie @ 3Dinosaurs.com

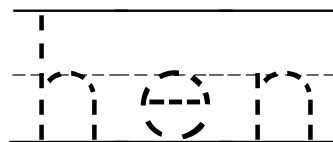
# Read, Write, & Stamp

Read: d e n

Write: 

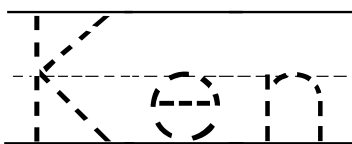
Stamp: 

Read: h e n

Write: 

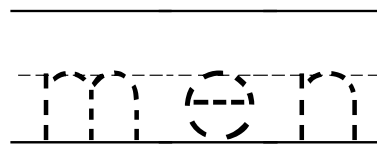
Stamp: 


Read: K e n

Write: 

Stamp: 

Read: m e n

Write: 

Stamp: 

# Read, Write, & Stamp

Read: p e n

Write: p e n

Stamp:

Read: t e n

Write: t e n

Stamp:

Read: a

Write: a

Stamp:

Read: d i d

Write: d i d

Stamp:

# Read, Write, & Stamp

Read: e g g s

Write: e g g s

Stamp:

Read: g o

Write: g o

Stamp:

Read: h a d

Write: h a d

Stamp:

Read: i n

Write: i n

Stamp:

# Read, Write, & Stamp

Read: n e s t

Write: nest

Stamp:

Read: n o t

Write: not

Stamp:

Read: s a t

Write: sat

Stamp:

Read: t h e

Write: the

Stamp:



# Read, Write, & Stamp

Read: t o

Write: to

Stamp:

Read: W a s

Write: was

Stamp:

Read: w e n t

Write: went

Stamp:

-en



Ben

den

hen

Ken

men

pen

ten

yen

-EN

en

en

en

en

en

den

hen

ten

en

-EN Playdough Mat

*Created by Cassie @ 3Dinosaurs.com*

# Rhyming Word Sorting

-en Words

Other Words






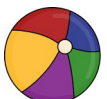














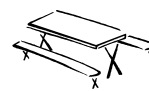





*Created by Cassie @ 3Dinosaurs.com*

Cut out the words below and sort them correctly.



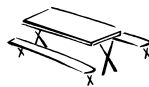





did	den	men	the
ten	not	pen	had

# BOB Books Rhyming Words Making Words


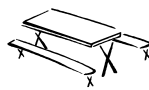
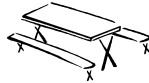
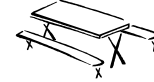
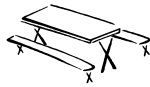
This is the key to the activity.

 Aa	 Ee	 Ii	 Oo	 Uu	
 Bb	 Cc	 Dd	 Ff	 Gg	 Hh
 Jj	 Kk	 Ll	 Mm	 Nn	 Pp
 Qq	 Ss	 Rr	 Tt	 Vv	 Ww
 Xx	 Yy	 Zz	Created by Cassie @ 3Dinosaurs.com		

# BOB Books Rhyming Words Making Words



# BOB Books Rhyming Words Making Words



# Color as You Read: Book 3

the	hen	was	in	den
Ken	go	pen	did	not
ten	men	went	to	sat
on	a	nest	had	eggs
end				



den

*Created by Cassie @ 3Dinosaurs.com*

hen

*Created by Cassie @ 3Dinosaurs.com*

ken

*Created by Cassie @ 3Dinosaurs.com*

men

*Created by Cassie @ 3Dinosaurs.com*

pen

*Created by Cassie @ 3Dinosaurs.com*

ten

*Created by Cassie @ 3Dinosaurs.com*

a

*Created by Cassie @ 3Dinosaurs.com*

did

*Created by Cassie @ 3Dinosaurs.com*

eggs

*Created by Cassie @ 3Dinosaurs.com*

go

*Created by Cassie @ 3Dinosaurs.com*

had

*Created by Cassie @ 3Dinosaurs.com*

in

*Created by Cassie @ 3Dinosaurs.com*

nest

*Created by Cassie @ 3Dinosaurs.com*

not

*Created by Cassie @ 3Dinosaurs.com*

on

*Created by Cassie @ 3Dinosaurs.com*

sat

*Created by Cassie @ 3Dinosaurs.com*

the

*Created by Cassie @ 3Dinosaurs.com*

to

*Created by Cassie @ 3Dinosaurs.com*

was

*Created by Cassie @ 3Dinosaurs.com*

went

*Created by Cassie @ 3Dinosaurs.com*

# Writing: den

Write a sentence using "den".

Handwriting practice lines for writing a sentence using the word "den". The page features five sets of horizontal lines, each consisting of a solid top line, a dashed middle line, and a solid bottom line.

# Writing: hen

Write a sentence using "hen".

Handwriting practice lines consisting of solid top and bottom lines with a dashed midline for letter height guidance. There are five sets of these lines provided for writing practice.

# Writing: Ken

Write a sentence using "Ken".

Handwriting practice lines consisting of solid top and bottom lines with a dashed midline for letter height guidance. There are five sets of these lines provided for writing practice.

# Writing: men

Write a sentence using “men”.

Handwriting practice lines consisting of solid top and bottom lines with a dashed midline for letter height guidance. There are five sets of these lines provided for writing practice.



# Writing: pen

Write a sentence using “pen”.

Handwriting practice lines consisting of solid top and bottom lines with a dashed midline for letter height guidance. There are five sets of these lines provided for writing practice.

# Writing: ten

Write a sentence using "ten".

Handwriting practice lines consisting of solid top and bottom lines with a dashed midline for letter height guidance. There are five sets of these lines provided for writing practice.

# Writing: a

Write a sentence using “a”.

Handwriting practice lines consisting of solid top and bottom lines with a dashed midline for letter height guidance. There are five sets of these lines provided for writing practice.

# Writing: did

Write a sentence using "did".

Handwriting practice lines for writing a sentence using "did". The page contains five sets of three horizontal lines (top solid, middle dashed, bottom solid) for writing practice.

# Writing: eggs

Write a sentence using “eggs”.

Handwriting practice lines consisting of solid top and bottom lines with a dashed midline for letter height guidance. There are five sets of these lines provided for writing practice.

# Writing: go

Write a sentence using “go”.

Handwriting practice lines consisting of solid top and bottom lines with a dashed midline for letter height guidance. There are five sets of these lines provided for writing practice.

# Writing: had

Write a sentence using "had".

Handwriting practice lines for writing a sentence using "had". The page features five sets of horizontal lines, each consisting of a solid top line, a dashed middle line, and a solid bottom line.

# Writing: in

Write a sentence using "in".

Handwriting practice lines consisting of solid top and bottom lines with a dashed midline for letter height guidance. There are five sets of these lines provided for writing practice.



# Writing: nest

Write a sentence using “nest”.

Handwriting practice lines consisting of solid top and bottom lines with a dashed midline for letter height guidance. There are five sets of these lines provided for writing practice.

# Writing: on

Write a sentence using "on".

Handwriting practice lines consisting of solid top and bottom lines with a dashed midline for letter height guidance. There are five sets of these lines provided for writing practice.

# Writing: sat

Write a sentence using "sat".

Handwriting practice lines consisting of solid top and bottom lines with a dashed midline for letter height guidance. There are five sets of these lines provided for writing practice.

# Writing: the

Write a sentence using "the".

Handwriting practice lines consisting of solid top and bottom lines with a dashed midline for letter height guidance. There are five sets of these lines provided for writing practice.

# Writing: to

Write a sentence using "to".

Handwriting practice lines consisting of solid top and bottom lines with a dashed midline for letter height guidance. There are five sets of these lines provided for writing practice.

# Writing: was

Write a sentence using "was".

Handwriting practice lines for writing a sentence using "was". The page features five sets of horizontal lines, each consisting of a solid top line, a dashed middle line, and a solid bottom line.


# Writing: went

Write a sentence using "went".

Handwriting practice lines for writing a sentence using "went". The page features five sets of horizontal lines, each consisting of a solid top line, a dashed middle line, and a solid bottom line.

# Dot the -EN Words

Dot all the words that end with -en on the hen and men.





# Follow the -EN Word Family Word Path

Start



den	a	in	the	did	nest	to
hen	eggs	not	men	pen	ten	yen
Ken	was	go	hen	on	went	den
men	had	sat	Ken	a	in	Ken
pen	yen	ten	den	the	did	hen
nest	on	not	did	eggs	went	men

10

End