


Rhyming Words

Book 4: The Red Sled



These printables are provided *FREE* of charge. Please do share my printables. But please remember that all of my printables are for personal use. You cannot claim these printables or sell them as your own. All the printables and pictures are the property of 3 Dinosaurs.

Please DO

- Download the files to your computers and print them off for personal use.
- Direct people to the blog or site when sharing with others.
- Give proper credit back to 3 Dinosaurs when blogging about our files.

Please Do Not

- Link directly to the pdf file.
- Alter my files in any way.
- Store them on your website in any format.
- Seek to use these to drive traffic to your site or sell them in any way.
- Print off and sell them to others.

Please read the [Terms of Use](#). If you have any questions please let me know.

Please remember this is about being Honest.
I reserve the right to change this policy at any time.

Thanks 3Dinosaurs.com




Graphics Purchased from [Scrappin Doodles](#), [Whimsy Clips](#),

[Melonheadz Illustrations](#) & [KMP Doodles](#)



Rhyming Words

Book 4: The Red Sled



- 3-4 - 3 Part Cards
- 5-10 - Read, Write & Stamp
- 11 - -ED Wall card & -ED Ladder
- 12 - -ED Playdough Mat
- 13 – Sorting Words
- 14-15 – Making Words
- 16 – Color as you Read
- 17-20 – Cube Flash Cards
- 21-39 – Writing Sentences
- 40 – Dot the -ED Words
- 41 - -ED Family Word Path


Created by Cassie @ 3Dinosaurs.com

Created by Cassie @ 3Dinosaurs.com



bed

Created by Cassie @ 3Dinosaurs.com



red

Created by Cassie @ 3Dinosaurs.com



shed

Created by Cassie @ 3Dinosaurs.com



bed

Created by Cassie @ 3Dinosaurs.com



red

Created by Cassie @ 3Dinosaurs.com



shed

Created by Cassie @ 3Dinosaurs.com



sled

Created by Cassie @ 3Dinosaurs.com



Ted

Created by Cassie @ 3Dinosaurs.com



Fred

Created by Cassie @ 3Dinosaurs.com



sled

Created by Cassie @ 3Dinosaurs.com



Ted

Created by Cassie @ 3Dinosaurs.com



Fred

Read, Write, & Stamp

Read: b e d

Write: b e d

Stamp:

Read: F r e d

Write: F r e d

Stamp:

Read: r e d

Write: r e d

Stamp:

Read: s h e d

Write: s h e d

Stamp:

Read, Write, & Stamp

Read: s | e d

Write: s e d

Stamp:

Read: s p e d

Write: s p e d

Stamp:

Read: T e d

Write: T e d

Stamp:

Read: a

Write: a

Stamp:

Read, Write, & Stamp

Read: a n d

Write: and

Stamp:

Read: b a c k

Write: back

Stamp:

Read: g e t

Write: get

Stamp:

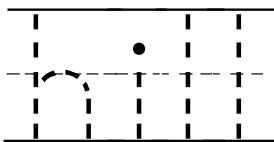
Read: g o

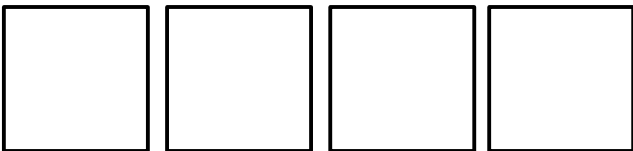
Write: go

Stamp:

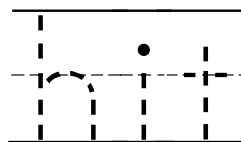
Read, Write, & Stamp

Read: hill

Write: 

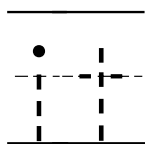
Stamp: 

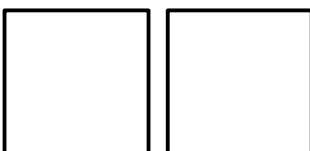
Read: hit

Write: 

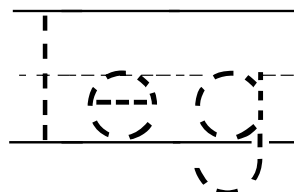
Stamp: 


Read: it

Write: 

Stamp: 

Read: leg

Write: 

Stamp: 

Read, Write, & Stamp

Read: o n

Write: o n

Stamp:

Read: p u t

Write: p u t

Stamp:

Read: r e s t

Write: r e s t

Stamp:

Read: t h e

Write: t h e

Stamp:

Read, Write, & Stamp

Read: to

Write: to

Stamp:

Read: up

Write: up

Stamp:

Read: your

Write: your

Stamp:

-ed



bed

Fred

red

shed

sled

speed

Ted

-ED

ed

ed

ed

ed

ed

bed

red

sled

ed

-ED Playdough Mat

Created by Cassie @ 3Dinosaurs.com

Rhyming Word Sorting

-ed Words

Other Words






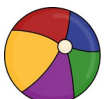














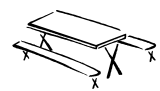





Created by Cassie @ 3Dinosaurs.com

Cut out the words below and sort them correctly.


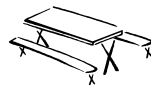


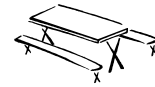


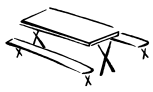
Fred	the	shed	up
sled	Ted	and	get

BOB Books Rhyming Words Making Words

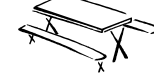



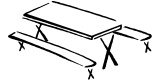
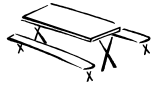

This is the key to the activity.

 Aa	 Ee	 Ii	 Oo	 Uu	
 Bb	 Cc	 Dd	 Ff	 Gg	 Hh
 Jj	 Kk	 Ll	 Mm	 Nn	 Pp
 Qq	 Ss	 Ss	 Tt	 Vv	 Ww
 Xx	 Yy	 Zz	Created by Cassie @ 3Dinosaurs.com		

BOB Books Rhyming Words Making Words



BOB Books Rhyming Words Making Words



Color as You Read: Book 4

the	red	sled	sped	it
on	a	hill	hit	shed
get	up	go	to	bed
and	put	your	leg	rest
back	the	end		

bed

Created by Cassie @ 3Dinosaurs.com

Fred

Created by Cassie @ 3Dinosaurs.com

red

Created by Cassie @ 3Dinosaurs.com

shed

Created by Cassie @ 3Dinosaurs.com

sled

Created by Cassie @ 3Dinosaurs.com

sped

Created by Cassie @ 3Dinosaurs.com

Ted

Created by Cassie @ 3Dinosaurs.com

a

Created by Cassie @ 3Dinosaurs.com

and

Created by Cassie @ 3Dinosaurs.com

back

Created by Cassie @ 3Dinosaurs.com

get

Created by Cassie @ 3Dinosaurs.com

go

Created by Cassie @ 3Dinosaurs.com

hill

Created by Cassie @ 3Dinosaurs.com

hit

Created by Cassie @ 3Dinosaurs.com

it

Created by Cassie @ 3Dinosaurs.com

leg

Created by Cassie @ 3Dinosaurs.com

on

Created by Cassie @ 3Dinosaurs.com

put

Created by Cassie @ 3Dinosaurs.com

rest

Created by Cassie @ 3Dinosaurs.com

the

Created by Cassie @ 3Dinosaurs.com

to

Created by Cassie @ 3Dinosaurs.com

up

Created by Cassie @ 3Dinosaurs.com

your

Created by Cassie @ 3Dinosaurs.com

Writing: bed

Write a sentence using "bed".

Handwriting practice lines for writing a sentence using the word "bed". The page features five sets of horizontal lines, each consisting of a solid top line, a dashed middle line, and a solid bottom line.

Writing: Fred

Write a sentence using "Fred".

Handwriting practice lines consisting of solid top and bottom lines with a dashed midline for letter height guidance. There are five sets of these lines available for writing practice.

Writing: red

Write a sentence using "red".

Handwriting practice lines consisting of solid top and bottom lines with a dashed midline for letter height guidance. There are five sets of these lines provided for writing practice.

Writing: shed

Write a sentence using "shed".

Handwriting practice lines consisting of solid top and bottom lines with a dashed midline for letter height guidance. There are five sets of these lines provided for writing practice.

Writing: sled

Write a sentence using "sled".

Handwriting practice lines consisting of solid top and bottom lines with a dashed midline for letter height guidance. There are five sets of these lines provided for writing practice.

Writing: sped

Write a sentence using "sped".

Handwriting practice lines consisting of solid top and bottom lines with a dashed midline for letter height guidance. There are five sets of these lines provided for writing practice.

Writing: Ted

Write a sentence using "Ted".

Handwriting practice lines consisting of solid top and bottom lines with a dashed midline for letter height guidance. There are five sets of these lines available for writing practice.

Writing: a

Write a sentence using “a”.

Handwriting practice lines consisting of solid top and bottom lines with a dashed midline for letter height guidance. There are five sets of these lines provided for writing practice.

Writing: and

Write a sentence using “and”.

Handwriting practice lines consisting of solid top and bottom lines with a dashed midline for letter height guidance. There are five sets of these lines provided for writing practice.

Writing: back

Write a sentence using "back".

Handwriting practice lines consisting of solid top and bottom lines with a dashed midline for letter height guidance. There are five sets of these lines provided for writing practice.

Writing: get

Write a sentence using “get”.

Handwriting practice lines consisting of solid top and bottom lines with a dashed midline for letter height guidance. There are five sets of these lines provided for writing practice.

Writing: go

Write a sentence using “go”.

Handwriting practice lines consisting of solid top and bottom lines with a dashed midline for letter height guidance. There are five sets of these lines provided for writing practice.

Writing: hill

Write a sentence using "hill".

Handwriting practice lines for writing a sentence using the word "hill". The page features five sets of horizontal lines, each consisting of a solid top line, a dashed middle line, and a solid bottom line.

Writing: hit

Write a sentence using "hit".

Handwriting practice lines consisting of solid top and bottom lines with a dashed midline for letter height guidance. There are five sets of these lines available for writing practice.

Writing: it

Write a sentence using "it".

Handwriting practice lines consisting of solid top and bottom lines with a dashed midline for letter height guidance. There are five sets of these lines provided for writing practice.

Writing: leg

Write a sentence using "leg".

Handwriting practice lines consisting of solid top and bottom lines with a dashed midline for letter height guidance. There are five sets of these lines provided for writing practice.

Writing: on

Write a sentence using "on".

Handwriting practice lines consisting of solid top and bottom lines with a dashed midline for letter height guidance. There are five sets of these lines provided for writing practice.

Writing: put

Write a sentence using "put".

Handwriting practice lines for writing a sentence using the word "put". The page features five sets of horizontal lines, each consisting of a solid top line, a dashed middle line, and a solid bottom line.

Writing: rest

Write a sentence using "rest".

Handwriting practice lines consisting of solid top and bottom lines with a dashed midline for letter height guidance. There are five sets of these lines provided for writing practice.

Writing: the

Write a sentence using "the".

Handwriting practice lines consisting of solid top and bottom lines with a dashed midline for letter height guidance. There are five sets of these lines provided for writing practice.

Writing: to

Write a sentence using "to".

Handwriting practice lines consisting of solid top and bottom lines with a dashed midline for letter height guidance. There are five sets of these lines provided for writing practice.

Writing: up

Write a sentence using “up”.

Handwriting practice lines consisting of solid top and bottom lines with a dashed midline for letter height guidance. There are five sets of these lines provided for writing practice.

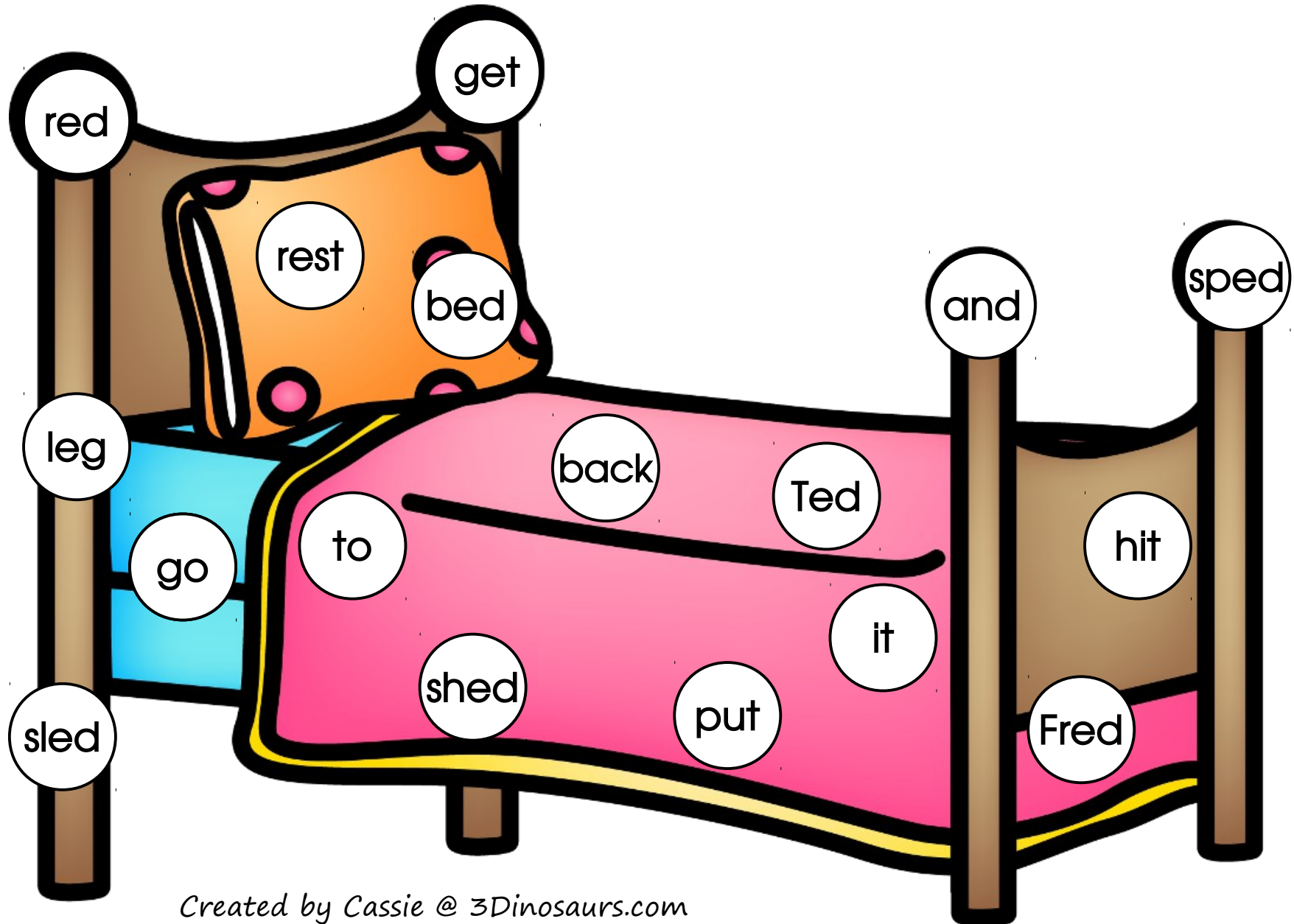
Writing: your

Write a sentence using “your”.

Handwriting practice lines consisting of solid top and bottom lines with a dashed midline for letter height guidance. There are five sets of these lines provided for writing practice.

Dot the -ED Words

Dot all the words that end with -ed on the bed.




Created by Cassie @ 3Dinosaurs.com

Follow the -ED Word Family Word Path



Start

bed	Fred	red	shed	sled	sped	Ted
a	hit	the	and	it	to	bed
back	leg	up	sped	sled	shed	Fred
get	on	put	Ted	hill	rest	a
you	go	hit	bed	to	up	hill
back	on	the	Fred	shed	sled	sped



End