


# Rhyming Words

## Book 6: Lin in the Bin



These printables are provided *FREE* of charge. Please do share my printables. But please remember that all of my printables are for personal use. You cannot claim these printables or sell them as your own. All the printables and pictures are the property of 3 Dinosaurs.

### Please DO

- Download the files to your computers and print them off for personal use.
- Direct people to the blog or site when sharing with others.
- Give proper credit back to 3 Dinosaurs when blogging about our files.

### Please Do Not

- Link directly to the pdf file.
- Alter my files in any way.
- Store them on your website in any format.
- Seek to use these to drive traffic to your site or sell them in any way.
- Print off and sell them to others.

Please read the [Terms of Use](#). If you have any questions please let me know.

Please remember this is about being Honest.  
I reserve the right to change this policy at any time.

## Thanks 3Dinosaurs.com




Graphics Purchased from [Scrappin Doodles](#), [Whimsy Clips](#),

[Melonheadz Illustrations](#) & [KMP Doodles](#)



# Rhyming Words

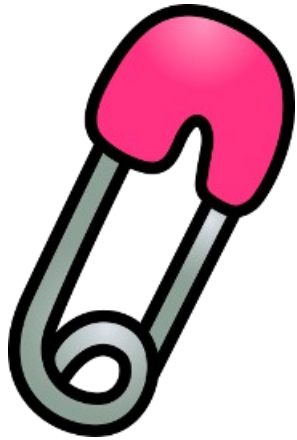
## Book 1: Lin in the Bin



- 3 - 3 Part Cards
- 4-8 - Read, Write & Stamp
- 9 - -IN Wall card & -IN Ladder
- 10 - -IN Playdough Mat
- 11 – Sorting Words
- 12-14 – Making Words
- 15 – Color as you Read
- 16-18 – Cube Flash Cards
- 19-36 – Writing Sentences
- 37 – Dot the -IN Words
- 38 - -IN Family Word Path

*Created by Cassie @ 3Dinosaurs.com*

Created by Cassie @ 3Dinosaurs.com



**pin**

Created by Cassie @ 3Dinosaurs.com



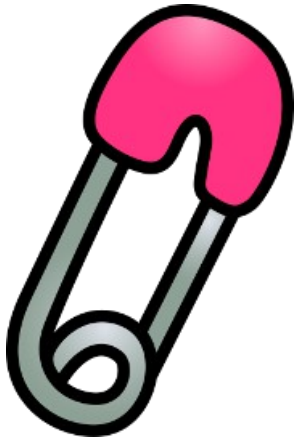
**bin**

Created by Cassie @ 3Dinosaurs.com



**tin**

Created by Cassie @ 3Dinosaurs.com



**pin**

Created by Cassie @ 3Dinosaurs.com



**bin**

Created by Cassie @ 3Dinosaurs.com



**tin**

# Read, Write, & Stamp

Read: bin

Write: bin

Stamp:

Read: grin

Write: grin

Stamp:

Read: Lin

Write: Lin

Stamp:

Read: pin

Write: pin

Stamp:

# Read, Write, & Stamp

Read: spin

Write: spin

Stamp:

Read: tin

Write: tin

Stamp:

Read: a

Write: a

Stamp:

Read: and

Write: and

Stamp:

# Read, Write, & Stamp

Read: c a n

Write: can

Stamp:

Read: d i d

Write: did

Stamp:

Read: f i x

Write: fix

Stamp:

Read: f l i p

Write: flip

Stamp:

# Read, Write, & Stamp

Read: h a s

Write: h a s

Stamp:

Read: i n

Write: i n

Stamp:

Read: i s

Write: i s

Stamp:

Read: s k i p

Write: s k i p

Stamp:

# Read, Write, & Stamp

Read: the

Write: the

Stamp:

Read: tip

Write: tip

Stamp:



-in



bin

grin

fin

Lin

pin

spin

tin

win

-IN

in

in

in

in

in

bin

grin

pin

in

-IN Playdough Mat

*Created by Cassie @ 3Dinosaurs.com*

# Rhyming Word Sorting

-in Words

Other Words






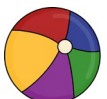














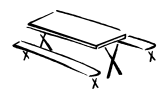





*Created by Cassie @ 3Dinosaurs.com*

Cut out the words below and sort them correctly.

fix	pin	the	bin
tin	flip	tin	can

# BOB Books Rhyming Words Making Words

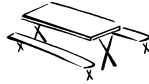
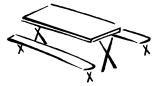
This is the key to the activity.

 Aa	 Ee	 Ii	 Oo	 Uu	
 Bb	 Cc	 Dd	 Ff	 Gg	 Hh
 Jj	 Kk	 Ll	 Mm	 Nn	 Pp
 Qq	 Ss	 Ss	 Tt	 Vv	 Ww
 Xx	 Yy	 Zz	Created by Cassie @ 3Dinosaurs.com		

# BOB Books Rhyming Words Making Words



# BOB Books Rhyming Words Making Words



# Color as You Read

Lin	is	in	the	bin
has	a	pin	can	spin
and	the	bin	is	tin
in	fix	did	flip	skip
tip	grin			

bin

*Created by Cassie @ 3Dinosaurs.com*

grin

*Created by Cassie @ 3Dinosaurs.com*

Lin

*Created by Cassie @ 3Dinosaurs.com*

pin

*Created by Cassie @ 3Dinosaurs.com*

spin

*Created by Cassie @ 3Dinosaurs.com*

tin

*Created by Cassie @ 3Dinosaurs.com*



a

*Created by Cassie @ 3Dinosaurs.com*

and

*Created by Cassie @ 3Dinosaurs.com*

can

*Created by Cassie @ 3Dinosaurs.com*

did

*Created by Cassie @ 3Dinosaurs.com*

fix

*Created by Cassie @ 3Dinosaurs.com*

flip

*Created by Cassie @ 3Dinosaurs.com*

has

*Created by Cassie @ 3Dinosaurs.com*

in

*Created by Cassie @ 3Dinosaurs.com*

is

*Created by Cassie @ 3Dinosaurs.com*

skip

*Created by Cassie @ 3Dinosaurs.com*

the

*Created by Cassie @ 3Dinosaurs.com*

tip

*Created by Cassie @ 3Dinosaurs.com*

# Writing: bin

Write a sentence using "bin".

Handwriting practice lines consisting of solid top and bottom lines with a dashed midline for letter height guidance. There are five sets of these lines provided for writing practice.

# Writing: grin

Write a sentence using “grin”.

Handwriting practice lines consisting of solid top and bottom lines with a dashed midline for letter height guidance. There are five sets of these lines provided for writing practice.

# Writing: Lin

Write a sentence using "Lin".

Handwriting practice lines consisting of solid top and bottom lines with a dashed midline for letter height guidance. There are five sets of these lines provided for writing practice.

# Writing: pin

Write a sentence using "pin".

Handwriting practice lines consisting of solid top and bottom lines with a dashed midline for letter height guidance. There are five sets of these lines provided for writing practice.

# Writing: spin

Write a sentence using “spin”.

Handwriting practice lines for writing a sentence using the word “spin”.

# Writing: tin

Write a sentence using "tin".

Handwriting practice lines consisting of solid top and bottom lines with a dashed midline for letter height guidance. There are five sets of these lines provided for writing practice.



# Writing: a

Write a sentence using "a".

Handwriting practice lines consisting of solid top and bottom lines with a dashed midline for letter height guidance. There are five sets of these lines provided for writing practice.

# Writing: and

Write a sentence using “and”.

Handwriting practice lines consisting of solid top and bottom lines with a dashed midline for letter height guidance. There are five sets of these lines provided for writing practice.

# Writing: can

Write a sentence using "can".

Handwriting practice lines consisting of solid top and bottom lines with a dashed midline for letter height guidance. There are five sets of these lines provided for writing practice.

# Writing: did

Write a sentence using "did".

Handwriting practice lines for writing a sentence using "did". Each row consists of a solid top line, a dashed middle line, and a solid bottom line.

# Writing: fix

Write a sentence using “fix”.

Handwriting practice lines consisting of solid top and bottom lines with a dashed midline for letter height guidance. There are five sets of these lines available for writing practice.

# Writing: flip

Write a sentence using “flip”.

Handwriting practice lines consisting of solid top and bottom lines with a dashed midline for letter height guidance. There are five sets of these lines provided for writing practice.

# Writing: has

Write a sentence using "has".

Handwriting practice lines consisting of solid top and bottom lines with a dashed midline for letter height guidance. There are five sets of these lines provided for writing practice.

# Writing: in

Write a sentence using "in".

Handwriting practice lines consisting of solid top and bottom lines with a dashed midline for letter height guidance. There are five sets of these lines provided for writing practice.



# Writing: is

Write a sentence using "is".

Handwriting practice lines consisting of solid top and bottom lines with a dashed midline for letter height guidance. There are five sets of these lines provided for writing practice.

# Writing: skip

Write a sentence using "skip".

Handwriting practice lines consisting of solid top and bottom lines with a dashed midline for letter height guidance. There are five sets of these lines provided for writing practice.

# Writing: the

Write a sentence using "the".

Handwriting practice lines consisting of solid top and bottom lines with a dashed midline for letter height guidance. There are five sets of these lines provided for writing practice.

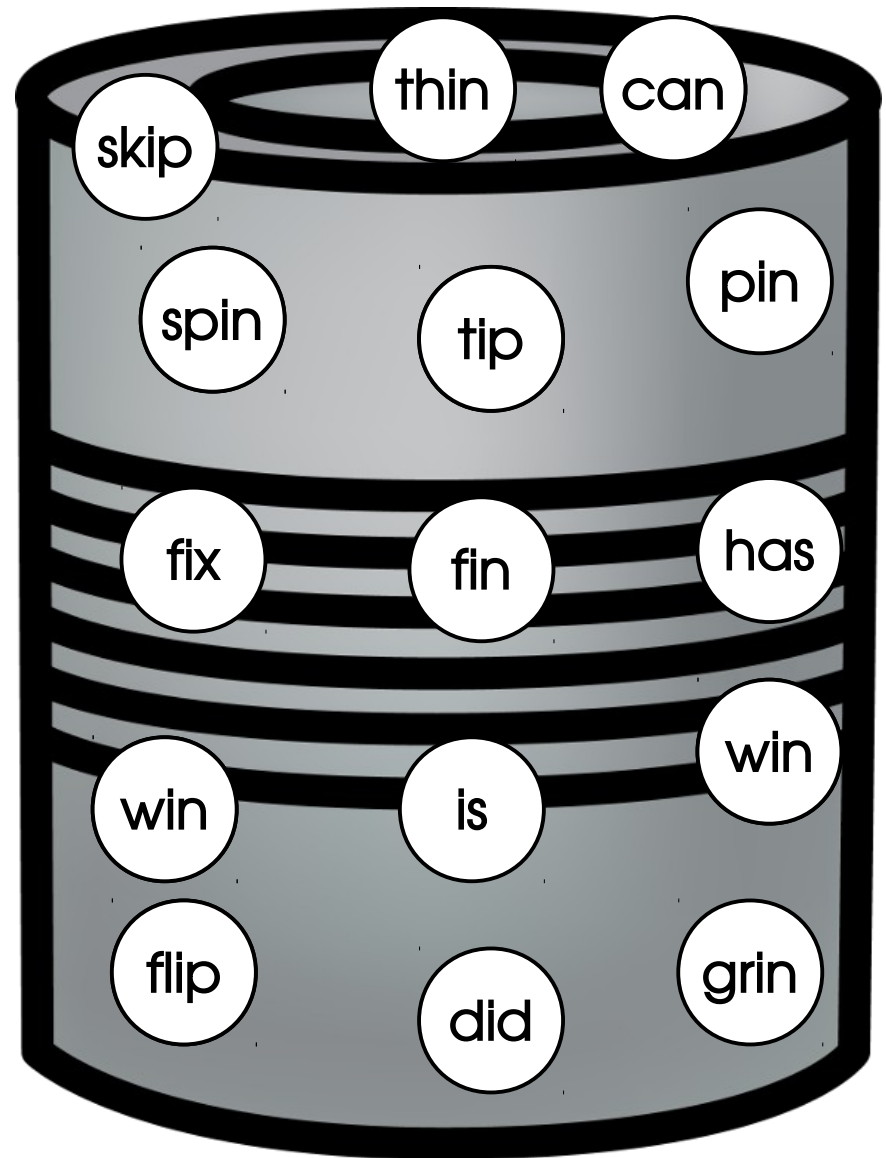
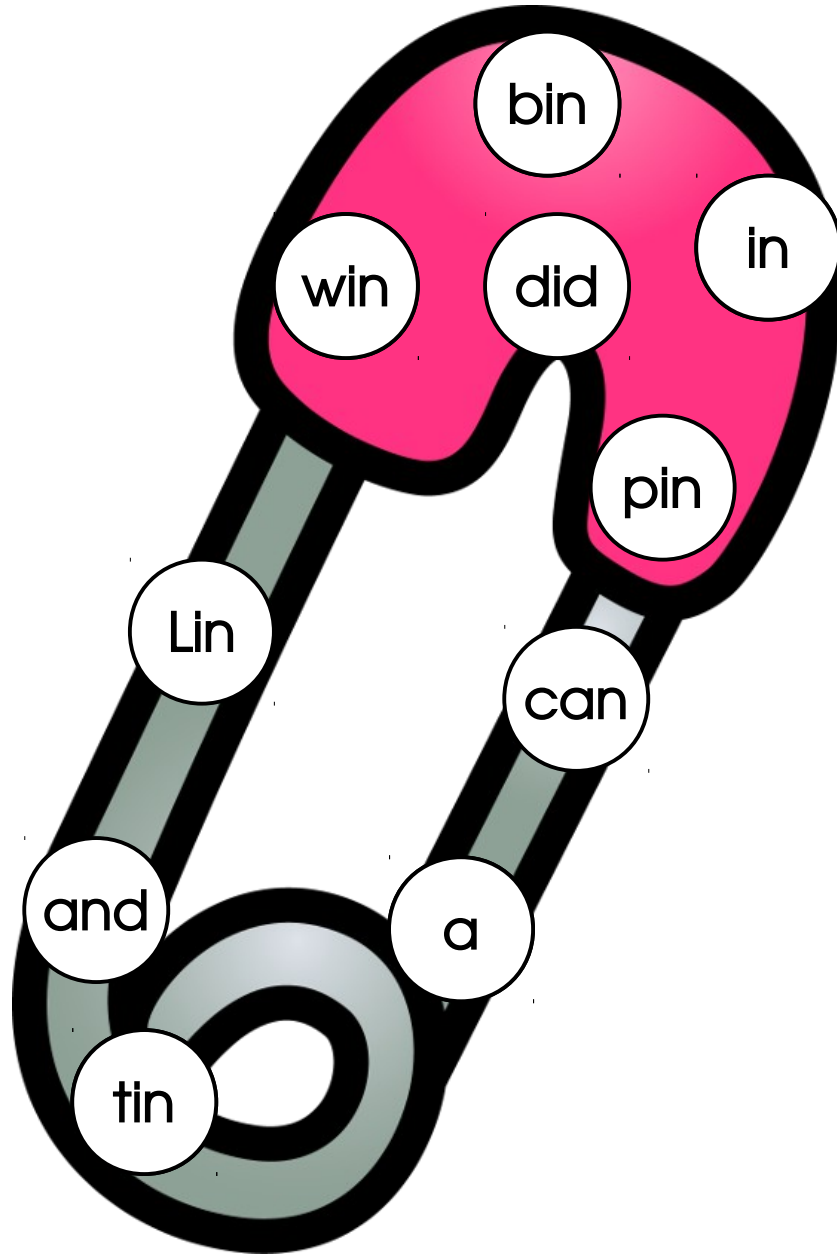
# Writing: tip

Write a sentence using "tip".

Handwriting practice lines consisting of solid top and bottom lines with a dashed midline for letter height guidance. There are five sets of these lines provided for writing practice.

# Dot the -IN Words

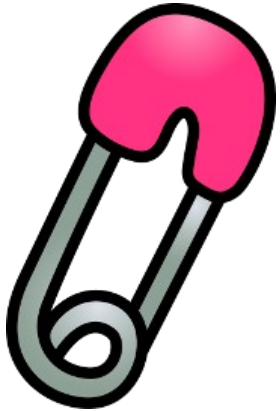
Dot all the words that end with -in on the pin and tin.




Created by Cassie @ 3Dinosaurs.com

# Follow the -IN Word Family Word Path

Start



bin	the	has	pin	fin	win	Lin
grin	is	fix	bin	is	has	pin
fin	the	can	grin	flip	skip	grin
Lin	pin	spin	bin	can	and	spin
did	the	and	has	the	cab	tin
a	tip	fix	and	can	in	bin



End