

Sight Words Kindergarten

Book 5: As Big As



These printables are provided *FREE* of charge. Please do share my printables. But please remember that all of my printables are for personal use. You cannot claim these printables or sell them as your own. All the printables and pictures are the property of 3 Dinosaurs.

Please DO

- Download the files to your computers and print them off for personal use.
- Direct people to the blog or site when sharing with others.
- Give proper credit back to 3 Dinosaurs when blogging about our files.

Please Do Not

- Link directly to the pdf file.
- Alter my files in any way.
- Store them on your website in any format.
- Seek to use these to drive traffic to your site or sell them in any way.
- Print off and sell them to others.

Please read the [Terms of Use](#). If you have any questions please let me know.

Please remember this is about being Honest.
I reserve the right to change this policy at any time.

Thanks 3Dinosaurs.com



Graphics Purchased from [Scrappin Doodles](#), [Whimsy Clips](#),

[Melonheadz Illustrations](#) & [KMP Doodles](#)



Sight Words Kindergarten

Book 5: As Big As



3-5 - Read, Write, Stamp, Cut & Paste

6-8 - Playdough Mat with Tracing

9-10 – Making Words

11 – Cube Flash Cards

12-13 – Graph the sight Word

14-16 – Writing Sentences

17 – Dot the Sight Words Words

Created by Cassie @ 3Dinosaurs.com

Read, Write, Stamp, Cut & Paste

Name: _____

Read: a s


Write: a s a s a s a s a s a s

Stamp:

Paste:

Created by Cassie @ 3Dinosaurs.com

Cut:



Read, Write, Stamp, Cut & Paste

Name: _____

Read: h a d

Write: had had had had

Stamp:

Paste:

Created by Cassie @ 3Dinosaurs.com

Cut: h a d

Read, Write, Stamp, Cut & Paste

Name: _____

Read: W a s

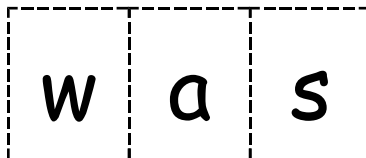
Write: was was was was

Stamp:

Paste:

Created by Cassie @ 3Dinosaurs.com

Cut:



Sight Word: as

as

Trace the Word

as as as as as as

Write the Word

Sight Word: had

had

Trace the Word

had had had had

Write the Word

Sight Word: was

was






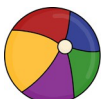














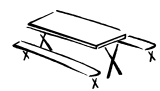





Trace the Word

was was was was

Write the Word

BOB Books Sight Words Kindergarten Making Words

This is the key to the activity.

 Aa	 Ee	 Ii	 Oo	 Uu	
 Bb	 Cc	 Dd	 Ff	 Gg	 Hh
 Jj	 Kk	 Ll	 Mm	 Nn	 Pp
 Qq	 Rr	 Ss	 Tt	 Vv	 Ww
 Xx	 Yy	 Zz	Created by Cassie @ 3Dinosaurs.com		

BOB Books Sight Words Kindergarten Making Words



as

Created by Cassie @ 3Dinosaurs.com

had

Created by Cassie @ 3Dinosaurs.com

was

Created by Cassie @ 3Dinosaurs.com

as

Created by Cassie @ 3Dinosaurs.com

had

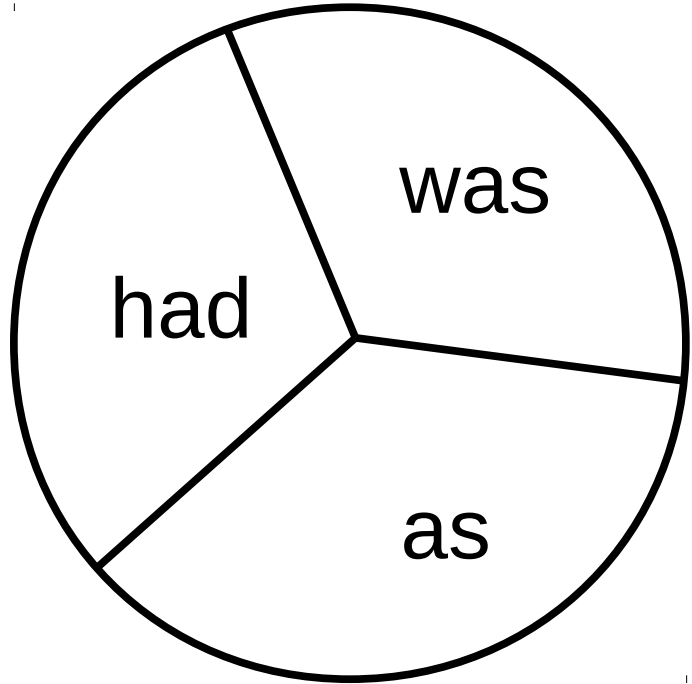
Created by Cassie @ 3Dinosaurs.com

was

Created by Cassie @ 3Dinosaurs.com

BOB Books Sight Words Kindergarten Graphing Words

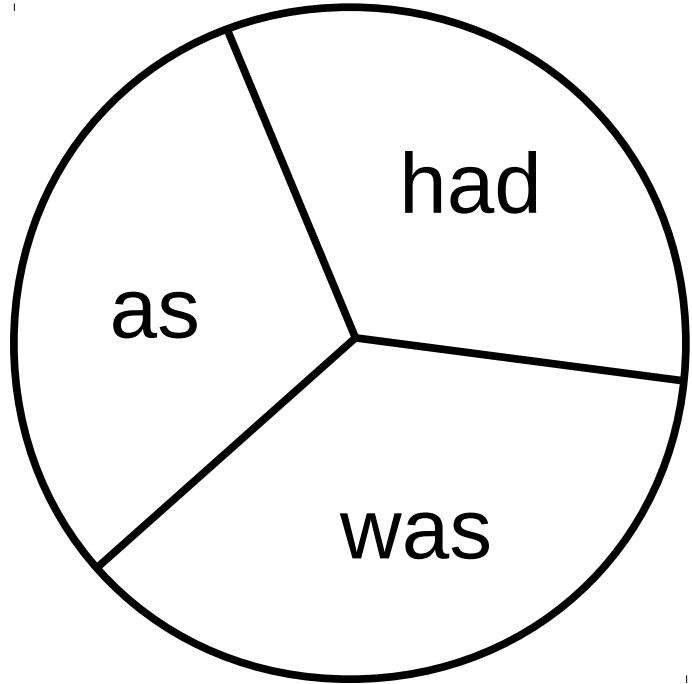
Use a pencil and paperclip to make your spinner. Spin the paperclip and graph the answer on the column that matches the sight word.



was	had	as

BOB Books Sight Words Kindergarten Graphing Words

Use a pencil and paperclip to make your spinner. Spin the paperclip and graph the answer on the column that matches the sight word.



a s	h a d	w a s
a s	h a d	w a s
a s	h a d	w a s
a s	h a d	w a s
a s	h a d	w a s
a s	h a d	w a s
a s	h a d	w a s
as	had	was

Writing: as

Write a sentence using “as”.

Handwriting practice lines consisting of solid top and bottom lines with a dashed midline for letter height guidance. There are five sets of these lines provided for writing practice.

Writing: had

Write a sentence using "had".

Handwriting practice lines consisting of solid top and bottom lines with a dashed midline for letter height guidance. There are five sets of these lines provided for writing practice.

Writing: was

Write a sentence using "was".

Handwriting practice lines for writing a sentence using "was". The page contains five sets of three horizontal lines (top solid, middle dashed, bottom solid) for writing practice.

Dot the Sight Words

as – blue

had – yellow

was – green

