


Sight Words Kindergarten

Book 9: The Trip



These printables are provided *FREE* of charge. Please do share my printables. But please remember that all of my printables are for personal use. You cannot claim these printables or sell them as your own. All the printables and pictures are the property of 3 Dinosaurs.

Please DO

- Download the files to your computers and print them off for personal use.
- Direct people to the blog or site when sharing with others.
- Give proper credit back to 3 Dinosaurs when blogging about our files.

Please Do Not

- Link directly to the pdf file.
- Alter my files in any way.
- Store them on your website in any format.
- Seek to use these to drive traffic to your site or sell them in any way.
- Print off and sell them to others.

Please read the [Terms of Use](#). If you have any questions please let me know.

Please remember this is about being Honest.
I reserve the right to change this policy at any time.

Thanks 3Dinosaurs.com



Graphics Purchased from [Scrappin Doodles](#), [Whimsy Clips](#),

[Melonheadz Illustrations](#) & [KMP Doodles](#)



Sight Words Kindergarten

Book 9: The Trip



3-5 - Read, Write, Stamp, Cut & Paste

6-8 - Playdough Mat with Tracing

9-10 – Making Words

11 – Cube Flash Cards

12-13 – Graph the sight Word

14-16 – Writing Sentences

17 – Dot the Sight Words Words

Created by Cassie @ 3Dinosaurs.com

Read, Write, Stamp, Cut & Paste

Name: _____

Read: o v e r

Write: over over over

Stamp:

Paste:

Created by Cassie @ 3Dinosaurs.com

Cut:

o	v	e	r
---	---	---	---

Read, Write, Stamp, Cut & Paste

Name: _____

Read: they

Write: They they they

Stamp:

Paste:

Created by Cassie @ 3Dinosaurs.com

Cut: they

Read, Write, Stamp, Cut & Paste

Name: _____

Read: w e n t

Write: w e n t w e n t w e n t

Stamp:

Paste:

Created by Cassie @ 3Dinosaurs.com

Cut:

w	e	n	t
---	---	---	---

Sight Word: over

over

Trace the Word

over over over over

Write the Word

Sight Word: they

they

Trace the Word

they they they they

Write the Word

Sight Word: went

went






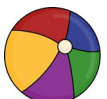














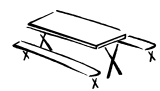





Trace the Word

went went went

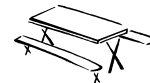


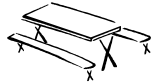

Write the Word

BOB Books Sight Words Kindergarten Making Words

This is the key to the activity.

 Aa	 Ee	 Ii	 Oo	 Uu	
 Bb	 Cc	 Dd	 Ff	 Gg	 Hh
 Jj	 Kk	 Ll	 Mm	 Nn	 Pp
 Qq	 Rr	 Ss	 Tt	 Vv	 Ww
 Xx	 Yy	 Zz	Created by Cassie @ 3Dinosaurs.com		

BOB Books Sight Words Kindergarten Making Words



over

Created by Cassie @ 3Dinosaurs.com

they

Created by Cassie @ 3Dinosaurs.com

went

Created by Cassie @ 3Dinosaurs.com

over

Created by Cassie @ 3Dinosaurs.com

they

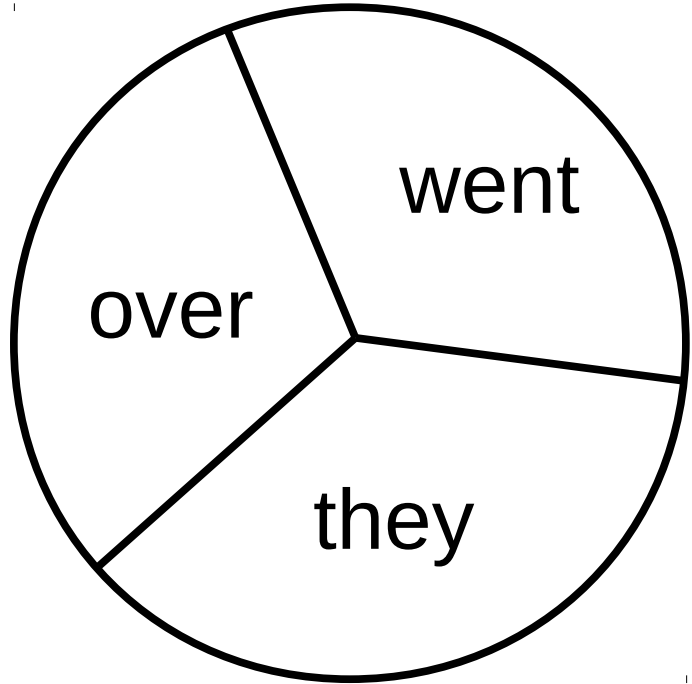
Created by Cassie @ 3Dinosaurs.com

went

Created by Cassie @ 3Dinosaurs.com

BOB Books Sight Words Kindergarten Graphing Words

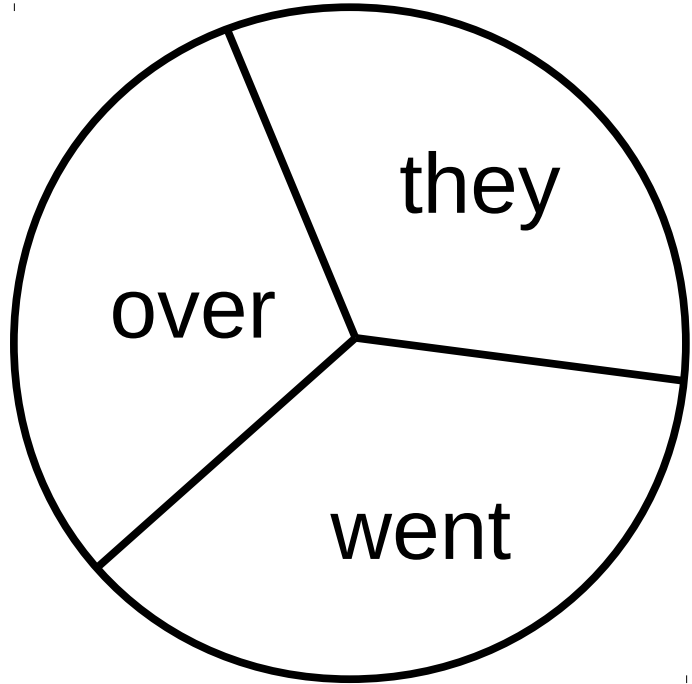
Use a pencil and paperclip to make your spinner. Spin the paperclip and graph the answer on the column that matches the sight word.



over	they	went

BOB Books Sight Words Kindergarten Graphing Words

Use a pencil and paperclip to make your spinner. Spin the paperclip and graph the answer on the column that matches the sight word.



over	they	went
over	they	went
over	they	went
over	they	went
over	they	went
over	they	went
over	they	went
over	they	went

Writing: over

Write a sentence using “over”.

Handwriting practice lines consisting of solid top and bottom lines with a dashed midline for letter height guidance. There are five sets of these lines provided for writing practice.

Writing: they

Write a sentence using "they".

Handwriting practice lines for writing a sentence using "they". The page features five sets of horizontal lines, each consisting of a solid top line, a dashed middle line, and a solid bottom line.

Writing: went

Write a sentence using "went".

Handwriting practice lines for writing a sentence using "went". The page features five sets of horizontal lines, each consisting of a solid top line, a dashed middle line, and a solid bottom line.

Dot the Sight Words

over – orange

they – green

went – blue

