


# Set 2 Book 3: Pip and Pog



These printables are provided *FREE* of charge. Please do share my printables. But please remember that all of my printables are for personal use. You cannot claim these printables or sell them as your own. All the printables and pictures are the property of 3 Dinosaurs.

## Please DO

- Download the files to your computers and print them off for personal use.
- Direct people to the blog or site when sharing with others.
- Give proper credit back to 3 Dinosaurs when blogging about our files.

## Please Do Not

- Link directly to the pdf file.
- Alter my files in any way.
- Store them on your website in any format.
- Seek to use these to drive traffic to your site or sell them in any way.
- Print off and sell them to others.

Please remember this is about being Honest.  
I reserve the right to change this policy at any time.

Please read the [Terms of Use](#). If you have any questions please let me know.

# Thanks 3Dinosaurs.com



Graphics Purchased from [Scrappin Doodles](#)



# Read, Write, & Stamp

*Created by Cassie @ 3Dinosaurs.com*

ran

Write:

ran ran ran

Stamp:

did

Write:

did did did

Stamp:

hit

Write:

hit hit hit hit

Stamp:

# Read, Write, & Stamp

*Created by Cassie @ 3Dinosaurs.com*

pig

Write:

pig pig pig

Stamp:

Pip

Write:

Pip Pip Pip

Stamp:

bop

Write:

bop bop bop

Stamp:

# Read, Write, & Stamp

*Created by Cassie @ 3Dinosaurs.com*

cop

Write: cop cop cop

Stamp:

not

Write: not not not

Stamp:

Pog

Write: Pog Pog Pog

Stamp:

# Read, Write, & Stamp

*Created by Cassie @ 3Dinosaurs.com*

stop

Write: stop stop

Stamp:

car

Write: car car car

Stamp:

do

Write: do do do do

Stamp:

# Read, Write, & Stamp

*Created by Cassie @ 3Dinosaurs.com*

into

Write: into into into

Stamp:

now

Write: now now now

Stamp:

saw

Write: saw saw saw

Stamp:

# Which One is Different?

ran ran ran ram ran

---

dip did did did did

---

hit hid hit hit hit

---

pig pig pig qig pig

---

Pip Pip Pip Pip Pib

# Which One is Different?

bop dop bop bop bop

---

cop cop cop cop cog

---

nat not not not not

---

Pog Pog Pog Pog Bog

---

stop top stop stop stop



# Which One is Different?

car car car caf car

---

do do do do bo

---

into imto into into into

---

nov now now now now

---

saw saw saw saw sow

# “A” Vowel Words Path

Follow “A” vowel words through the word path.

START

and did had ran and had ran

had ran and hit bop big and

stop cop dog Pog Pip not had

bop end and ran had and ran

not big ran cop stop bop pig

hit dog had Pip dog did Pog

cop red and not cop end dog

stop Pog had ran had ran and

END

# “E” Vowel Words Path

Follow “E” vowel words through the word path.

START

end bop big cop pig stop dog

red and dog big not bop ran

end Pog end red end hit Pog

red end red did red not cop

pig dog had cop end ran stop

bop hit red end red cop Pog

did not end Pip stop dog ran

had cop red end red end red

END

# “I” Vowel Words Path

Follow “I” vowel words through the word path.

START

big did hit pig Pip big did

ran bop end cop red Pog hit

Pog red not had dog end pig

end bop pig hit did big Pip

ran not Pip and stop dog and

cop end big cop had bop ran

and dog did red not ran Pog

stop had hit pig Pip big did

END

# “O” Vowel Words Path

Follow “O” vowel words through the word path.

START

bop big and hit did end red

cop end not Pog stop had big

dog pig dog red bop hit Pip

not had cop big cop ran did

Pog Pip bop and dog pig end

stop ran stop hit not Pog stop

bop pig Pog ran did had bop

cop dog not red Pip ran cop

END

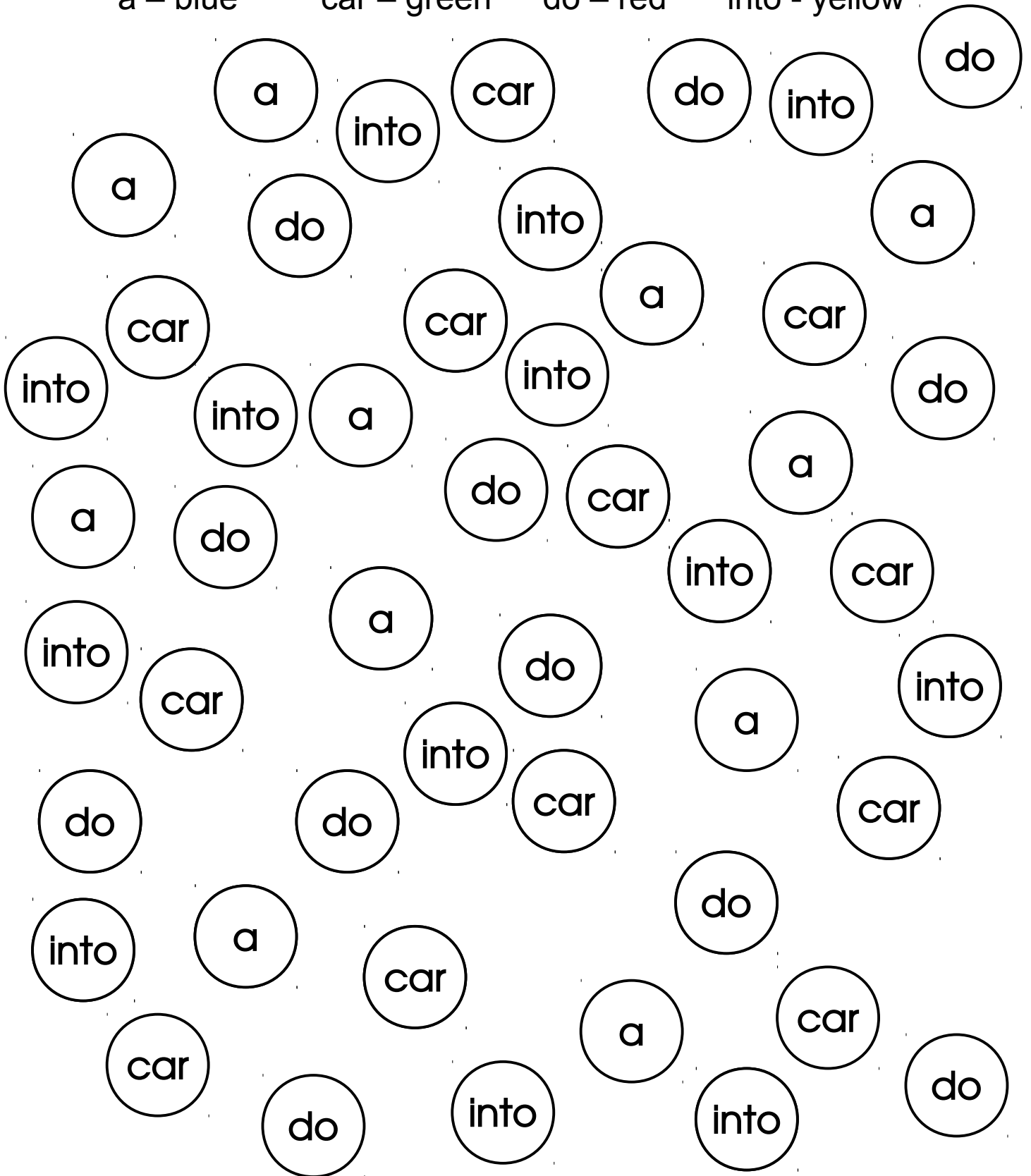
# Color the Sight Words

a – blue

car – green

do – red

into - yellow




# Color the Sight Words

now – blue

the – green

saw – red

was – yellow




# Making Words

This is the key to the activity.



Aa



Ee



Ii



Oo



Uu



Bb



Cc



Dd



Ff



Gg



Hh



Jj



Kk



Ll



Mm



Nn



Pp

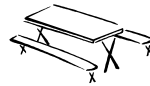


Qq

Rr



Ss



Tt



Vv



Ww



Xx



Yy

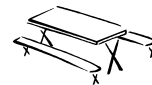
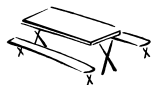
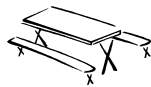


Zz



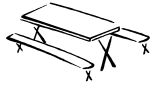
# Making CVC

Use the beginning sound of the pictures to make the CVC words.



# Making CVC

Use the beginning sound of the pictures to make the CVC words.



ran

*Created by Cassie @ 3Dinosaurs.com*

did

*Created by Cassie @ 3Dinosaurs.com*

hit

*Created by Cassie @ 3Dinosaurs.com*

pig

*Created by Cassie @ 3Dinosaurs.com*

Pip

*Created by Cassie @ 3Dinosaurs.com*

bop

*Created by Cassie @ 3Dinosaurs.com*

cop

*Created by Cassie @ 3Dinosaurs.com*

not

*Created by Cassie @ 3Dinosaurs.com*

Pog

*Created by Cassie @ 3Dinosaurs.com*

stop

*Created by Cassie @ 3Dinosaurs.com*

car

*Created by Cassie @ 3Dinosaurs.com*

do

*Created by Cassie @ 3Dinosaurs.com*

into

*Created by Cassie @ 3Dinosaurs.com*

now

*Created by Cassie @ 3Dinosaurs.com*

saw

*Created by Cassie @ 3Dinosaurs.com*

*Created by Cassie @ 3Dinosaurs.com*

*Created by Cassie @ 3Dinosaurs.com*

*Created by Cassie @ 3Dinosaurs.com*

# Writing: ran

Write a sentence using “ran”.

# Writing: did

Write a sentence using "did".

# Writing: hit

Write a sentence using "hit".



# Writing: pig

Write a sentence using “pig”.

# Writing: bop

Write a sentence using “bop”.

# Writing: cop

Write a sentence using “cop”.

# Writing: not

Write a sentence using “not”.

# Writing: Pog

Write a sentence using "Pog".

# Writing: stop

Write a sentence using “stop”.

# Writing: car

Write a sentence using "car".

# Writing: do

Write a sentence using “do”.



# Writing: into

Write a sentence using "into".

# Writing: now

Write a sentence using “now”.

# Writing: saw

Write a sentence using "saw".