


Set 2 Book 4: Bow-wow!



These printables are provided *FREE* of charge. Please do share my printables. But please remember that all of my printables are for personal use. You cannot claim these printables or sell them as your own. All the printables and pictures are the property of 3 Dinosaurs.

Please DO

- Download the files to your computers and print them off for personal use.
- Direct people to the blog or site when sharing with others.
- Give proper credit back to 3 Dinosaurs when blogging about our files.

Please Do Not

- Link directly to the pdf file.
- Alter my files in any way.
- Store them on your website in any format.
- Seek to use these to drive traffic to your site or sell them in any way.
- Print off and sell them to others.

Please remember this is about being Honest.
I reserve the right to change this policy at any time.

Please read the [Terms of Use](#). If you have any questions please let me know.

Thanks 3Dinosaurs.com



Graphics Purchased from [Scrappin Doodles](#)



Read, Write, & Stamp

Created by Cassie @ 3Dinosaurs.com

Jan

Write:

Jan Jan Jan

Stamp:

pat

Write:

pat pat pat

Stamp:

yap

Write:

yap yap yap

Stamp:

Read, Write, & Stamp

Created by Cassie @ 3Dinosaurs.com

it

Write:

it it it it it it

Stamp:

Jip

Write:

Jip Jip Jip

Stamp:

sit

Write:

sit sit sit sit

Stamp:

Read, Write, & Stamp

Created by Cassie @ 3Dinosaurs.com

Tim

Write:

Tim Tim Tim

Stamp:

Tip

Write:

Tip Tip Tip Tip

Stamp:

Yip

Write:

Yip Yip Yip

Stamp:

Read, Write, & Stamp

Created by Cassie @ 3Dinosaurs.com

hug

Write:

hug hug hug

Stamp:

bow

Write:

bow bow bow

Stamp:

WOW

Write:

WOW WOW

Stamp:

Which One is Different?

Jan Jan Jan Jan jan

pat bat pat pat pat

yap yap yop yap yap

it it it it if

Jip Jip Jip Jip Jig

Which One is Different?

sit sit sit sat sit

Tim Tin Tim Tim Tim

Tip Tip Tip tip Tip

Yip Jip Yip Yip Yip

hag hug hug hug hug

Which One is Different?

bow bow bow bow bov

waw wow wow wow wow

“A” Vowel Words Path

Follow “A” vowel words through the word path.

START

and got Jan Pat sat yap and

Jan end and Tim hug sit Jan

Pat sat yap Jip it Tip Pat

dog pup end sit pup end sat

sit Tip dog Tim Yip got yap

hug it sit Jip Pat Jan and

got Yip pup end sat Yip dog

Jip hug Tim it yap and Jan

END

“E” Vowel Words Path

Follow “E” vowel words through the word path.

START

end it Jan dog Yip got Pat

end and pup and hug Tip sit

end end Tim got end end end

sat end Yip sit end it end

Jip end hug end end Jan end

Pat end Tip end pup Tim end

pup end and end yap dog end

yap end end end Jip sat end

END

“I” Vowel Words Path

Follow “I” vowel words through the word path.

START

it pup and sat got Jan pup

Jip Pat yap dog and Tim Pat

sit hug Tim Tim Tip Yip it

Tim end Jan sit pup Jan Jip

Tip yap dog Jip sat end sit

Yip and sat it hug sat Tim

it pup end Yip yap got Tip

Jip sit Tim Tip Pat yap Yip

END

“O” Vowel Words Path

Follow “O” vowel words through the word path.

START

dog Pat dog got dog got dog

got dog got Tim and yap got

Jip sat it end pup Tip dog

yap hug Jan sit Jip Pat got

dog got dog got dog got dog

got pup Yip end sit hug sat

dog Tip and it Jan Tim Yip

got dog got dog got dog got

END

“U” Vowel Words Path

Follow “U” vowel words through the word path.

START

hug Jan dog Tip yap Jip sat

pup Yip it end got and Tim

hug sat Jip Tim Pat sit Jip

pup hug Pat hug pup hug pup

yap pup got pup dog end hug

pup hug yap hug Jan it pup

hug and Tip pup sit sat hug

pup hug pup hug yap Yip pup

END

Color the Sight Words

a – blue

bow – green

wow – red

was – yellow

the – orange

wow

a

was

bow

the

wow

a

bow

wow

the

a

was

a

the

wow

a

the

was

the

bow

a

bow

wow

wow

the

the

was

a

a

the

bow

was

wow

bow

wow


was

Making Words

This is the key to the activity.



Aa



Ee



Ii



Oo



Uu



Bb



Cc



Dd



Ff



Gg



Hh



Jj



Kk



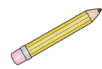
Ll



Mm



Nn



Pp

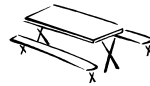


Qq

Rr



Ss



Tt



Vv



Ww



Xx



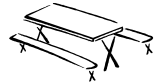
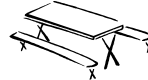
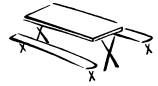
Yy



Zz

Making CVC

Use the beginning sound of the pictures to make the CVC words.



Making CVC

Use the beginning sound of the pictures to make the CVC words.



Jan

Created by Cassie @ 3Dinosaurs.com

pat

Created by Cassie @ 3Dinosaurs.com

yap

Created by Cassie @ 3Dinosaurs.com

it

Created by Cassie @ 3Dinosaurs.com

Jip

Created by Cassie @ 3Dinosaurs.com

sit

Created by Cassie @ 3Dinosaurs.com

Tim

Created by Cassie @ 3Dinosaurs.com

Tip

Created by Cassie @ 3Dinosaurs.com

Yip

Created by Cassie @ 3Dinosaurs.com

hug

Created by Cassie @ 3Dinosaurs.com

bow

Created by Cassie @ 3Dinosaurs.com

wow

Created by Cassie @ 3Dinosaurs.com

Writing: Jan

Write a sentence using "Jan".

Writing: pat

Write a sentence using "pat".

Writing: yap

Write a sentence using “yap”.

Writing: it

Write a sentence using "it".

Writing: Jip

Write a sentence using "Jip".

Writing: sit

Write a sentence using "sit".

Writing: Tim

Write a sentence using "Tim".

Writing: Tip

Write a sentence using "Tip".

Writing: Yip

Write a sentence using "Yip".

Writing: hug

Write a sentence using "hug".

Writing: bow

Write a sentence using "bow".

Writing: wow

Write a sentence using “wow”.