



Build Up to Summer Learning Second Week 5: Camping

Thanks for downloading Build Up Summer Learning Week Five: Camping. Be sure to check out the other weeks as they come out!

These printables are provided *FREE* of charge. Please do share our printables. But please remember that all of our printables are for personal use. You cannot claim these printables or sell them as your own. All the printables and pictures are the property of [3 Dinosaurs](#) & [Royal Baloo](#).

Please DO

- Download the files to your computers and print them off for personal use.
- Direct people to the blog or site when sharing with others.
- Give proper credit back to [3 Dinosaurs](#) & [Royal Baloo](#) when blogging about our files.

Graphics: Purchased from [Melonheadz Illustrations](#),

[KPM Doodles](#), [Mycutegraphic.com](#),

and [Scrappin Doodles](#).

You May Not

- Link directly to the pdf file.
- Alter my files in any way.
- Store them on your website in any format or any any upload type (facebook, sharing sites etc)
- Seek to use these to drive traffic to your site or sell them in any way.
- Print off and sell them to others.

Please remember this is about being Honest. We reserve the right to change this policy at any time.

Thanks Erin @Royal Baloo & Cassie @3 Dinosaurs



<http://royalbaloo.com/>
[Facebook](#)
[Twitter](#)
[RSS](#)
[Google +](#)

<http://www.3dinosaurs.com/>
[Facebook](#)
[Twitter](#)
[RSS](#)
[Google +](#)






Week 5 Day 2: Language Activities



Make the -eath words.



Use a pencil and paperclip to make your spinner. Spin and then write letters with -ock to make the word.

- | | |
|----------|----------|
| 1. _____ | 4. _____ |
| 2. _____ | 5. _____ |
| 3. _____ | 6. _____ |

Write a sentence using one of the words above.

Put the vowel combinations on the words below using oi or oy.

c____n

pl____y

b____

c____

t____l

Tr____

enj____

dr____d

Write two sentence with two of the words.



Week 5 Day 2: Money Questions



Answer the following question and show your work.


You have \$1.34 in coins. What coins do you have?

You have .68 cents. What coins do you have?



Spin and count the money

Use a pencil and paperclip to make your spinner. Write in the coin amount in the equations below and then add the the money.



Write in your spins and total the coins

_____	+	_____	+	_____	+	_____	+	_____	=	_____
_____	+	_____	+	_____	+	_____	+	_____	=	_____
_____	+	_____	+	_____	=	_____				
_____	+	_____	+	_____	+	_____	=	_____		
_____	+	_____	+	_____	=	_____				
_____	+	_____	+	_____	+	_____	=	_____		
_____	+	_____	+	_____	+	_____	=	_____		
_____	+	_____	+	_____	=	_____				



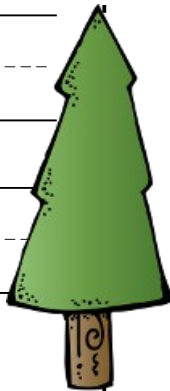
Week 5 Day 2: Sight Word "many"

Color the word many:

many

Write the word many:

Use many in a sentence.




many	very	many	their
many	found	many	found
of	many	many	their
many	many	of	very



Week 5 Day 2: Direction Coloring

Read the directions and color the images at the square.



Color the tree north of the cabin green.

Color the flag south of the cabin black.

Color the campfire east of the cabin orange.

Color the cabin south of the campfire brown.

Color the tent west of the campfire purple.

Color the tree north of the tent blue.

Color the campfire east of the flag yellow.

Color the cabin west of the flag green.

Color the campfire west of the tree red.