



Build Up to Summer Learning Second Week 4: Farm

Thanks for downloading Build Up Summer Learning Week Four: Farm. Be sure to Check out the other weeks as they come out!

These printables are provided *FREE* of charge. Please do share our printables. But please remember that all of our printables are for personal use. You cannot claim these printables or sell them as your own. All the printables and pictures are the property of [3 Dinosaurs](#) & [Royal Baloo](#).

Please DO

- Download the files to your computers and print them off for personal use.
- Direct people to the blog or site when sharing with others.
- Give proper credit back to [3 Dinosaurs](#) & [Royal Baloo](#) when blogging about our files.

Graphics: Purchased from [Melonheadz Illustrations](#),

[KPM Doodles](#), [Mycutegraphic.com](#),

and [Scrappin Doodles](#).

You May Not

- Link directly to the pdf file.
- Alter my files in any way.
- Store them on your website in any format or any any upload type (facebook, sharing sites etc)
- Seek to use these to drive traffic to your site or sell them in any way.
- Print off and sell them to others.

Please remember this is about being Honest. We reserve the right to change this policy at any time.

Thanks Erin @Royal Baloo & Cassie @3 Dinosaurs



<http://royalbaloo.com/>
[Facebook](#)
[Twitter](#)
[RSS](#)
[Google +](#)


<http://www.3dinosaurs.com/>
[Facebook](#)
[Twitter](#)
[RSS](#)
[Google +](#)





Week 4 Day 5: Language Activities

Make the -eek words.



Use a pencil and paperclip to make your spinner. Spin and then write letters with -eek to make the word.

- | | |
|----------|----------|
| 1. _____ | 4. _____ |
| 2. _____ | 5. _____ |
| 3. _____ | 6. _____ |

Write a sentence using one of the words above.

Write in the correct word that works for the sentences below

The farmers _____ are covered with mud. (clothes or close)

The cow has _____ on his back. (fir or fur)

The farm has a few _____ trees. (fir or fur)

The rooster _____ up to the top of the barn. (flew or flu)

The farmer went to _____ the door on the pigs in the pen. (clothes or close)

The farmer got the _____. (flew or flu)



Week 4 Day 5: Telling Time



Put the correct time on the clocks.




12:45



1:35



8:15



6:05



3:00



9:25



Week 4 Day 5: Sight Word "why"

Color the word why:

why


Write the word why:

Use why in a sentence.

don't	why	why	use
why	why	use	around
use	why	why	off
don't	off	why	why



Week 4 Day 5: Math Tally Markers



Use a pencil and paperclip to make your spinner. Spin and then tally the results.

How many sheep are there? _____

Which has more the pig or the sheep?

Are there more chickens than horses?
Yes or No



How many pigs and horses are there together?

How many sheep and horses are there?

How many spins did you do total?

Tally your results

Total

		<input type="text"/>
		<input type="text"/>
		<input type="text"/>
		<input type="text"/>