



Build Up to Summer Learning 2nd Grade Week One: Pirate

Thanks for downloading Build Up Summer Learning Week One: Pirate. Be sure to Check out the other weeks as they come out!

These printables are provided *FREE* of charge. Please do share our printables. But please remember that all of our printables are for personal use. You cannot claim these printables or sell them as your own. All the printables and pictures are the property of [3 Dinosaurs](#) & [Royal Baloo](#).

Please DO

- Download the files to your computers and print them off for personal use.
- Direct people to the blog or site when sharing with others.
- Give proper credit back to [3 Dinosaurs](#) & [Royal Baloo](#) when blogging about our files.

Graphics: Purchased from [Melonheadz Illustrations](#),

[KPM Doodles](#), [Mycutegraphic.com](#),

and [Scrappin Doodles](#).

You May Not

- Link directly to the pdf file.
- Alter my files in any way.
- Store them on your website in any format or any any upload type (facebook, sharing sites etc)
- Seek to use these to drive traffic to your site or sell them in any way.
- Print off and sell them to others.

Please remember this is about being Honest. We reserve the right to change this policy at any time.

Thanks Erin @Royal Baloo & Cassie @3 Dinosaurs



<http://royalbaloo.com/>
[Facebook](#)
[Twitter](#)
[RSS](#)
[Google +](#)

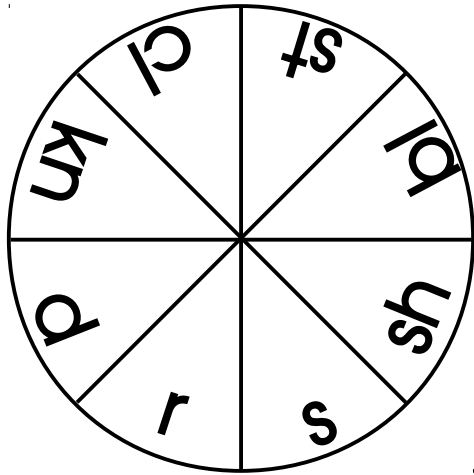
<http://www.3dinosaurs.com/>
[Facebook](#)
[Twitter](#)
[RSS](#)
[Google +](#)





Week 1 Day 2: Language Activities

Make the -ock words.



Use a pencil and paperclip to make your spinner. Spin and then write letters with -ock to make the word.



- | | |
|----------|----------|
| 1. _____ | 4. _____ |
| 2. _____ | 5. _____ |
| 3. _____ | 6. _____ |

Write a sentence using one of the words above.

Put the vowel combinations on the words below using ay or ai.

pl_____

tr____n

tr____

h____r

pl____n

w____

st____

n____l



Sort the words below by ay or ai vowels.

Slay, stair, snail, spray, mail, pay, bail, hay, maid, today

_____	_____
_____	_____
_____	_____
_____	_____
_____	_____



Week 1 Day 2: Money Questions



Answer the following question and show your work.


You have 2 quarters, 2 dimes and 3 Pennies, How much money do you have?

You have 1 quarters, 6 dimes, 2 nickles and 22 pennies, How much money do you have?



Spin and count the money

Use a pencil and paperclip to make your spinner.
Write in the coin amount in the equations below and then add the the money.



Write in your spins and total the coins

_____	+	_____	+	_____	+	_____	+	_____	=	_____
_____	+	_____	+	_____	+	_____	=	_____		
_____	+	_____	=	_____						
_____	+	_____	+	_____	+	_____	=	_____		
_____	+	_____	+	_____	=	_____				
_____	+	_____	+	_____	+	_____	=	_____		
_____	+	_____	+	_____	=	_____				
_____	+	_____	+	_____	+	_____	+	_____	=	_____

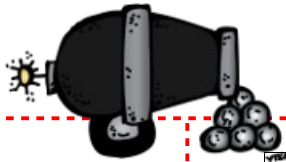


Week 1 Day 2: Sight Word "been"

Color the word been:

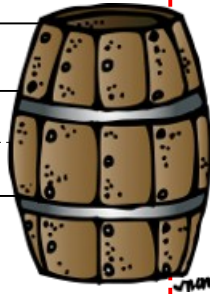
been

Write the word been:



Use been in a sentence.

been	been	does	always
been	read	been	been
does	been	always	been
read	does	been	us





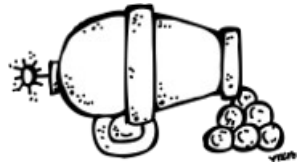

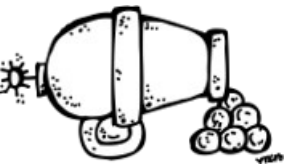






Week 1 Day 2: Direction Coloring



Read the directions and color the images at the square.

	1 	
2 		5 
7 	6 	4 

Color the pirate hat east of ship green.

Color the treasure north of the cannon yellow.

Color the ship south of the treasure black.

Color the treasure north of the ship orange.

Color the pirate hat west of the ship blue.

Color the cannon south of the treasure gray.

Color the ship east of the hat brown.

Color the cannon north of the hat purple.