



# Build Up to Summer Learning 2<sup>nd</sup> Grade Week 2: Pond

Thanks for downloading Build Up Summer Learning Week 2: Pond. Be sure to Check out the other weeks as they come out!

These printables are provided *FREE* of charge. Please do share our printables. But please remember that all of our printables are for personal use. You cannot claim these printables or sell them as your own. All the printables and pictures are the property of [3 Dinosaurs](#) & [Royal Baloo](#).

## Please DO

- Download the files to your computers and print them off for personal use.
- Direct people to the blog or site when sharing with others.
- Give proper credit back to [3 Dinosaurs](#) & [Royal Baloo](#) when blogging about our files.

Graphics: Purchased from [Melonheadz Illustrations](#),

[KPM Doodles](#), [Mycutegraphic.com](#),

and [Scrappin Doodles](#).

## You May Not

- Link directly to the pdf file.
- Alter my files in any way.
- Store them on your website in any format or any any upload type (facebook, sharing sites etc)
- Seek to use these to drive traffic to your site or sell them in any way.
- Print off and sell them to others.

Please remember this is about being Honest. We reserve the right to change this policy at any time.

Thanks Erin @Royal Baloo & Cassie @3 Dinosaurs




<http://royalbaloo.com/>  
[Facebook](#)  
[Twitter](#)  
[RSS](#)  
[Google +](#)

<http://www.3dinosaurs.com/>  
[Facebook](#)  
[Twitter](#)  
[RSS](#)  
[Google +](#)



# Week 2 Day 2: Language Activities

**Make the -atch words.**



Use a pencil and paperclip to make your spinner. Spin and then write letters with -atch to make the word.

- |          |          |
|----------|----------|
| 1. _____ | 4. _____ |
| 2. _____ | 5. _____ |
| 3. _____ | 6. _____ |

**Write a sentence using one of the words above.**

---

---

---

---

---

**Put the vowel combinations on the words below using ee or ey.**

gr\_\_\_\_  
k\_\_\_\_p  
d\_\_\_\_d  
h\_\_\_\_

k\_\_\_\_  
st\_\_\_\_p  
pr\_\_\_\_  
s\_\_\_\_k

**Sort the words below by ey or ee vowels.**

They, need, money, bey, deer, meet, whey  
key, sheep, tween

_____	_____
_____	_____
_____	_____
_____	_____
_____	_____



# Week 1 Day 2: Money Questions


**Answer the following question and show your work.**

You have 5 quarters, 3 dimes, 4 nickles and 2 pennies, How much money do you have?

You have 3 quarters, 2 dimes, 5 nickles and 12 pennies, How much money do you have?

**Spin and count the money**

Use a pencil and paperclip to make your spinner. Write in the coin amount in the equations below and then add the the money.



Write in your spins and total the coins

_____	+	_____	+	_____	+	_____	+	_____	=	_____
_____	+	_____	+	_____	+	_____	=	_____		
_____	+	_____	+	_____	+	_____	=	_____		
_____	+	_____	+	_____	+	_____	=	_____		
_____	+	_____	+	_____	=	_____				
_____	+	_____	+	_____	+	_____	=	_____		
_____	+	_____	+	_____	=	_____				
_____	+	_____	=	_____						



# Week 1 Day 2: Sight Word "fast"

Color the word fast:

fast

Write the word fast:

\_\_\_\_\_

-----

\_\_\_\_\_



Use fast in a sentence.


your	fast	fast	which
fast	because	sing	fast
your	fast	fast	which
fast	sing	because	fast



# Week 2 Day 2: Direction Coloring



Read the directions and color the images at the square.



Color the lily pad west of the fish green.

Color the duck west of the frog yellow.

Color the ducks east of the frog orange.

Color the frog north of the fish blue.

Color the beaver south of the lily pad brown.

Color the fish south of the frog orange.

Color the lily pad east of the frog brown.

Color the frog west of the ducks green.

Color the turtle south of the beaver brown.