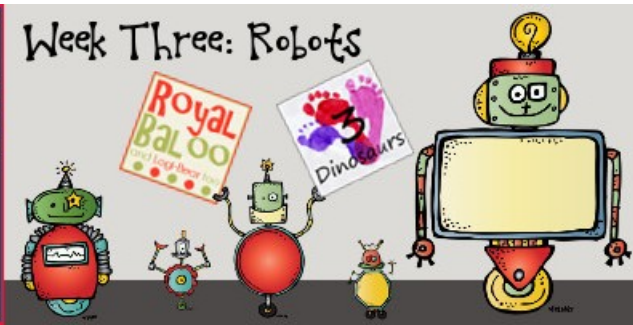




Week Three: Robots



Build Up to Summer Learning 2nd Grade Week 3: Robot

Thanks for downloading Build Up Summer Learning Week 3: Robot. Be sure to Check out the other weeks as they come out!

These printables are provided *FREE* of charge. Please do share our printables. But please remember that all of our printables are for personal use. You cannot claim these printables or sell them as your own. All the printables and pictures are the property of [3 Dinosaurs](#) & [Royal Baloo](#).

Please DO

- Download the files to your computers and print them off for personal use.
- Direct people to the blog or site when sharing with others.
- Give proper credit back to [3 Dinosaurs](#) & [Royal Baloo](#) when blogging about our files.

Graphics: Purchased from [Melonheadz Illustrations](#),

[KPM Doodles](#), [Mycutegraphic.com](#),

and [Scrappin Doodles](#).

You May Not

- Link directly to the pdf file.
- Alter my files in any way.
- Store them on your website in any format or any any upload type (facebook, sharing sites etc)
- Seek to use these to drive traffic to your site or sell them in any way.
- Print off and sell them to others.

Please remember this is about being Honest. We reserve the right to change this policy at any time.

Thanks Erin @Royal Baloo & Cassie @3 Dinosaurs



<http://royalbaloo.com/>
[Facebook](#)
[Twitter](#)
[RSS](#)
[Google +](#)

<http://www.3dinosaurs.com/>
[Facebook](#)
[Twitter](#)
[RSS](#)
[Google +](#)






Week 3 Day 3: Language Activities



Make the -ock words.



Use a pencil and paperclip to make your spinner. Spin and then write letters with -ock to make the word.

- | | |
|----------|----------|
| 1. _____ | 4. _____ |
| 2. _____ | 5. _____ |
| 3. _____ | 6. _____ |

Write a sentence using one of the words above.

Word Dot the By Color

blends - blue

not blend - green

jock

sock

block

hock

lock

clock

frock

knock

dock

crock

dock

shock

smock

mock

rock

stock



Week 3 Day 3: Math Subtraction



Answer the following question and show your work.

There are 47 robots going left and 24 robots going right. How many more robots are going left?

Stacking Subtraction

$$\begin{array}{r} 78 \\ -45 \\ \hline \end{array}$$

$$\begin{array}{r} 132 \\ -88 \\ \hline \end{array}$$

$$\begin{array}{r} 67 \\ -32 \\ \hline \end{array}$$

$$\begin{array}{r} 245 \\ -79 \\ \hline \end{array}$$

$$\begin{array}{r} 79 \\ -34 \\ \hline \end{array}$$

$$\begin{array}{r} 34 \\ -16 \\ \hline \end{array}$$

$$\begin{array}{r} 84 \\ -57 \\ \hline \end{array}$$

$$\begin{array}{r} 267 \\ -78 \\ \hline \end{array}$$

$$\begin{array}{r} 48 \\ -24 \\ \hline \end{array}$$

$$\begin{array}{r} 134 \\ -52 \\ \hline \end{array}$$

$$\begin{array}{r} 51 \\ -17 \\ \hline \end{array}$$

$$\begin{array}{r} 78 \\ -59 \\ \hline \end{array}$$



Week 3 Day 3: Sight Word "goes"


Color the word goes:

goes

Write the word goes:

Use goes in a sentence.

goes	right	goes	these
goes	these	goes	right
before	goes	buy	goes
buy	goes	before	goes



Week 3 Day 3: Shape Rectangles



Draw a rectangle that has 2 rows and 10 tiles.

Draw a rectangle that has 5 rows and 7 tiles in each row.