



Week Four: Farm



Build Up to Summer Learning 3rd Grade Week Four: Farm

Thanks for downloading Build Up Summer Learning Week Four: Farm. Be sure to Check out the other weeks as they come out!

These printables are provided *FREE* of charge. Please do share our printables. But please remember that all of our printables are for personal use. You cannot claim these printables or sell them as your own. All the printables and pictures are the property of [3 Dinosaurs](#) & [Royal Baloo](#).

Please DO

- Download the files to your computers and print them off for personal use.
- Direct people to the blog or site when sharing with others.
- Give proper credit back to [3 Dinosaurs](#) & [Royal Baloo](#) when blogging about our files.

Graphics: Purchased from [Melonheadz Illustrations](#),

[KPM Doodles](#), [Mycutegraphic.com](#),

and [Scrappin Doodles](#).

You May Not

- Link directly to the pdf file.
- Alter my files in any way.
- Store them on your website in any format or any any upload type (facebook, sharing sites etc)
- Seek to use these to drive traffic to your site or sell them in any way.
- Print off and sell them to others.

Please remember this is about being Honest. We reserve the right to change this policy at any time.

Thanks Erin @Royal Baloo & Cassie @3 Dinosaurs



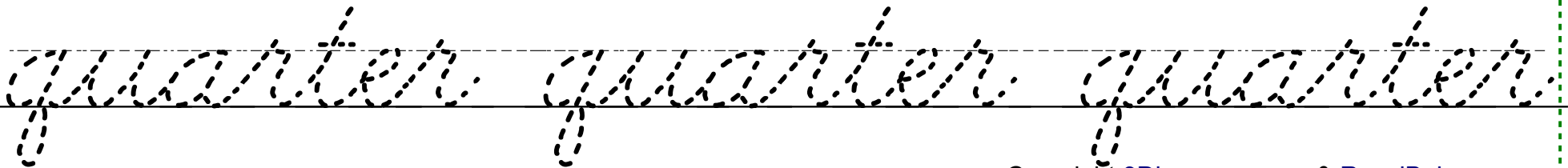
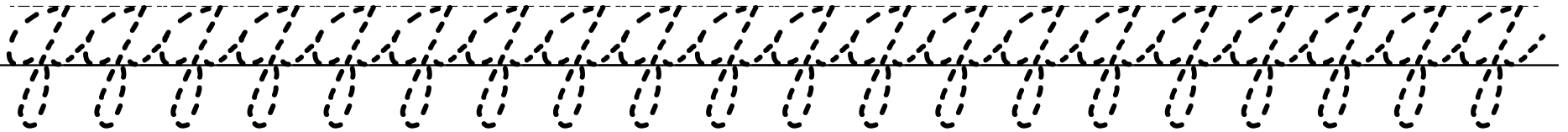
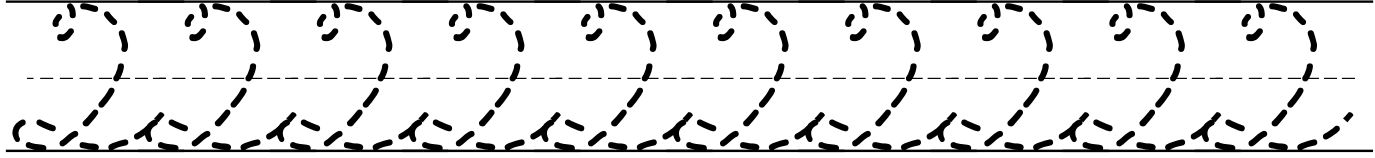

<http://royalbaloo.com/>
[Facebook](#)
[Twitter](#)
[RSS](#)
[Google +](#)

<http://www.3dinosaurs.com/>
[Facebook](#)
[Twitter](#)
[RSS](#)
[Google +](#)






Week 4 Day 1: Cursive Letter 2





Week 4 Day 1: R-Controlled Vowels O

Color the barns that have r-controlled o vowels.



Pick two "-or" words and write two sentences

1. _____ 2. _____



Week 4 Day 1: Multiplication



Answer the following question and show your work.

The farmer planted 8 rows of corn. Each row had 12 corn stalks. How many corn stalks did he have total? _____

Stacking Multiplication

$$\begin{array}{r} 8 \\ \times 8 \\ \hline \end{array}$$

$$\begin{array}{r} 7 \\ \times 6 \\ \hline \end{array}$$

$$\begin{array}{r} 10 \\ \times 3 \\ \hline \end{array}$$

$$\begin{array}{r} 11 \\ \times 4 \\ \hline \end{array}$$

$$\begin{array}{r} 7 \\ \times 8 \\ \hline \end{array}$$

$$\begin{array}{r} 5 \\ \times 4 \\ \hline \end{array}$$

$$\begin{array}{r} 12 \\ \times 6 \\ \hline \end{array}$$

$$\begin{array}{r} 9 \\ \times 9 \\ \hline \end{array}$$

$$\begin{array}{r} 11 \\ \times 9 \\ \hline \end{array}$$

$$\begin{array}{r} 6 \\ \times 6 \\ \hline \end{array}$$

$$\begin{array}{r} 7 \\ \times 7 \\ \hline \end{array}$$

$$\begin{array}{r} 12 \\ \times 12 \\ \hline \end{array}$$



Week 4 Day 1: Sight Word "better"

Color the word better:

better

Write the word better:

Trace the word better:

better better better better

better better better better

Use better in a sentence using cursive.
