



# Build Up to Summer Learning Third Grade Week One: Pirate

Thanks for downloading Build Up Summer Learning Week One: Pirate. Be sure to Check out the other weeks as they come out!

These printables are provided *FREE* of charge. Please do share our printables. But please remember that all of our printables are for personal use. You cannot claim these printables or sell them as your own. All the printables and pictures are the property of [3 Dinosaurs](#) & [Royal Baloo](#).

## Please DO

- Download the files to your computers and print them off for personal use.
- Direct people to the blog or site when sharing with others.
- Give proper credit back to [3 Dinosaurs](#) & [Royal Baloo](#) when blogging about our files.

Graphics: Purchased from [Melonheadz Illustrations](#),

[KPM Doodles](#), [Mycutegraphic.com](#),

and [Scrappin Doodles](#).

## You May Not

- Link directly to the pdf file.
- Alter my files in any way.
- Store them on your website in any format or any any upload type (facebook, sharing sites etc)
- Seek to use these to drive traffic to your site or sell them in any way.
- Print off and sell them to others.

Please remember this is about being Honest. We reserve the right to change this policy at any time.

Thanks Erin @Royal Baloo & Cassie @3 Dinosaurs




<http://royalbaloo.com/>  
[Facebook](#)  
[Twitter](#)  
[RSS](#)  
[Google +](#)

<http://www.3dinosaurs.com/>  
[Facebook](#)  
[Twitter](#)  
[RSS](#)  
[Google +](#)





# Week 1 Day 4: Cursive Letter D



*D D D D D D D D*

*d d d d d d d d d d d d d d d d d d*

*dog dog dog dog dog*





# Week 1 Day 4: ABC Order



## Word Bank

pirate

ship

sword

parrot

treasure

cannon



Write the words in ABC Order in cursive.

1.

2.

3.

4.

5.

6.



# Week 1 Day 4: Polygons

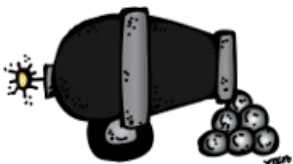
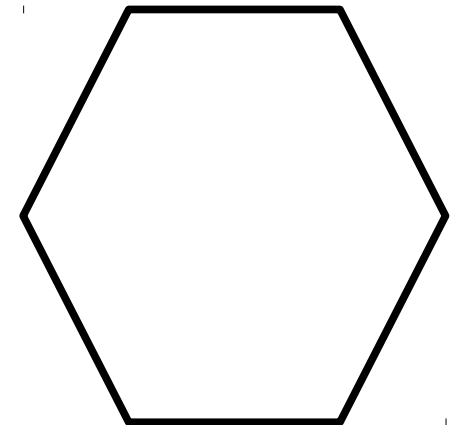
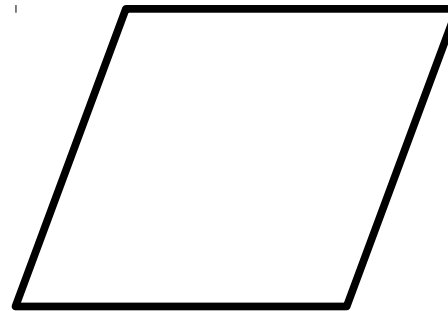
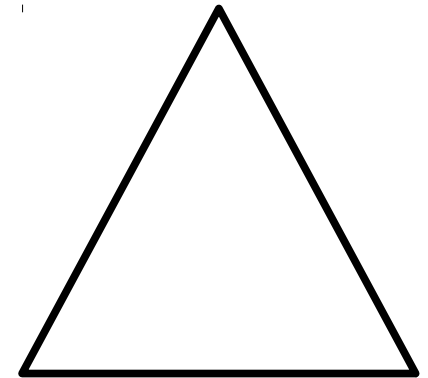
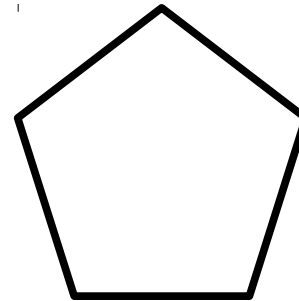


**Answer the following question and show your work.**

All the pirates have regular hexagon coins. Each side of the coin is 2 cm. What is the perimeter of the coin?

\_\_\_\_\_

**Highlight the perimeter of the polygons.**





# Week 1 Day 4: Sight Word "shall"



Color the word shall:

shall

Write the word shall:

\_\_\_\_\_

\_\_\_\_\_

\_\_\_\_\_

Trace the word kind:

shall shall shall shall

shall shall shall shall



Use shall in a sentence using cursive.

\_\_\_\_\_

\_\_\_\_\_

\_\_\_\_\_

\_\_\_\_\_

\_\_\_\_\_