



Build Up to Summer Learning Third Grade Week 2: Pond

Thanks for downloading Build Up Summer Learning Week Two: Pond. Be sure to Check out the other weeks as they come out!

These printables are provided *FREE* of charge. Please do share our printables. But please remember that all of our printables are for personal use. You cannot claim these printables or sell them as your own. All the printables and pictures are the property of [3 Dinosaurs](#) & [Royal Baloo](#).

Please DO

- Download the files to your computers and print them off for personal use.
- Direct people to the blog or site when sharing with others.
- Give proper credit back to [3 Dinosaurs](#) & [Royal Baloo](#) when blogging about our files.

Graphics: Purchased from [Melonheadz Illustrations](#),

[KPM Doodles](#), [Mycutegraphic.com](#),

and [Scrappin Doodles](#).

You May Not

- Link directly to the pdf file.
- Alter my files in any way.
- Store them on your website in any format or any any upload type (facebook, sharing sites etc)
- Seek to use these to drive traffic to your site or sell them in any way.
- Print off and sell them to others.

Please remember this is about being Honest. We reserve the right to change this policy at any time.


Thanks Erin @Royal Baloo & Cassie @3 Dinosaurs




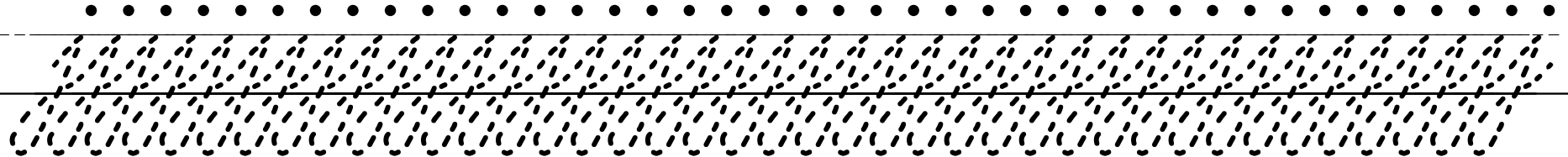
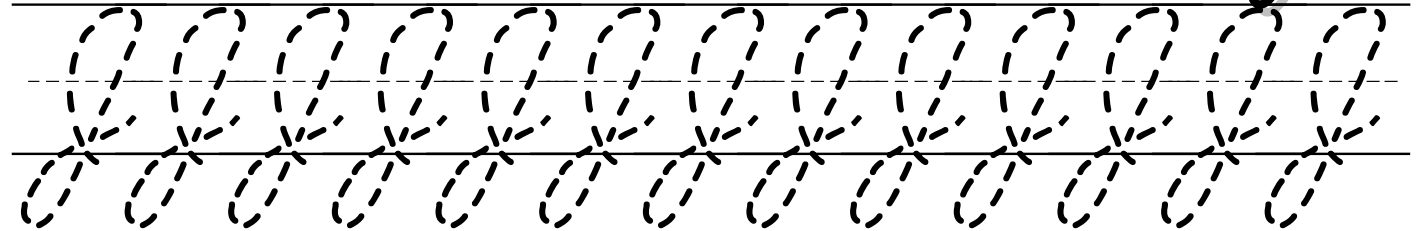

<http://royalbaloo.com/>
[Facebook](#)
[Twitter](#)
[RSS](#)
[Google +](#)


<http://www.3dinosaurs.com/>
[Facebook](#)
[Twitter](#)
[RSS](#)
[Google +](#)






Week 2 Day 5: Cursive Letter f





Week 2 Day 5: Homophones



Use the words below to fill finish the sentences.

sum	some	stake
steak	in	inn


1. We will put the _____ on the grill.
2. The family will stay at the _____ near the pond..
3. She added two numbers together to get the _____.
4. He will want _____ of the salad for his lunch.
5. His mom said "Don't go _____ the pond.
6. She put a _____ in the ground to help hold the boat on the shore of the pond.

Write a sentence using 3 of the words in the word box.


1. _____

2. _____

3. _____



Week 2 Day 5: Math



Solve the problem.

$$6 + 6 + 6 = 3 \times 6 = 18$$

$$4 + 4 + 4 + 4 = \underline{\hspace{2cm}} = \underline{\hspace{2cm}}$$

$$5 + 5 + 5 + 5 + 5 + 5 = \underline{\hspace{2cm}} = \underline{\hspace{2cm}}$$

$$9 + 9 = \underline{\hspace{2cm}} = \underline{\hspace{2cm}}$$


$$8 + 8 + 8 + 8 = \underline{\hspace{2cm}} = \underline{\hspace{2cm}}$$


$$7 + 7 + 7 + 7 + 7 = \underline{\hspace{2cm}} = \underline{\hspace{2cm}}$$

$$6 + 6 + 6 + 6 = \underline{\hspace{2cm}} = \underline{\hspace{2cm}}$$

Answer the following question and show your work.

The pond has 7 duck families swimming in it. Each family has 4 ducks. How many Ducks are there altogether?





Week 2 Day 5: Sight Word "warm"

Color the word warm:

warm

Write the word warm:

Trace the word warm:

warm warm warm

warm warm warm



Use warm in a sentence using cursive.
