

# Arctic Tot Pack

*Thanks for stopping by and downloading my Arctic Pack. Be sure to download Part 1, 2, & 3 Pack.*

These printables are provided *FREE* of charge. Please do share my printables. But please remember that all of my printables are for personal use. You cannot claim these printables or sell them as your own. All the printables and pictures are the property of 3 Dinosaurs.

#### **Please DO**

- Download the files to your computers and print them off for personal use.
- Direct people to the blog or site when sharing with others.
- Give proper credit back to 3 Dinosaurs when blogging about our files.

#### **You May Not**

- Link directly to the pdf file.
- Alter my files in any way.
- Store them on your website in any format.
- Seek to use these to drive traffic to your site or sell them in any way.
- Print off and sell them to others.

[Web Site](#)  
[Facebook](#)  
[Twitter](#)  
[RSS](#)  
[Google +](#)

Please remember this is about being Honest.

I reserve the right to change this policy at any time.

*Please read the [Terms of Use](#). If you have any questions please let me know.*

*Thanks! 3Dinosaurs.com*

Graphics: Purchased from & [Whimsy Clips](#)



# Arctic Pack Index

## Part 1

3-4 – 3 Part Cards  
5 - Which One Is Different  
6 - What Comes Next?  
7-8 - Prewriting Practice  
9 – Prewriting Patterns  
10 – Pattern Cards  
11-12 – Matching Cards  
13-14 – 4 Piece Puzzles  
15-16 – 10 Piece Puzzles  
17 – Snowy Owl Color by Size  
18-19 – Dot the Letter: A & W  
20-21 – Trace the Letters: A & W

## Part 2

3 –Beginning Sounds  
4-5 Pocket Chart Cards  
6-9 – Trace the Beginning Sound  
10-11 – Trace the Word  
12-13 – Write the Word  
14-15 – Size Sorting  
16-19 – Write a Sentence for the Word  
20-23 – Trace & Color


## Part 3

3 – Color The Pattern  
4 – Fill in the Missing Pattern  
5 – Count, Cut & Paste  
6-7 – 8 Page Small Folding Book  
8 – Number Line Activity  
9 – Snowy Owl Roll & Cover (Counting)  
10 – Arctic Fox Roll & Cover (Addition)

## Tot Pack

3-8 - Solid Line Prewriting  
9-14 - Dashed Line Prewriting  
15 – Which One is Different  
16- 2 Piece Puzzles  
17-19 – Color the Polar Bear  
21 – Match Cards  
22 – 9 Piece Puzzles  
23-24 – Roll & Count  
25-26 – Shape Tracing


# Prewriting Practice




# Prewriting Practice



# Prewriting Practice



# Prewriting Practice



# Prewriting Practice




# Prewriting Practice





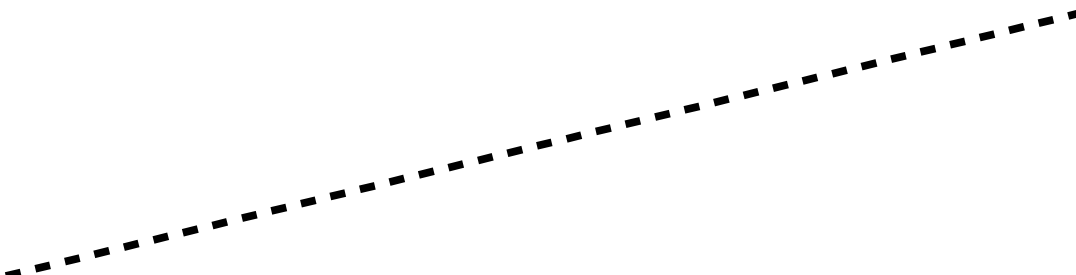

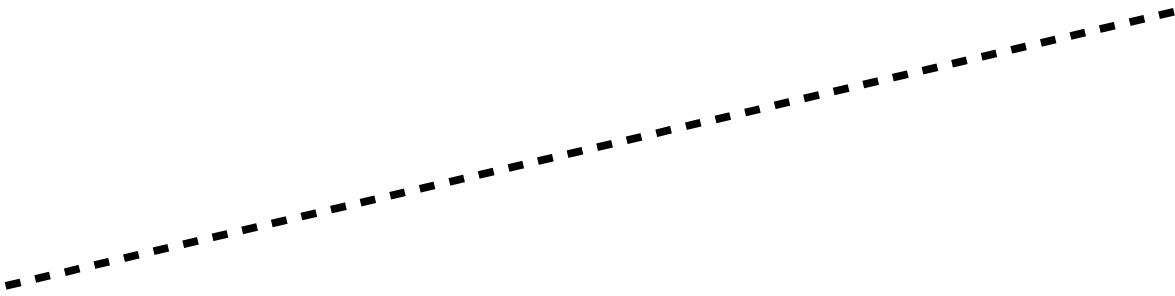


# Prewriting Practice




# Prewriting Practice



# Prewriting Practice



# Prewriting Practice









# Prewriting Practice





# Prewriting Practice





# Which One is Different?






Created by Cassie @ 3Dinosaurs.com




Created by Cassie @ 3Dinosaurs.com




# Color the Polar Bear




3Dinosaurs.com



The polar bear is pink.




The polar bear is red.




The polar bear is yellow.


Created by Cassie @ 3Dinosaurs.com




The polar bear is  
orange.




The polar bear is  
purple.




The polar bear is  
blue.




The polar bear is  
black.




The polar bear is  
brown.



The polar bear is  
green.



The polar bear is  
gray.



The polar bear is  
white.


# Matching Cards






On the following pages print it out twice. You can cut up both and use as matching cards. Or leave one as is and let child match the cards to the sheet.




## 9 Piece Puzzle

On the last page for younger children copy this page twice and use one as a template to help them finish the puzzle.






# 9 Piece Puzzle









For younger children copy this page twice and use one as a template to help them finish the puzzle.

Cut out and fold to make a dice.



# Roll and Count Arctic


5						
4						
3						
2						
1						
						




# Shape Tracing




circle




square



triangle




rectangle




oval




diamond



pentagon



hexagon




heart


# Shape Tracing




circle




square




triangle




rectangle




oval



diamond



pentagon



hexagon



heart