



# BBQ Tot Pack

Thanks for stopping by and downloading my BBQ pack. Be sure to download BBQ Part 1, 2 & 3.

If you would like to share this file please link directly to the web page or Blog and not to the pdf file.

This pack was made to be used with your toddler or preschooler. This is for your own personal use. Please don't sell or host these files anywhere.

Please read the [Terms of Use](#). If you have any questions please let me know.

## Thanks! 3Dinosaurs.com

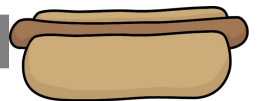



Graphics: [BBQ](#)

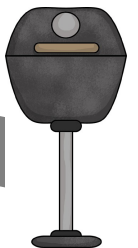

Purchased from [Scrappin Doodles](#)






# Prewriting Practice




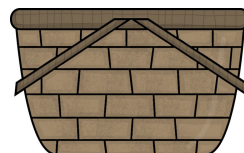



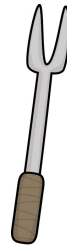
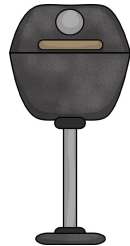


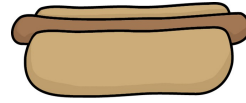

# Prewriting Practice




# Prewriting Practice


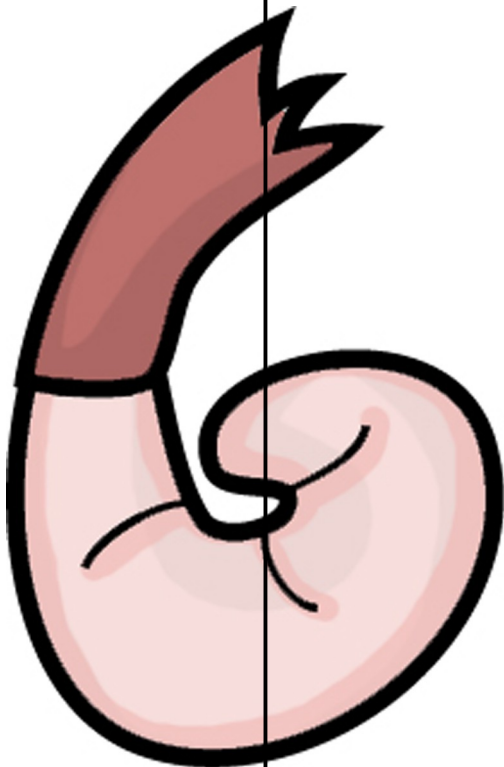


# Cutting Practice







Created by Cassie @ 3Dinosaurs.com



Created by Cassie @ 3Dinosaurs.com

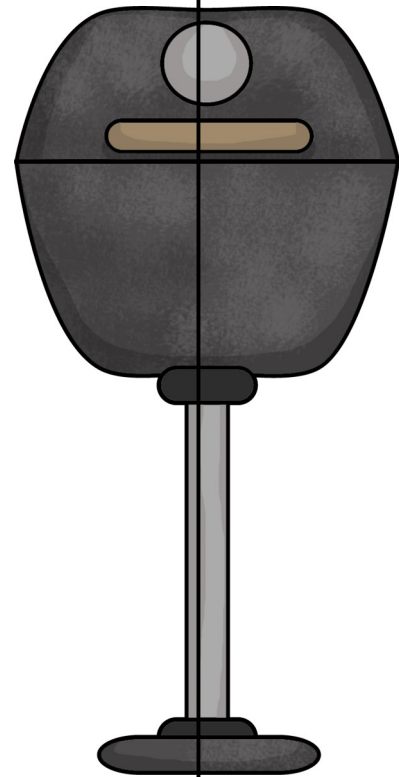


Created by Cassie @ 3Dinosaurs.com


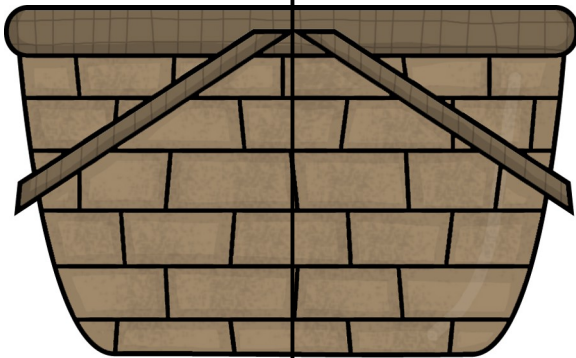


Created by Cassie @ 3Dinosaurs.com






*Created by Cassie @ 3Dinosaurs.com*




*Created by Cassie @ 3Dinosaurs.com*




# Color the Watermelon




3Dinosaurs.com




The watermelon is pink.




The watermelon is red.




The watermelon is yellow.




The watermelon  
is orange.




The watermelon  
is purple.




The watermelon  
is blue.




The watermelon  
is black.




The watermelon  
is brown.



The watermelon  
is green.



The watermelon  
is gray.



The watermelon  
is white.

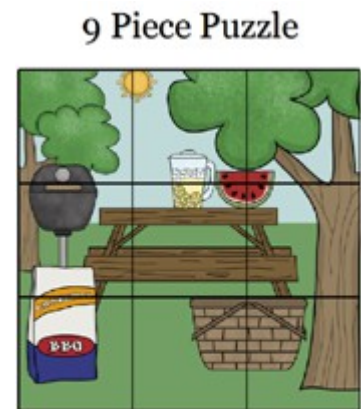
# Matching Cards

*On the following pages print it out twice. You can cut up both and use as a matching cards. Or leave one as is and let child match the cards to the sheet.*




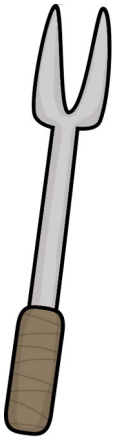
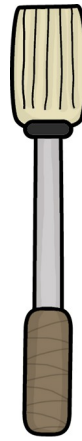
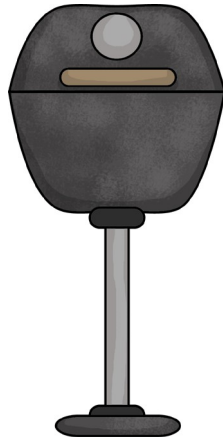



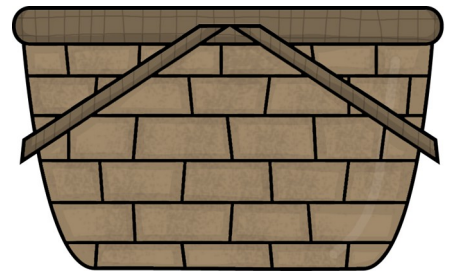


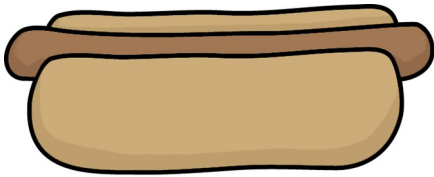



## 9 Piece Puzzle

*On the last page for younger children copy this page twice and use one as a template to help them finish the puzzle.*


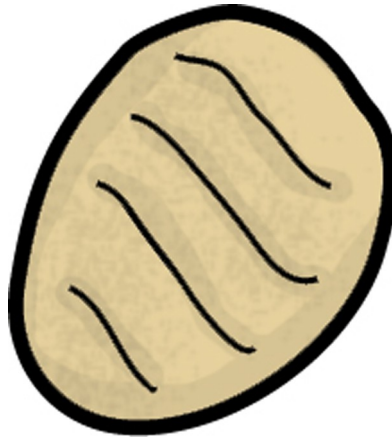






For younger children copy this page twice and use one as a template to help them finish the puzzle.







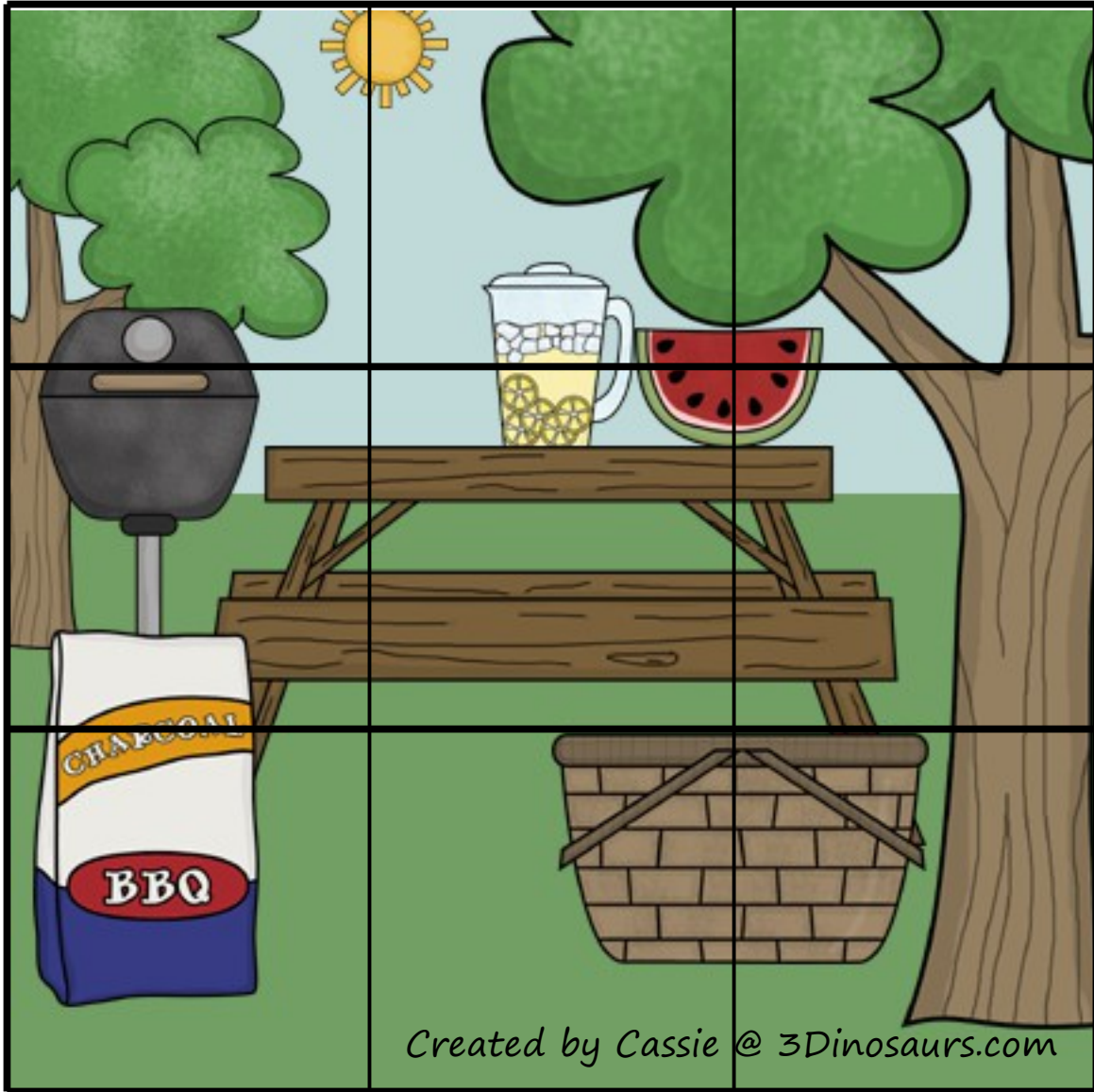


BBO





# 9 Piece Puzzle



For younger children copy this page twice and use one as a template to help them finish the puzzle.