



Beach Tot Pack

Thanks for stopping by and downloading my beach pack.. Be sure to download Beach Part 1, 2, & 3

If you would like to share this file please link directly to the web page or Blog and not to the pdf file.

This pack was made to be used with your toddler or preschooler. This is for your own personal use. Please don't sell or host these files anywhere.

Please read the [Terms of Use](#). If you have any questions please let me know.

Thanks! 3Dinosaurs.com

Graphics: [The Beach Line Art](#), [The Beach](#),

[Granny Loves The Beach Line Art](#),

[Granny Loves The Beach](#)

Purchased from [Scrappin Doodles](#)



Beach Pack Index

Part 1

3-6 -3 Part Cards
7-8 - Which One Is Different
9-10 - Prewriting Practice
11 - What Comes Next?
12 – Sorting
13-15 – Matching Cards
16 – Pattern Cards
17-21 – 4 Piece Puzzle
22-23 – 10 Piece Puzzle
24-26 – 0 to 10 Clip and Count

Part 3

3-4 - Color the Pattern
5-6 - Fill in the Missing Pattern
7-8 – Small Books
9-12 – Barrier Game

Part 2

3-4 –Begging Sounds
5-7 – Size Sorting
8-11 – Pocket Cards
12-15 – Trace Begging Sound
16-19 – Trace The Word
20-23 – Write the Word
24-27 – Math Pages (Adding & Counting)

Part 4

3-7 - Writing Pages
8-12 – Trace & Color
12- Shell Color by Size
14-15 – Dot the S & Trace the S
16-20 – Roll & Count
21-22 - Dot the ABCs
23 – Dot the Number 1 to 20
24-25 – Shell Writing Paper

Part 5

3-4 – Describe the Item
5 – Beach Read, Trace and Write
6-11 – Shell Counting & Coloring
12-13 – Acrostic Poems
14-15 – Will in the Missing Numbers
16 – Measure the Crabs
17 – Coloring Even & Odd
18 – Shell Adding
19 – Adding Math Spinning
20 – Beach Math Questions

Part 6

3- Beach Number Line
4 – Beach Writing “-ell”
5- Roll & Cover
6 – Roll & Cover multiplication
7-8 – Sorting -all, -ell, -ill words
9-12 – Beach Writing
13 – Rounding Numbers
14 – Beach Writing: Sand & Waves

Tot Pack




3-5 - Solid Line Prewriting
6 – Counting cards
7-9 – 2 Piece Puzzles
10-12 – Color the Shell Book
14-15 – Matching Cards
16 – 9 Piece Puzzle

Tot Pack 2

3-5 - Solid Line Prewriting
6-11 – Dotted Line Prewriting
12-13 – Which One is Different
14 – Cutting Practice
15-20 – beach Matching
21-22 - Roll & Count
23-24 – Shape Tracing
25-27 – Dot the letter S & F
28-29 - Lacing Cards
30 – Letter S Coloring Page





Prewriting Practice

Help the Old Lady get the beach items.






Prewriting Practice

Help the Old Lady get the beach items.



Prewriting Practice

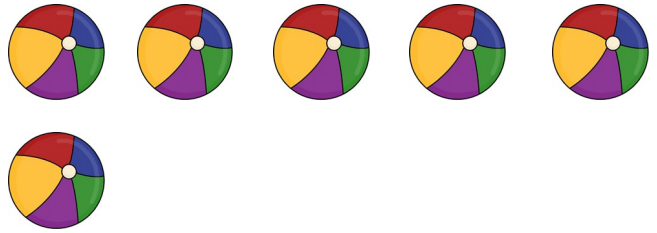
Help the Old Lady get the beach items.




1 one




6 six



2 two



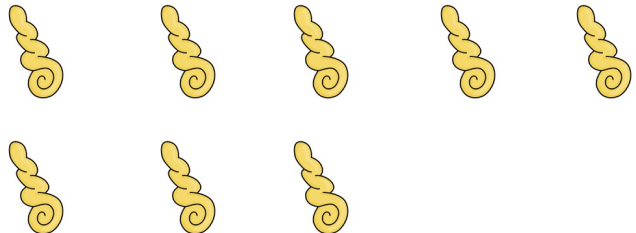
7 seven



3 three



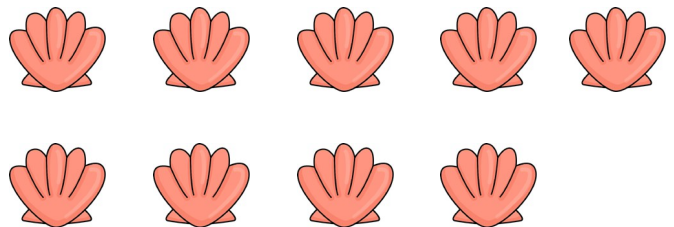
8 eight



4 four




9 nine

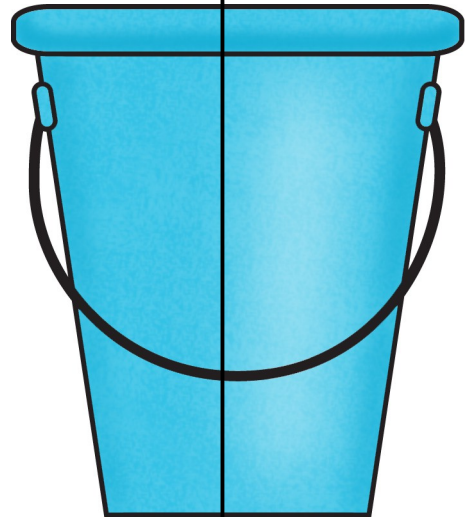



5 five





10 ten







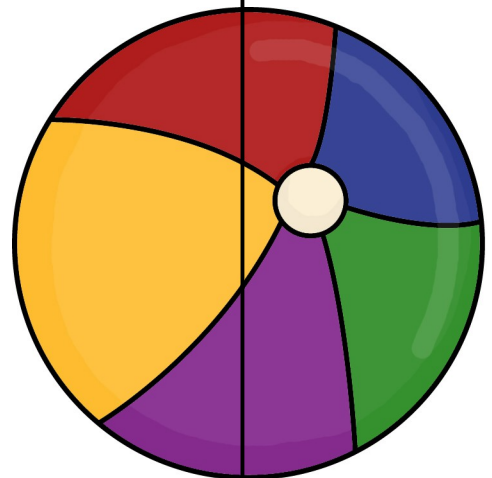
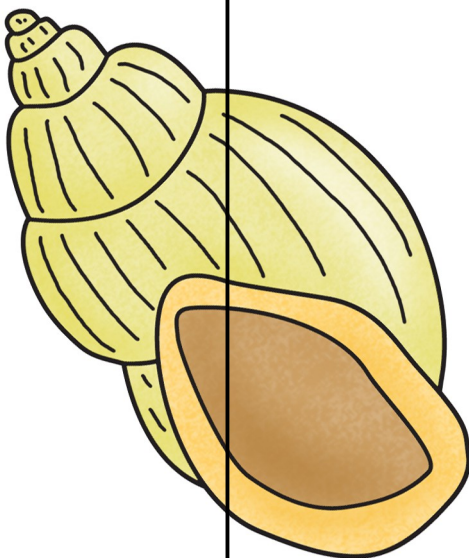
Created by Cassie @ 3Dinosaurs.com



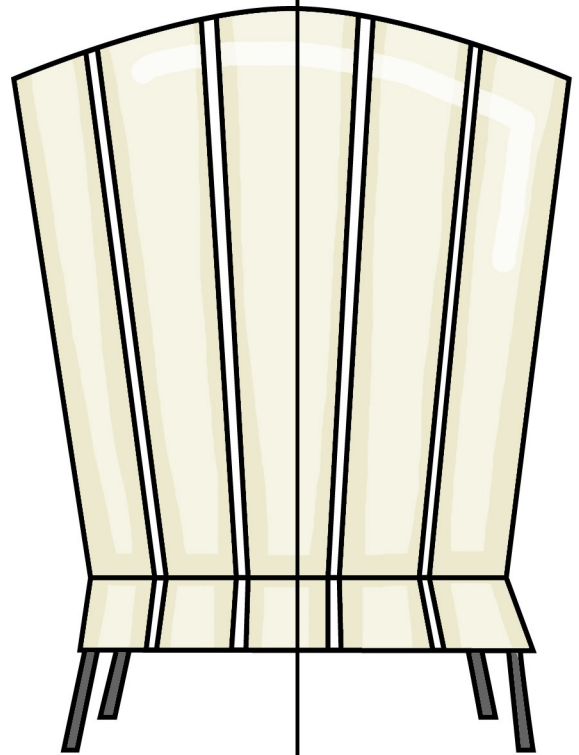

Created by Cassie @ 3Dinosaurs.com




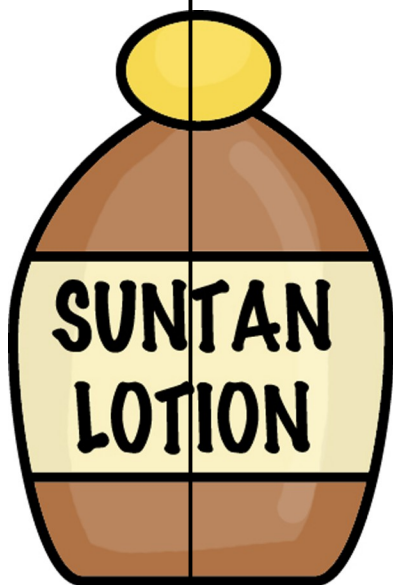
Created by Cassie @ 3Dinosaurs.com



Created by Cassie @ 3Dinosaurs.com




Created by Cassie @ 3Dinosaurs.com




Created by Cassie @ 3Dinosaurs.com


Color the Shell




3Dinosaurs.com




The shell is pink.




The shell is red.




The shell is yellow.




The shell is orange.




The shell is purple.




The shell is blue.




The shell is black.




The shell is brown.



The shell is green.



The shell is gray.



The shell is white.

Matching Cards


On the following pages print it out twice. You can cut up both and use as a matching cards. Or leave one as is and let child match the cards to the sheet.





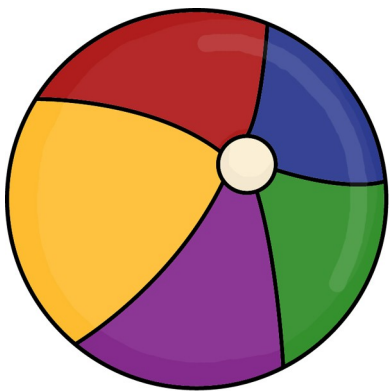









9 Piece Puzzle












On the last page for younger children copy this page twice and use one as a template to help them finish the puzzle.

9 Piece Puzzle




For younger children copy this page twice and use one as a template to help them finish the puzzle.





9 Piece Puzzle



For younger children copy this page twice and use one as a template to help them finish the puzzle.