



Beach Part 4

Thanks for stopping by and downloading my beach pack.. Be sure to download Beach Part 1, 2, 3, 5, 6 & Tot Pack 1 & 2.

If you would like to share this file please link directly to the web page or Blog and not to the pdf file.

This pack was made to be used with your toddler or preschooler. This is for your own personal use. Please don't sell or host these files anywhere.

Please read the [Terms of Use](#). If you have any questions please let me know.

Thanks! 3Dinosaurs.com

Graphics: [The Beach Line Art](#), [The Beach](#),

[Granny Loves The Beach Line Art](#),

[Granny Loves The Beach](#)

Purchased from [Scrappin Doodles](#)



Beach Pack Index

Part 1

3-6 -3 Part Cards
7-8 - Which One Is Different
9-10 - Prewriting Practice
11 - What Comes Next?
12 - Sorting
13-15 - Matching Cards
16 - Pattern Cards
17-21 - 4 Piece Puzzle
22-23 - 10 Piece Puzzle
24-26 - 0 to 10 Clip and Count

Part 3

3-4 - Color the Pattern
5-6 - Fill in the Missing Pattern
7-8 - Small Books
9-12 - Barrier Game

Part 2

3-4 -Begging Sounds
5-7 - Size Sorting
8-11 - Pocket Cards
12-15 - Trace Begging Sound
16-19 - Trace The Word
20-23 - Write the Word
24-27 - Math Pages (Adding & Counting)

Part 4

3-7 - Writing Pages
8-12 - Trace & Color
12- Shell Color by Size
14-15 - Dot the S & Trace the S
16-20 - Roll & Count
21-22 - Dot the ABCs
23 - Dot the Number 1 to 20
24-25 - Shell Writing Paper

Part 5

3-4 - Describe the Item
5 - Beach Read, Trace and Write
6-11 - Shell Counting & Coloring
12-13 - Acrostic Poems
14-15 - Will in the Missing Numbers
16 - Measure the Crabs
17 - Coloring Even & Odd
18 - Shell Adding
19 - Adding Math Spinning
20 - Beach Math Questions

Part 6

3- Beach Number Line
4 - Beach Writing "-ell"
5- Roll & Cover
6 - Roll & Cover multiplication
7-8 - Sorting -all, -ell, -ill words
9-12 - Beach Writing
13 - Rounding Numbers
14 - Beach Writing: Sand & Waves

Tot Pack

3-5 - Solid Line Prewriting
6 - Counting cards
7-9 - 2 Piece Puzzles
10-12 - Color the Shell Book
14-15 - Matching Cards
16 - 9 Piece Puzzle

Tot Pack 2

3-5 - Solid Line Prewriting
6-11 - Dotted Line Prewriting
12-13 - Which One is Different
14 - Cutting Practice
15-20 - beach Matching
21-22 - Roll & Count
23-24 - Shape Tracing
25-27 - Dot the letter S & F
28-29 - Lacing Cards
30 - Letter S Coloring Page

Writing

Old lady




Write a sentence about an old lady.

Handwriting practice lines consisting of solid top and bottom lines with a dashed middle line. There are eight sets of these lines for writing practice.

Writing

fish

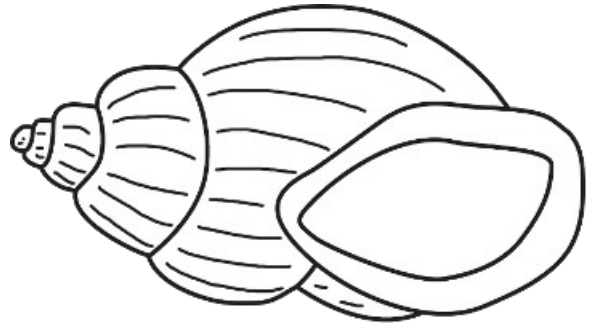


Write a sentence about a fish.

Handwriting practice lines consisting of solid top and bottom lines with a dashed middle line. There are five sets of these lines for writing practice.

Writing


shell



Write a sentence about a shell.

Handwriting practice lines consisting of solid top and bottom lines with a dashed middle line. There are five sets of these lines provided for writing practice.

Writing sandcastle

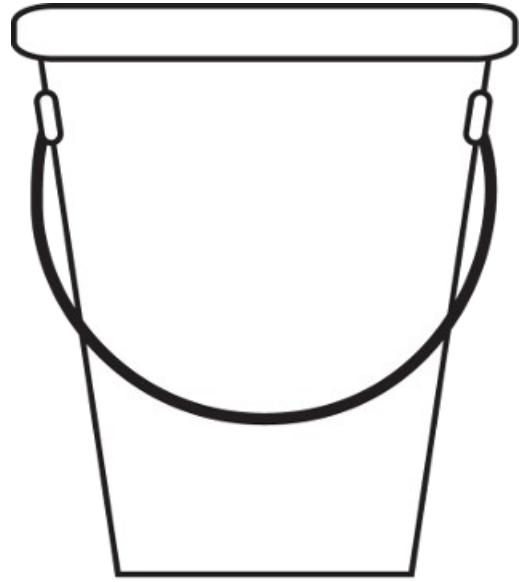


Write a sentence about a sandcastle.

This image shows a blank sheet of handwriting practice paper. It features four identical sets of horizontal lines arranged vertically. Each set includes a solid top line, a dashed middle line, and a solid bottom line, providing a guide for letter height and placement. The paper is otherwise empty, with no text or other markings.

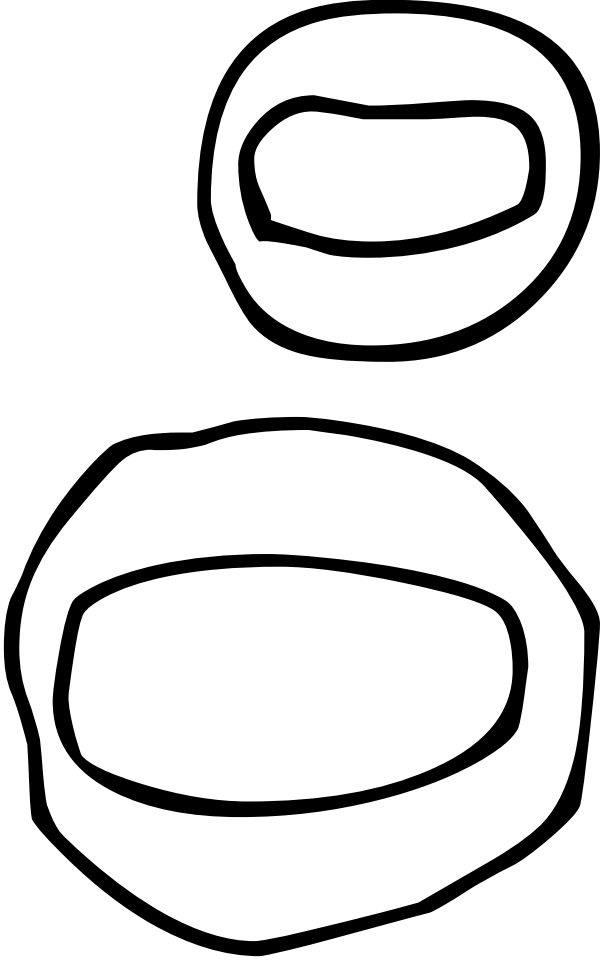
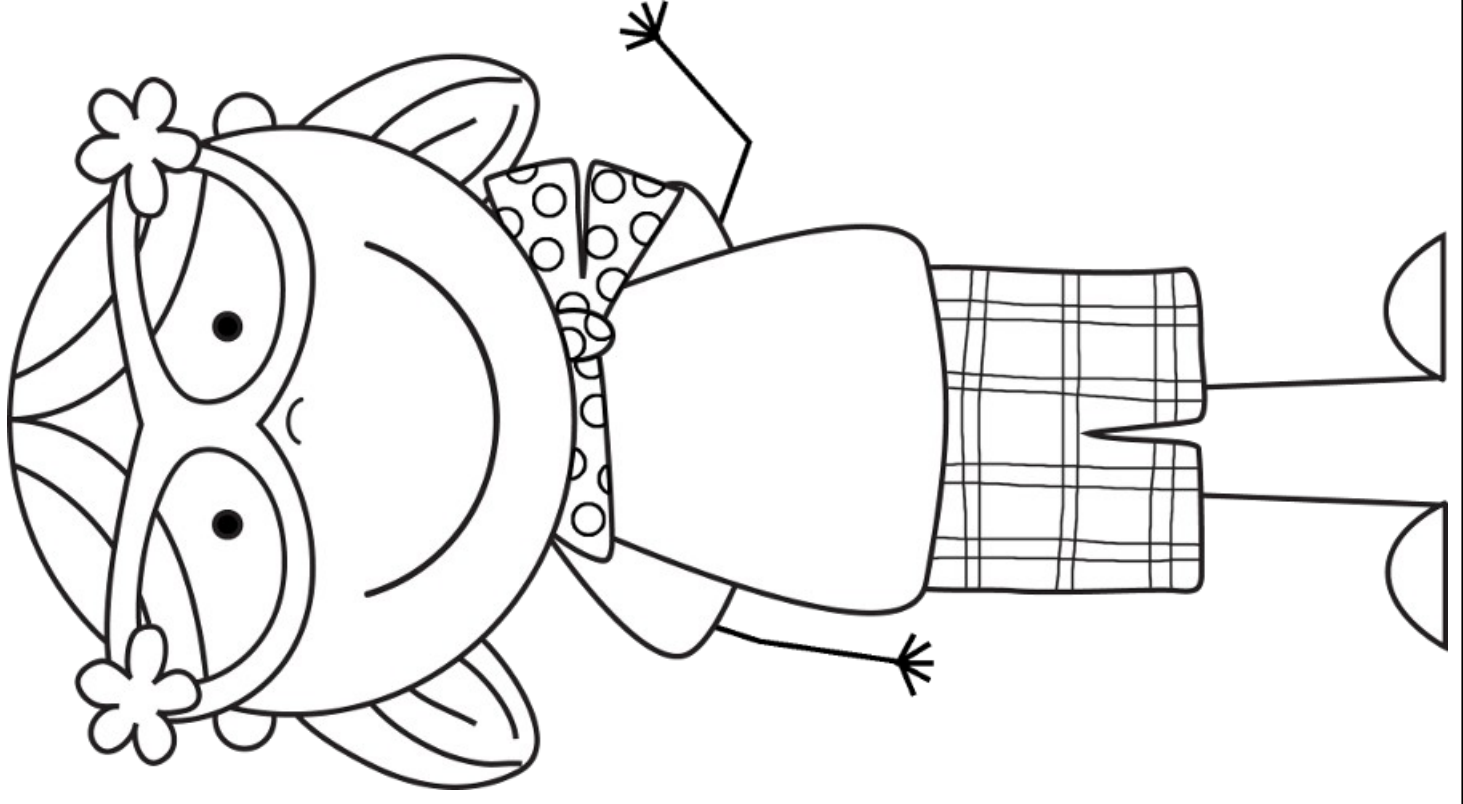
Writing

bucket



Write a sentence about a bucket.

Handwriting practice lines consisting of solid top and bottom lines with a dashed middle line. There are ten sets of these lines for writing practice.



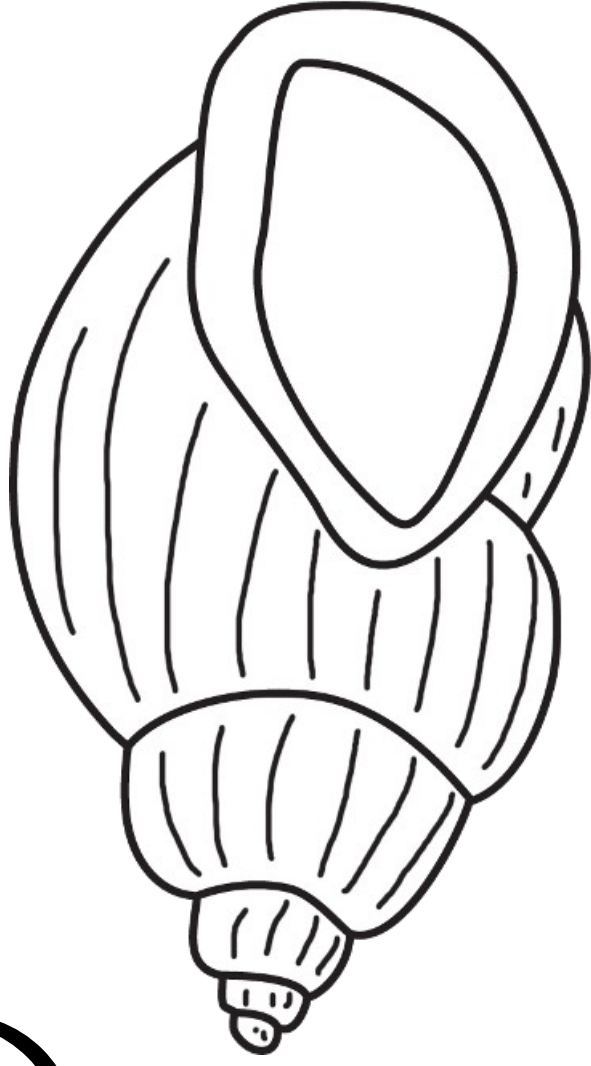
O is for
Old Lady.

Fish



F is for
fish.


S S



s is for
shell.

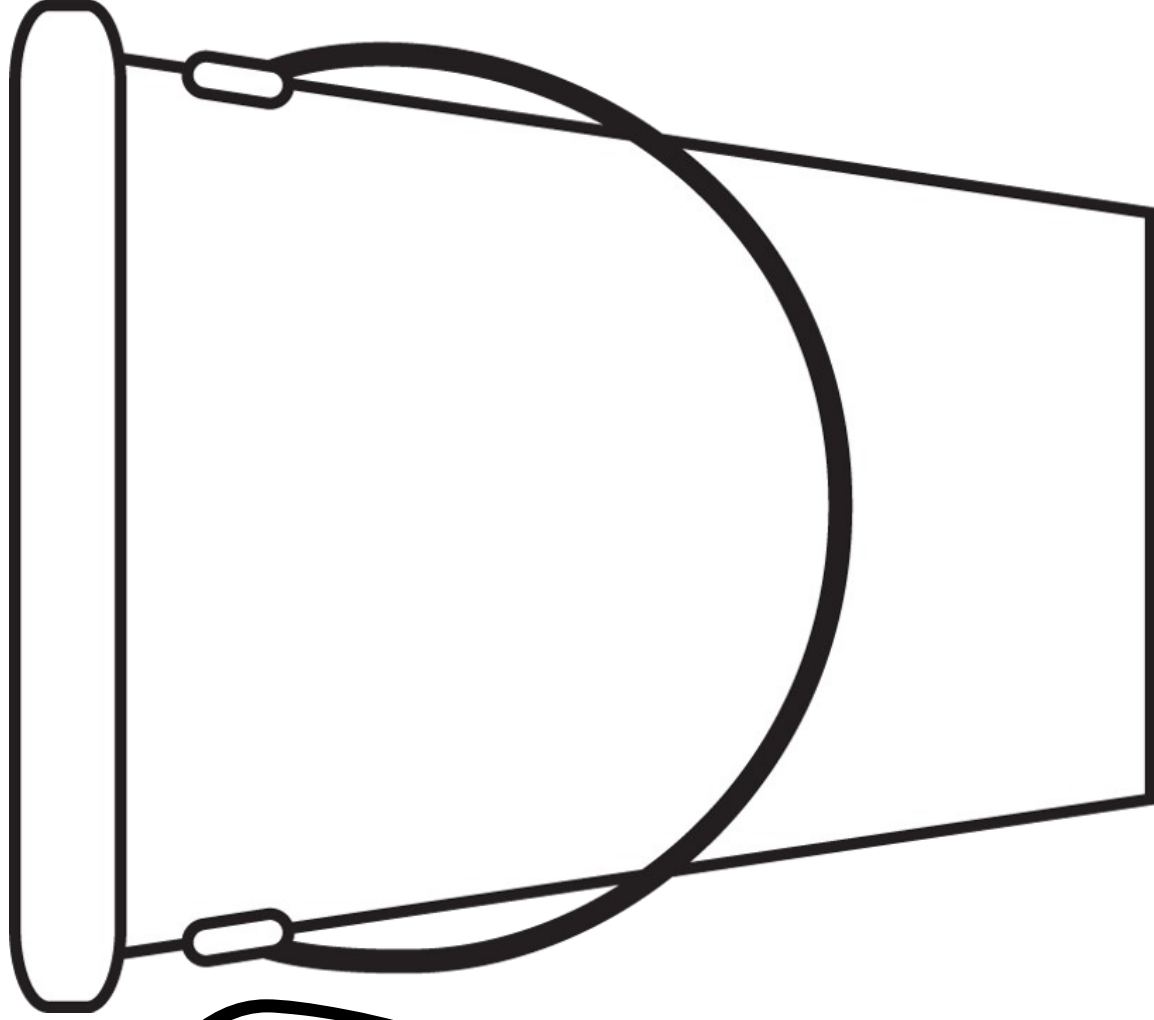
S S

s is for
sandcastle



Bb

b is for
bucket.

















Shell Color by Size


Color the large shells **red**.

Color the medium shells **brown**.

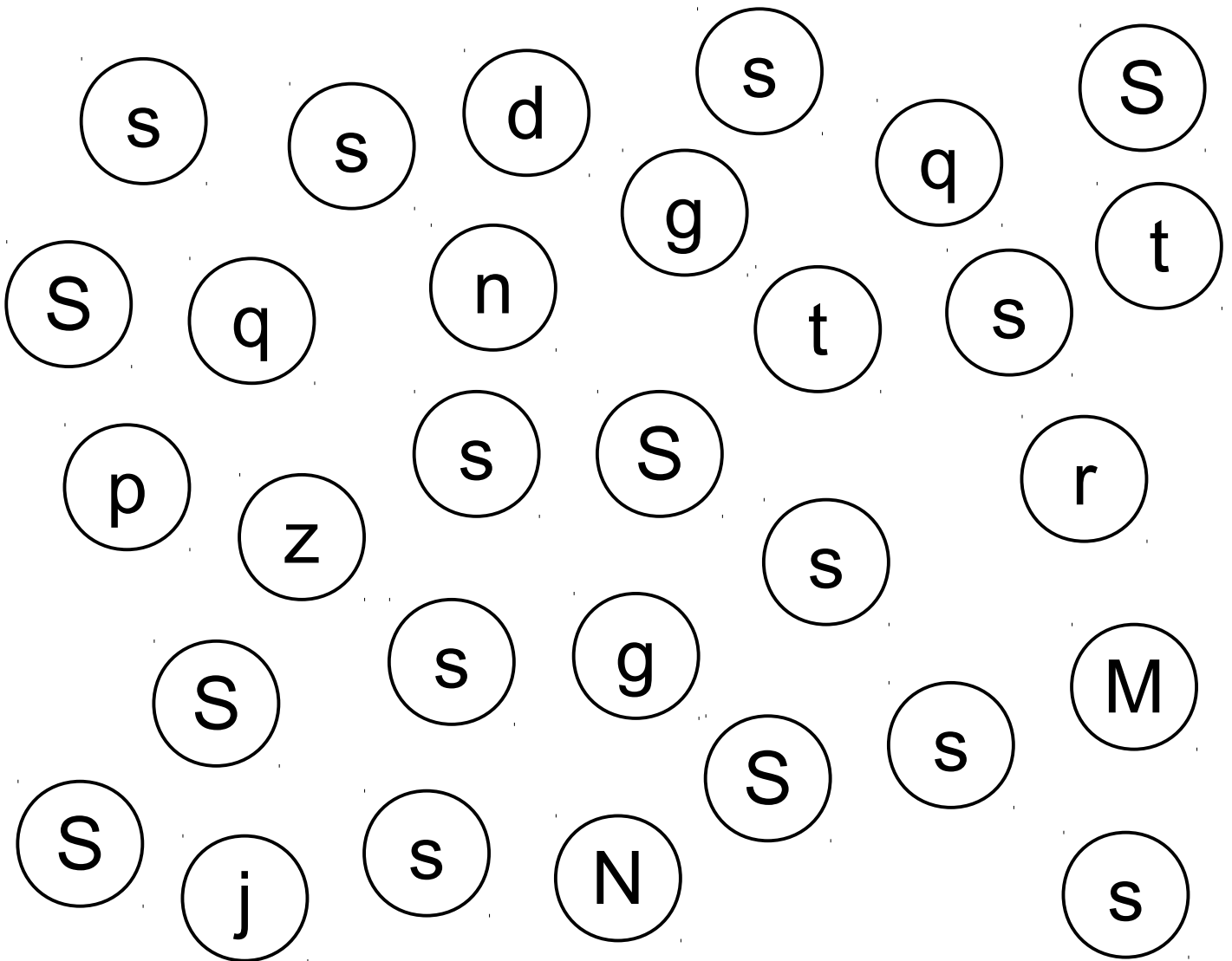
Color the small shells **yellow**.


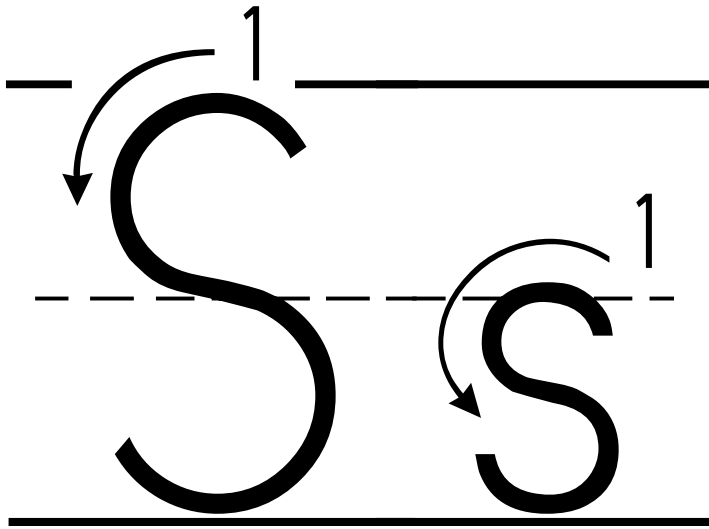


Ss

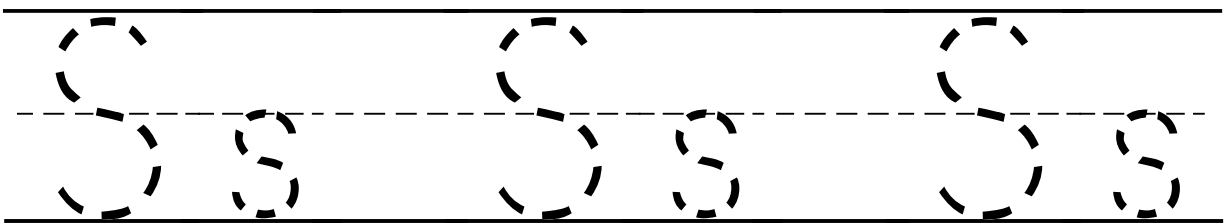
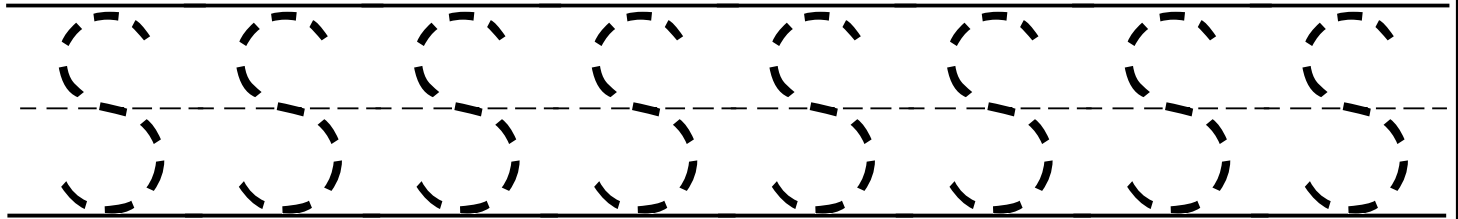


Color all the letter Ss's.

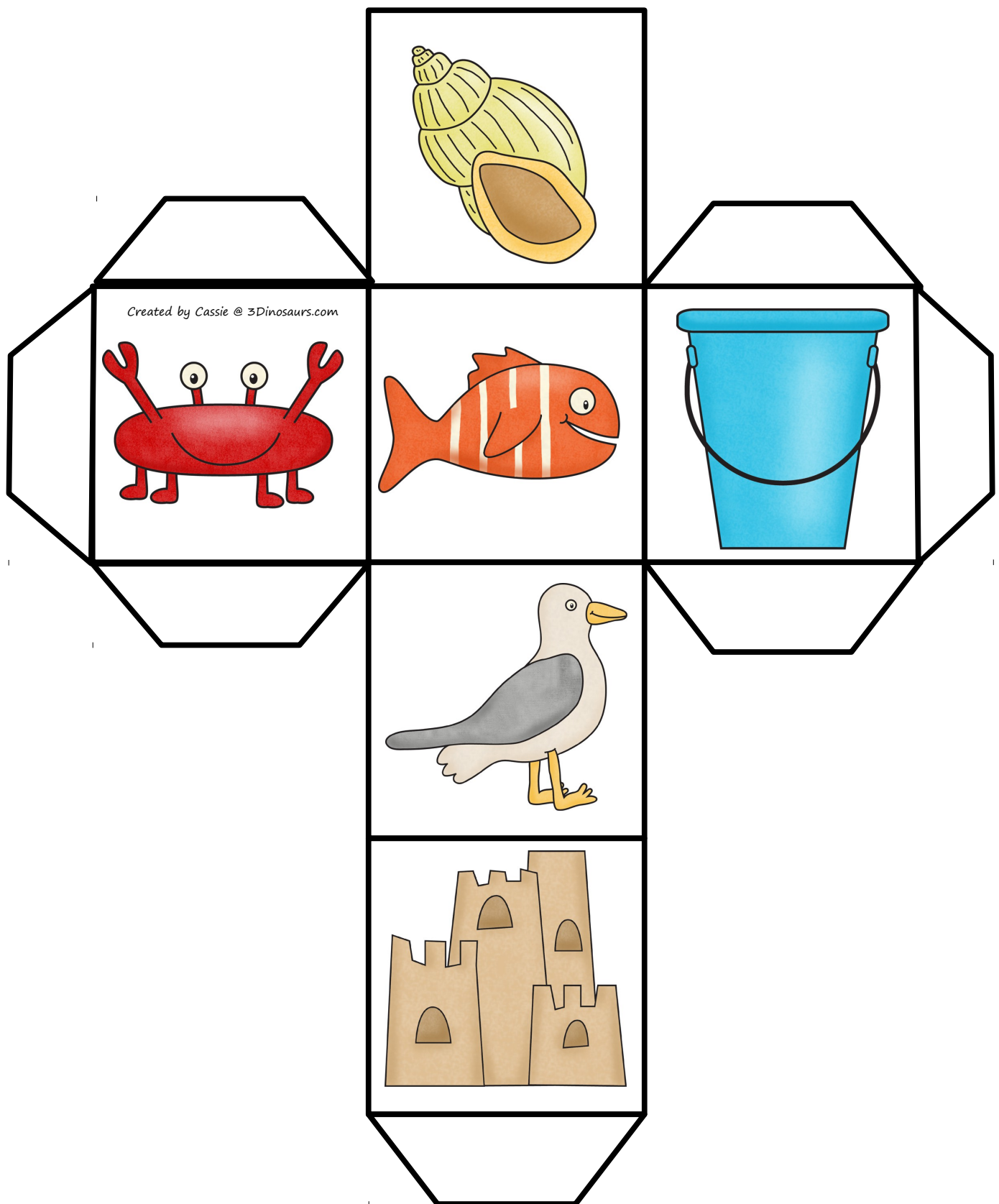










shell









Cut out and fold to make a dice.









Roll and Count Beach

5					
4					
3					
2					
1				 	


Roll and Count Beach

10					
9					
8					
7					
6					
5					
4					
3					
2					
1				 	

Roll and Count Beach


20		
19		
18		
17		
16		
15		
14		
13		
12		
11		
10		
9		
8		
7		
6		
5		
4		
3		
2		
1		
     		

Roll and Count Beach Questions















Answer the following questions with the information above.



___ > = < ___




___ > = < ___



___ > = < ___



___ > = < ___



___ + ___ =



___ + ___ =



___ + ___ =



___ + ___ =



___ + ___ =




___ + ___ =



___ + ___ =




___ + ___ =



Dot the ABCs

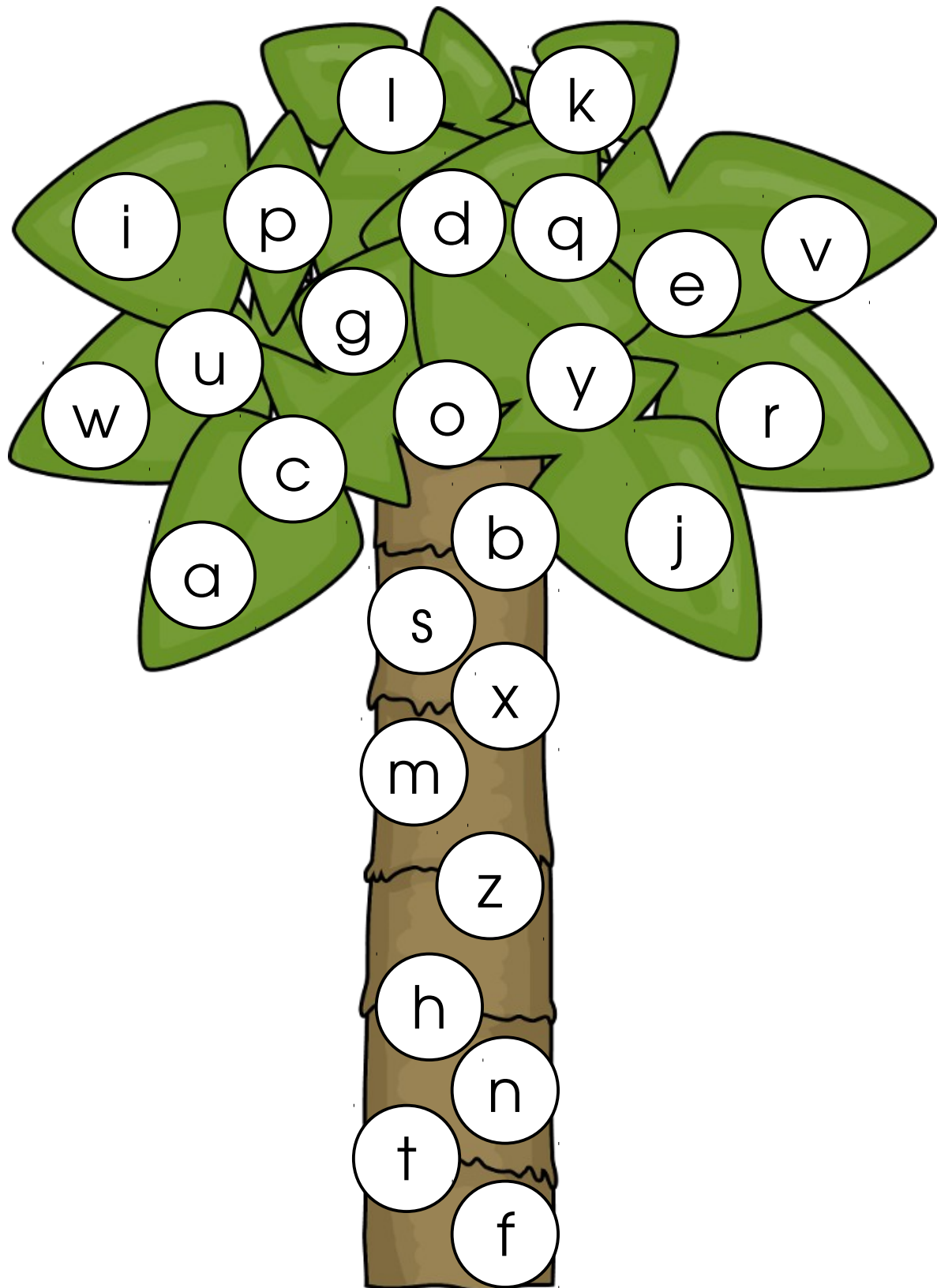
Cover all the ABCs on the Palm Tree.



Created by Cassie @ 3Dinosaurs.com

Dot the ABCs


Cover all the ABCs on the Palm Tree.



Created by Cassie @ 3Dinosaurs.com


Dot the Numbers 1 to 20

Cover all the numbers on the Palm Tree.



Created by Cassie @ 3Dinosaurs.com

Shell Writing Paper



Shell Writing Paper

