



# Black History Mini Part 2

*Thanks for stopping by and downloading my Black History Mini Pack. Be sure to download Part 1.*

These printables are provided *FREE* of charge. Please do share my printables. But please remember that all of my printables are for personal use. You cannot claim these printables or sell them as your own. All the printables and pictures are the property of 3 Dinosaurs.

#### **Please DO**

- Download the files to your computers and print them off for personal use.
- Direct people to the blog or site when sharing with others.
- Give proper credit back to 3 Dinosaurs when blogging about our files.

#### **You May Not**

- Link directly to the pdf file.
- Alter my files in any way.
- Store them on your website in any format.
- Seek to use these to drive traffic to your site or sell them in any way.
- Print off and sell them to others.

Please remember this is about being Honest.

I reserve the right to change this policy at any time.

Please read the [Terms of Use](#). If you have any questions please let me know.



## Thanks! 3Dinosaurs.com

Graphics: Purchased from [Melonheadz Illustrations](#)



# Black History Pack Index

## Part 1

3 -5 – 3 Part Cards  
6- Which One Is Different  
7 - What Comes Next?  
8 - Prewriting Practice  
9 – Pattern Cards  
10 – Matching Cards  
11-12 – Size Sorting  
13-18 – Beginning Sound Coloring & Trace  
19-20 – 6 Piece Puzzles  
21 – 1 to 10 Puzzles

## Part 2

3-8 – Describe the Person  
9-14 – Write a Sentence About the Person


# Describe Barack Obama

Use the bubbles below to describe 4 things about Barack Obama




# Describe Lyda D Newman

Use the bubbles below to describe 4 things about




# Describe Martin Luther King Jr.

Use the bubbles below to describe 4 things about Martin Luther King Jr.




# Describe Rosa Parks

Use the bubbles below to describe 4 things about Rosa Parks.




# Describe Bessie Coleman

Use the bubbles below to describe 4 things about Bessie Coleman.



# Describe Harriet Tubman


Use the bubbles below to describe 4 things about Harriet Tubman.





# Writing

## Barack Obama



Write a sentence about Barack Obama.

Handwriting practice lines consisting of solid top and bottom lines with a dashed midline for letter height guidance. There are five sets of these lines provided for writing practice.

# Writing

Lyda D.  
Newman



Write a sentence about Lyda D. Newman.

Handwriting practice lines consisting of solid top and bottom lines with a dashed middle line. There are five sets of these lines for writing practice.

# Writing

# Martin Luther King Jr.



Write a sentence about Martin Luther King Jr.

This image shows a blank sheet of handwriting practice paper. It features five identical sets of horizontal guidelines arranged vertically. Each set includes three lines: a solid top line, a dashed middle line, and a solid bottom line, providing a structured space for practicing letter formation and alignment.

# Writing

## Rosa Parks




Write a sentence about Rosa Parks.

Handwriting practice lines consisting of solid top and bottom lines with a dashed middle line. There are five sets of these lines for writing practice.

# Writing

## Bessie Coleman

Write a sentence about Bessie Coleman.



Handwriting practice lines consisting of solid top and bottom lines with a dashed middle line. There are eight sets of these lines for writing practice.

# Writing

# Harriet Tubman



Write a sentence about Harriet Tubman.

This image shows a full page of handwriting practice paper. It features five identical sets of horizontal guidelines arranged vertically. Each set includes three lines: a solid top line, a dashed middle line, and a solid bottom line, providing a structured space for practicing letter formation and alignment. The entire page is white with no other markings or text.