



Bugs Pack

Part 1

Thanks for stopping by and downloading my Bug Pack. Be sure to download Part 2, 3 & Tot Pack.

These printables are provided *FREE* of charge. Please do share my printables. But please remember that all of my printables are for personal use. You cannot claim these printables or sell them as your own. All the printables and pictures are the property of 3 Dinosaurs.

Please DO

- Download the files to your computers and print them off for personal use.
- Direct people to the blog or site when sharing with others.
- Give proper credit back to 3 Dinosaurs when blogging about our files.

You May Not

- Link directly to the pdf file.
- Alter my files in any way.
- Store them on your website in any format.
- Seek to use these to drive traffic to your site or sell them in any way.
- Print off and sell them to others.

Please remember this is about being Honest.

I reserve the right to change this policy at any time.

Please read the [Terms of Use](#). If you have any questions please let me know.

Thanks! 3Dinosaurs.com

Graphics from: [Sweet Garden](#) by [Baby Star Design](#); [Happy Bugs](#) &

[Happy Bugs Stamps](#) By [Pixel Paper Prints](#) from [My Grapfico](#);

[Butterfly life cycle bundle](#) by [Melonheadz Illustrating and Doodles](#)





caterpillar



eggs



chrysalis



monarch



swallowtail




painted lady



leaf




grass



ladybug



caterpillar



eggs



chrysalis



monarch



swallowtail




painted lady




leaf



grass




ladybug



ant



bee



beetle



dragonfly




snail



grasshopper




spider



daddy long-legs




worm



ant



bee



beetle



dragonfly




snail



grasshopper



spider



daddy long-legs



worm





Which One is Different?







Which One is Different?




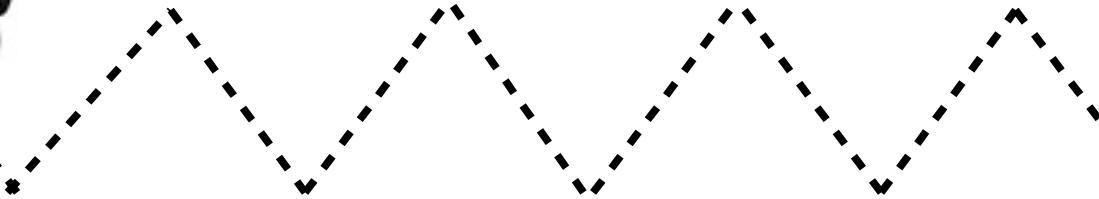
What comes Next?



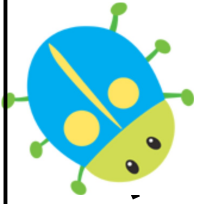
What comes Next?





Prewriting Practice

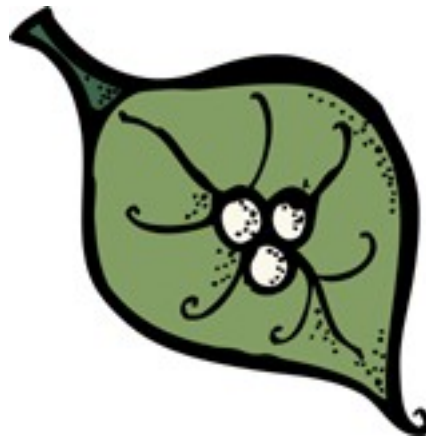




Prewriting Practice

















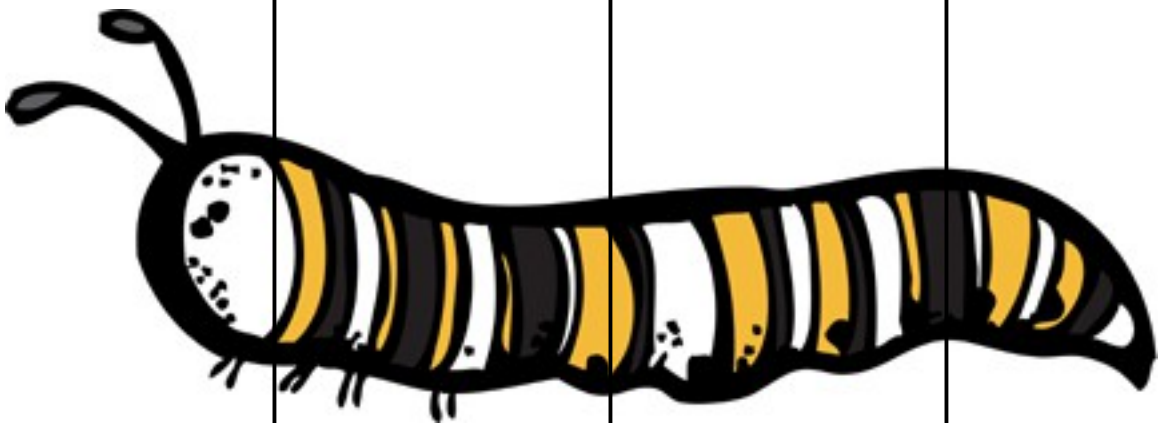
Created by Cassie @ 3Dinosaurs.com




Created by Cassie @ 3Dinosaurs.com




Created by Cassie @ 3Dinosaurs.com




Created by Cassie @ 3Dinosaurs.com




Created by Cassie @ 3Dinosaurs.com




Created by Cassie @ 3Dinosaurs.com




Created by Cassie @ 3Dinosaurs.com



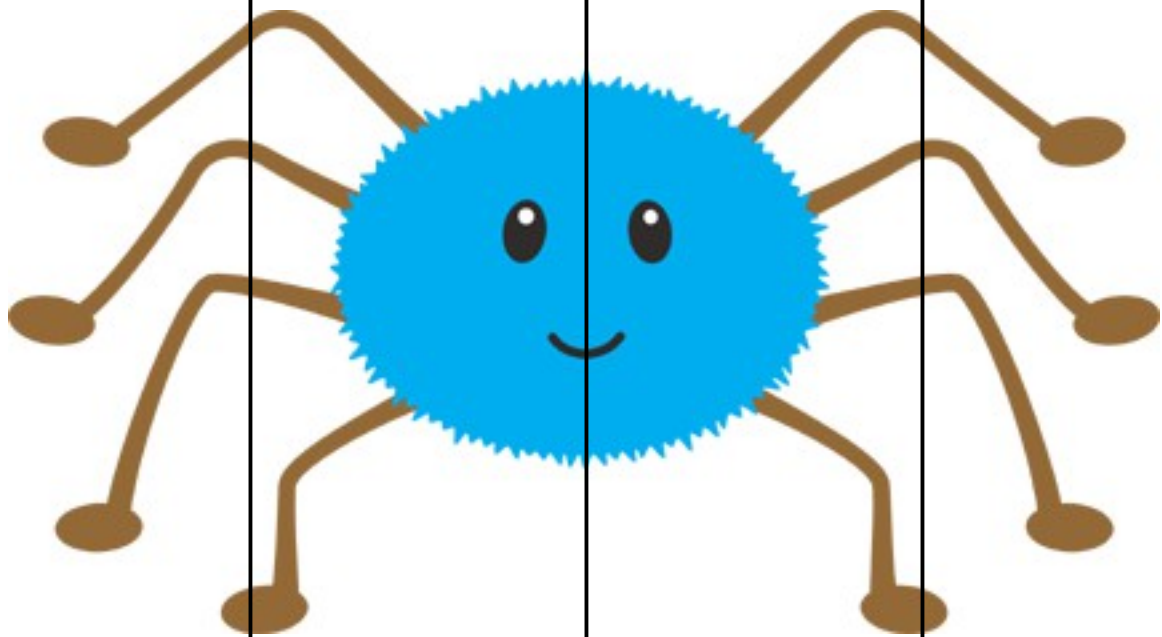
Created by Cassie @ 3Dinosaurs.com




Created by Cassie @ 3Dinosaurs.com



Created by Cassie @ 3Dinosaurs.com



Created by Cassie @ 3Dinosaurs.com

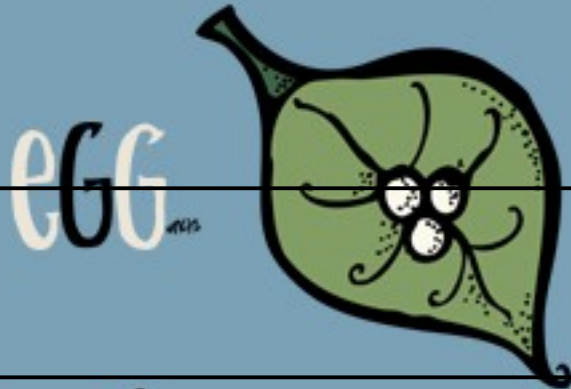


Created by Cassie @ 3Dinosaurs.com

Life Cycle

11

12



13

14



caterpillar


15

16



butterfly

17




18

19

chrysalis

20





Created by Cassie @ 3Dinosaurs.com



Created by Cassie @ 3Dinosaurs.com

21

22

23

24

25

26

27

28


29

30

Count and Clip cards



Print, laminate and use clothes pins or dry erase markers to mark the correct answer.



2

3

1



4

2

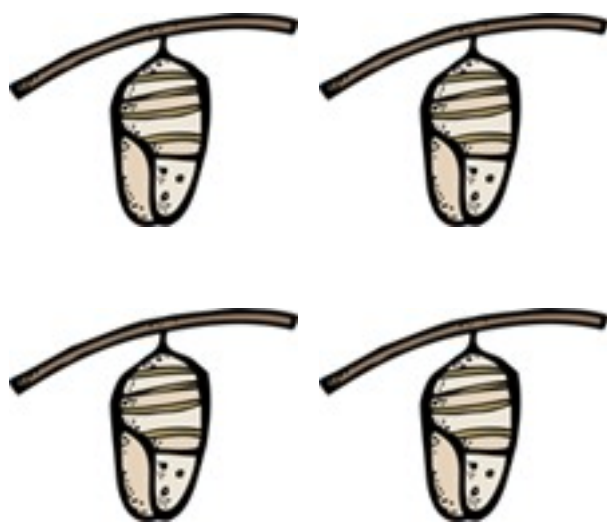
3



4

3

2




5	4	3
---	---	---




6	7	5
---	---	---



7	6	8
---	---	---



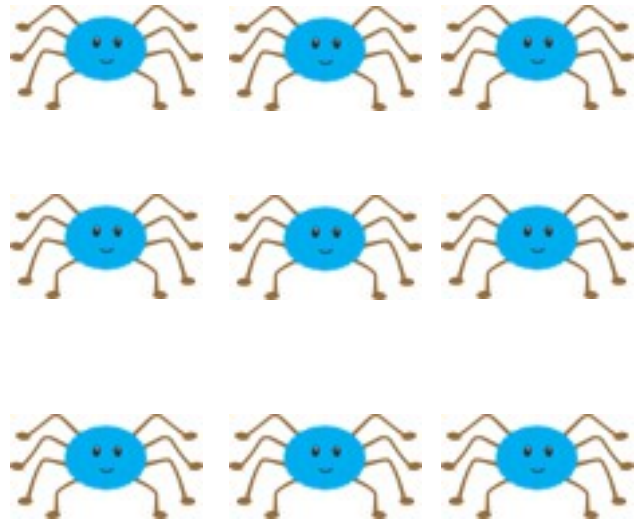
8	7	9
---	---	---



8

6

7



8

10

9



10

9

11



10

12

11



12

11

13



12

13

14



14

13

15



14

15

13