



# Bugs Pack

## Part 2

Thanks for stopping by and downloading my Bug Pack. Be sure to download Bug Part 1, 3 & Tot Pack.

These printables are provided *FREE* of charge. Please do share my printables. But please remember that all of my printables are for personal use. You cannot claim these printables or sell them as your own. All the printables and pictures are the property of 3 Dinosaurs.

### **Please DO**

- Download the files to your computers and print them off for personal use.
- Direct people to the blog or site when sharing with others.
- Give proper credit back to 3 Dinosaurs when blogging about our files.

### **You May Not**

- Link directly to the pdf file.
- Alter my files in any way.
- Store them on your website in any format.
- Seek to use these to drive traffic to your site or sell them in any way.
- Print off and sell them to others.

Please remember this is about being Honest.

I reserve the right to change this policy at any time.

Please read the [Terms of Use](#). If you have any questions please let me know.

## Thanks! 3Dinosaurs.com

Graphics from: [Sweet Garden](#) by [Baby Star Design](#) ; [Happy Bugs](#) &

[Happy Bugs Stamps](#) By [Pixel Paper Prints](#) from [My Grapfco](#);

[Butterfly life cycle bundle](#) by [Melonheadz Illustrating and Doodles](#)






C

L

R



E

G

S



R

L

C



N

M

O



S

W

T



L

P

D



F

E


L



S

G


R



L

D

Y



**B**

**A**


**R**



**B**

**C**

**E**



**T**

**B**

**E**



**A**

**D**

**N**



**L**

**S**

**C**



**G**

**R**

**H**



**S**

**P**

**R**



**L**

**D**

**A**

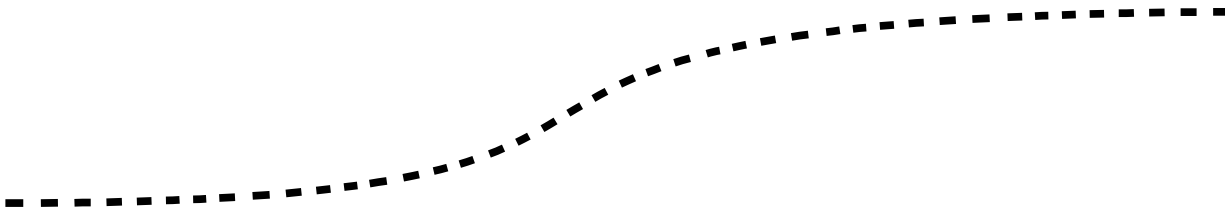

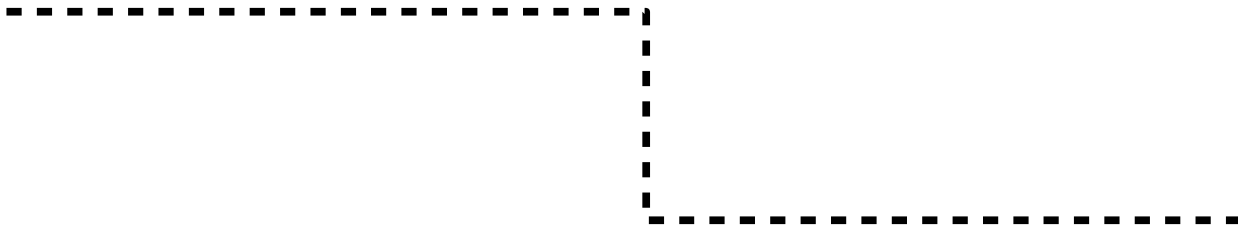


**M**

**R**

**W**


# Cutting Practice



# Wings

# No Wings

Cut out the items below and sort them.









# Size Sequencing



# Size Sequencing



















# Size Sequencing








# Find the Same

Look at the first picture and circle the ones that are the same.



Created by Cassie @ 3Dinosaurs.com



caterpillar



eggs



chrysalis



monarch



swallowtail




painted lady




leaf



grass



ladybug




ant





bee



beetle



dragonfly




snail



grasshopper



spider



daddy long-legs



worm



mushroom



c c c c c c c



e e e e e e e



c c c c c c c



m m m m m m m



s s s s s s s




p p p p p p p




l l l l l l l l l l



g g g g g g g



l l l l l l l l l l




a a a a a a





b b b b b b b



b b b b b b b



d d d d d d d



s s s s s s s




g g g g g g g

Created by Cassie @ 3Dinosaurs.com



c c c c c c c



e e e e e e e



c c c c c c c



m m m m m m m



caterpillar



eggs



chrysalis



monarch



swallowtail




painted lady




leaf



grass



ladybug




ant





bee



beetle



dragonfly




snail



grasshopper



spider



daddy long-leg



worm



mushroom



---

---

---



---

---

---



---

---

---



---

---

---



---

---

---




Three horizontal lines for handwriting practice: a solid top line, a dashed middle line, and a solid bottom line.




Three horizontal lines for handwriting practice: a solid top line, a dashed middle line, and a solid bottom line.



Three horizontal lines for handwriting practice: a solid top line, a dashed middle line, and a solid bottom line.



Three horizontal lines for handwriting practice: a solid top line, a dashed middle line, and a solid bottom line.



Three horizontal lines for handwriting practice: a solid top line, a dashed middle line, and a solid bottom line.






---

---

---



---

---

---



---

---

---



---

---

---




---

---

---



Handwriting practice lines for the word 'spider'.



Handwriting practice lines for the word 'spider'.



Handwriting practice lines for the word 'caterpillar'.



Handwriting practice lines for the word 'mushroom'.

Handwriting practice lines for the word 'mushroom'.



+



=

\_\_\_\_\_

\_\_\_\_\_

\_\_\_\_\_



+



=

\_\_\_\_\_

\_\_\_\_\_

\_\_\_\_\_



+



=

\_\_\_\_\_

\_\_\_\_\_

\_\_\_\_\_



+



=

\_\_\_\_\_

\_\_\_\_\_

\_\_\_\_\_

+



=

\_\_\_\_\_

\_\_\_\_\_

\_\_\_\_\_



+



=

\_\_\_\_\_

\_\_\_\_\_

\_\_\_\_\_



+

=

\_\_\_\_\_

\_\_\_\_\_

\_\_\_\_\_



+



=

\_\_\_\_\_

\_\_\_\_\_

\_\_\_\_\_



+

=

\_\_\_\_\_

\_\_\_\_\_

\_\_\_\_\_



+



=

\_\_\_\_\_

\_\_\_\_\_

\_\_\_\_\_



+

=

\_\_\_\_\_

\_\_\_\_\_

\_\_\_\_\_



+



=

\_\_\_\_\_

\_\_\_\_\_

\_\_\_\_\_



+



=

\_\_\_\_\_

\_\_\_\_\_

\_\_\_\_\_



+



=

\_\_\_\_\_

\_\_\_\_\_

\_\_\_\_\_



+



=

\_\_\_\_\_

\_\_\_\_\_

\_\_\_\_\_





+



=

\_\_\_\_\_

\_\_\_\_\_

\_\_\_\_\_



+



=

\_\_\_\_\_

\_\_\_\_\_

\_\_\_\_\_



+



=

\_\_\_\_\_

\_\_\_\_\_

\_\_\_\_\_



+



=

\_\_\_\_\_

\_\_\_\_\_

\_\_\_\_\_



+



=

\_\_\_\_\_

\_\_\_\_\_

\_\_\_\_\_



+



=

\_\_\_\_\_

\_\_\_\_\_

\_\_\_\_\_



+

=

\_\_\_\_\_

\_\_\_\_\_

\_\_\_\_\_



+



=

\_\_\_\_\_

\_\_\_\_\_

\_\_\_\_\_



+



=

\_\_\_\_\_

\_\_\_\_\_

\_\_\_\_\_



+



=

\_\_\_\_\_

\_\_\_\_\_

\_\_\_\_\_



+

=

\_\_\_\_\_

\_\_\_\_\_

\_\_\_\_\_

+



=

\_\_\_\_\_

\_\_\_\_\_

\_\_\_\_\_



+



=


\_\_\_\_\_

\_\_\_\_\_

\_\_\_\_\_



+



=


\_\_\_\_\_

\_\_\_\_\_

\_\_\_\_\_



+



=

\_\_\_\_\_


\_\_\_\_\_

\_\_\_\_\_

# Bug Path

Follow  through the flower path.

START




END



# Bug Path

Follow  through the flower path.

START







# Bug Path

Follow  through the flower path.

START



END



# Bug Path

Follow  through the flower path.

START






# Bug Path

Follow  through the flower path.

START



END



# Bug Path

Follow  through the flower path.

START







# Bug Path

Follow  through the flower path.

START



END

