



Life Cycle of a Butterfly Pack Part 2

Thanks for stopping ^{by} and downloading my Life Cycle of a Butterfly Pack. Be sure to download Part 1, 3 & Tot Pack.

These printables are provided *FREE* of charge. Please do share my printables. But please remember that all of my printables are for personal use. You cannot claim these printables or sell them as your own. All the printables and pictures are the property of 3 Dinosaurs.

Please DO

- Download the files to your computers and print them off for personal use.
- Direct people to the blog or site when sharing with others.
- Give proper credit back to 3 Dinosaurs when blogging about our files.

You May Not

- Link directly to the pdf file.
- Alter my files in any way.
- Store them on your website in any format.
- Seek to use these to drive traffic to your site or sell them in any way.
- Print off and sell them to others.

Please remember this is about being Honest.

I reserve the right to change this policy at any time.

Please read the [Terms of Use](#). If you have any questions please let me know.



Thanks! 3Dinosaurs.com

Graphics: Purchased from [Melonheadz Illustrations](#)



Life Cycle of a Butterfly Pack Index

Part 1

3-6 – 3 Part Cards
7 - Which One Is Different
8 - What Comes Next?
9-10 - Prewriting Practice
11 – Pattern Cards
12-13 – Matching Cards
14-16 – 4 Piece Puzzles
17-18 – 10 Piece Puzzles
19 – Color by Size
20 - Color the Life Cycle of a Butterfly
21-24 – Roll & Count & tally
25-26 – Count and Graph
27-28 Label the Life Cycle of the Butterfly
29 – Find the Letter B
30-32 – Trace the Letter B, C & E Print
33-35 – Trace the Letter B, C & E Cursive

Part 2

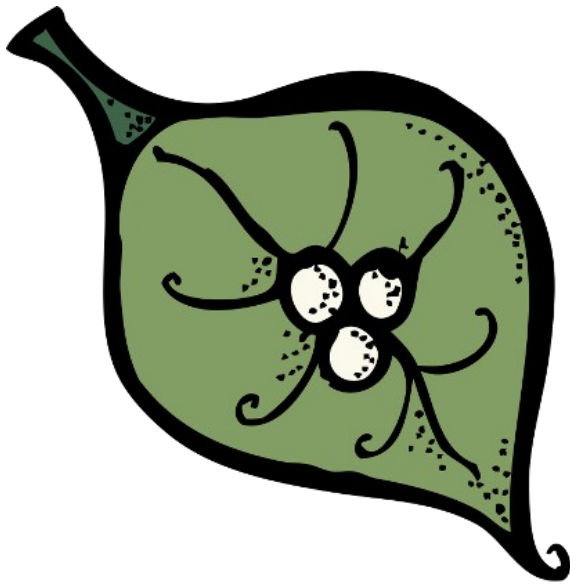
3 – Beginning Sound
4-5 – Wall Cards Print
6-7 – Wall Cards Cursive
8-11 – Trace Beginning Sound Print
12-15 – Trace Beginning Sound Cursive
16-17 – Trace the Word Print
18-19 – Trace the Word Cursive
20-21 – Write the Word
22 – Size Sequencing
23-25 – Size Sorting
26-30 – Write a Sentence
31-35 – Trace & Color
36 – Place order for Butterfly Life Cycle
37-38 – Butterfly Life Cycle Journal

Part 3


3 – Color the pattern
4 – Fill in the Missing Pattern
5-6 – Small Book – Butterfly
7 – Compare the Butterflies

Tot Pack

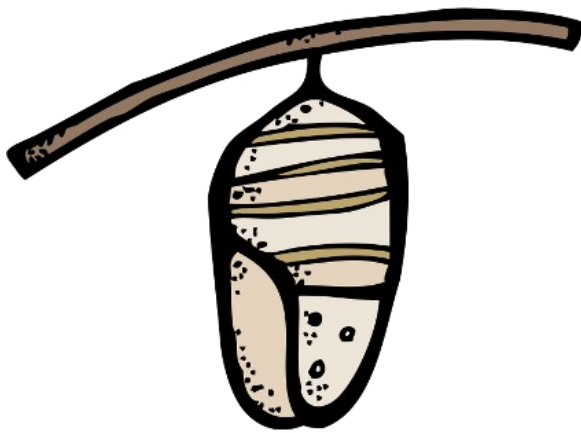
3-8 - Solid Line Prewriting
9-14 - Dashed Line Prewriting
15 – Which One is Different
16-17 – 2 Piece Puzzles
18-20 – Color the Butterfly by Color Book
22 – Matching Cards
23-24 – 9 Piece Puzzles
25 – Match Page
26-27 – Roll & Count
28-29 – Shape Tracing
30-32 – Lacing Cards



G E S



C R T



S Y C



M A R



eggs



caterpillar



chrysalis



monarch



swallowtail



painter lady



eggs



caterpillar



chrysalis



monarch



swallowtail



painted lady



Ee Ee Ee Ee



Cc Cc Cc Cc



Cc Cc Cc Cc



Mm Mm Mm



Ss Ss Ss Ss



Pp Pp Pp Pp



e e e e e e e



c c c c c c c



c c c c c c c




m m m m m m m



s s s s s s s



p p p p p p p







e e e e e e



o o o o o o




o o o o o o



m m m



a a a a a





eggs



caterpillar



chrysalis



monarch



swallowtail



painted lady



eggs



caterpillar



chrysalis



monarch



swallowtail



Painted Lady













Handwriting practice lines for the first row, consisting of a solid top line, a dashed middle line, and a solid bottom line.

Handwriting practice lines for the second row, consisting of a solid top line, a dashed middle line, and a solid bottom line.

Handwriting practice lines for the third row, consisting of a solid top line, a dashed middle line, and a solid bottom line.


Handwriting practice lines for the fourth row, consisting of a solid top line, a dashed middle line, and a solid bottom line.

Handwriting practice lines for the fifth row, consisting of a solid top line, a dashed middle line, and a solid bottom line.


Size Sequencing



Size Sorting



Size Sorting



Created by Cassie @ 3Dinosaurs.com

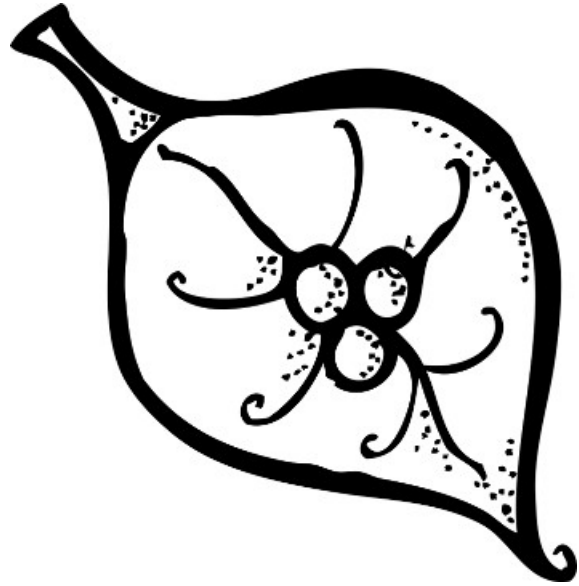
Small

Medium

Large

Writing

eggs




Write a sentence about eggs.

[illegible]

Writing

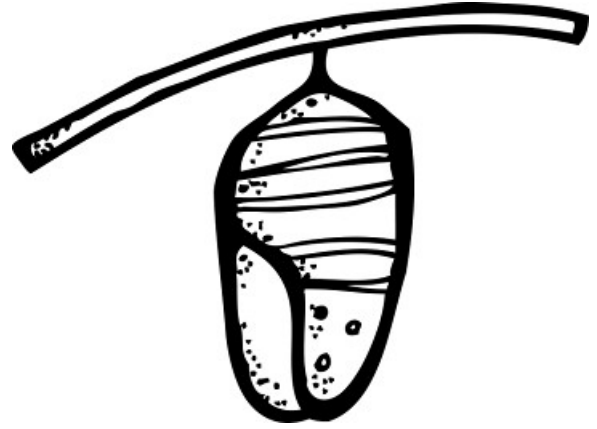
caterpillar



Write a sentence about a caterpillar.

Handwriting practice lines consisting of solid top and bottom lines with a dashed middle line. There are eight sets of these lines for writing practice.

chrysalis



Write a sentence about a chrysalis.

[illegible]

Writing

butterfly



Write a sentence about butterfly.

Handwriting practice lines consisting of solid top and bottom lines with a dashed middle line. There are five sets of these lines for writing practice.

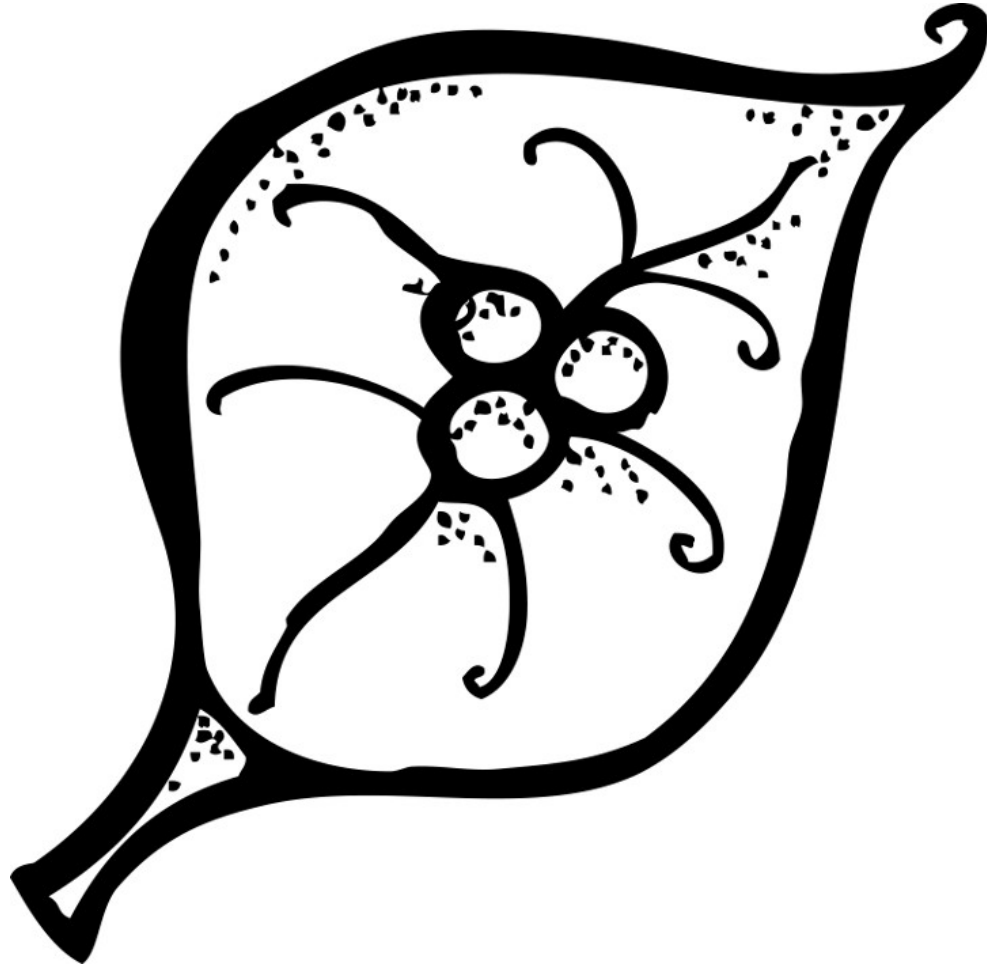


Writing

monarch butterfly



Write a sentence about a monarch butterfly.


Handwriting practice lines consisting of solid top and bottom lines with a dashed middle line. There are five sets of these lines provided for writing practice.



E is for

eggs.

Cc

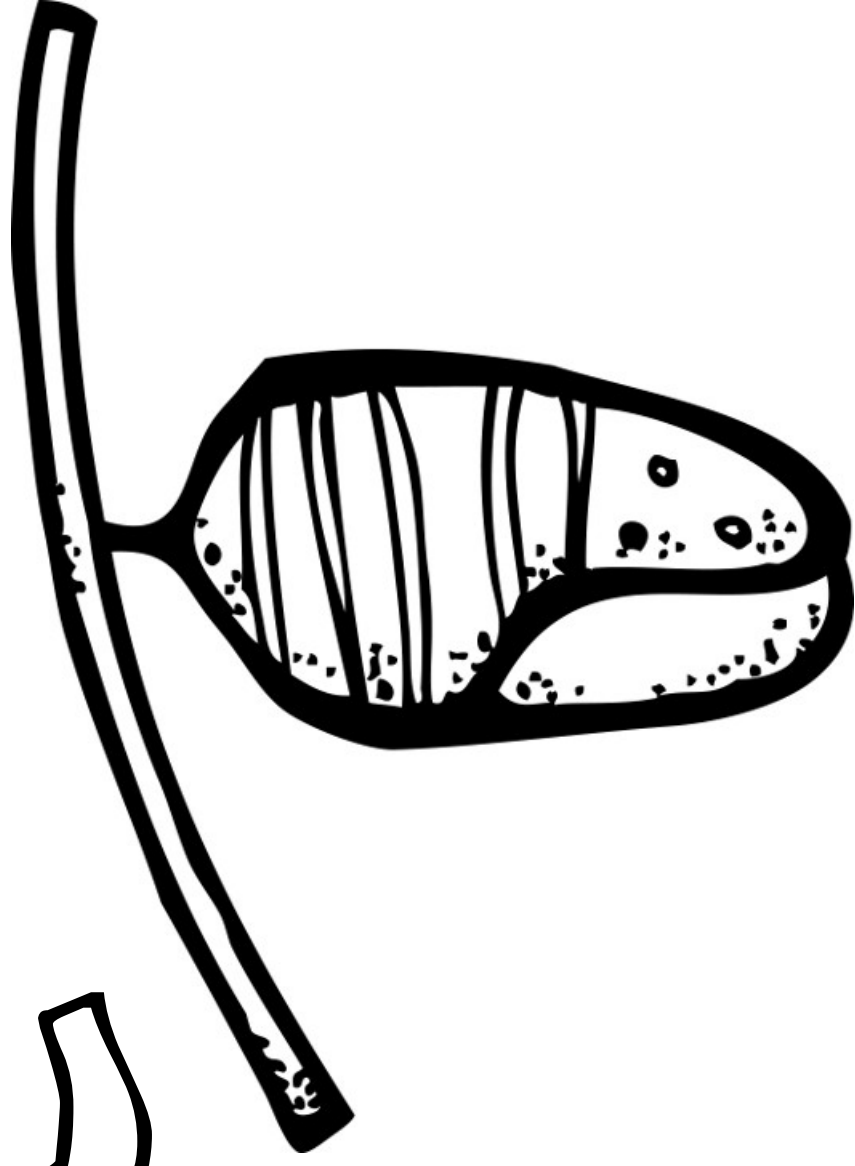


C is for
caterpillar.

Created by Cassie @ 3Dinosaurs.com

C


c



C is for
chrysalis.


Bb

B is for
butterfly.



M

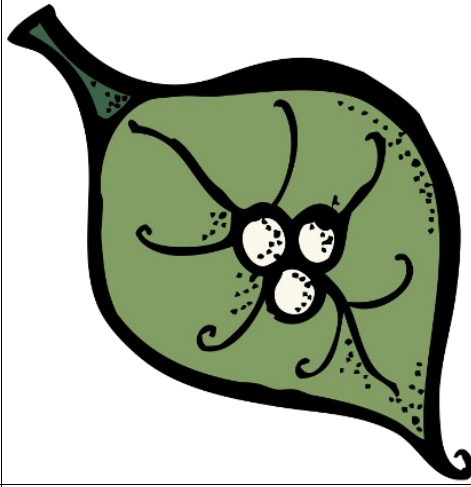
M is for
monarch
butterfly.



Created by Cassie @ 3Dinosaurs.com

11612

1st



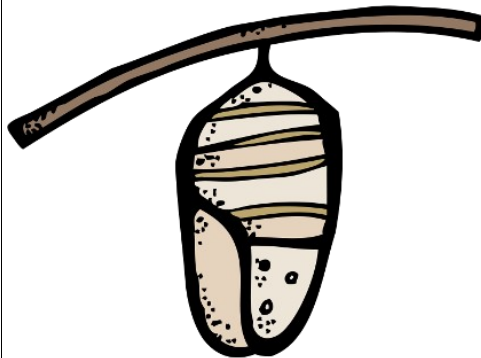
egg

2nd



caterpillar

3rd



chrysalis

4th



butterfly

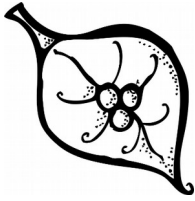
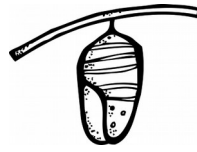
Butterfly Journal



4/16/12

By: _____

Butterfly Journal

☐☐☐☐

Date:

Draw:

Day #:

Observations: _____
