



# A Christmas Carol Pack Part 2

Thanks for stopping by and downloading my A Christmas Carol Pack. Be sure to download Part 2, 3 & Tot Pack.

These printables are provided *FREE* of charge. Please do share my printables. But please remember that all of my printables are for personal use. You cannot claim these printables or sell them as your own. All the printables and pictures are the property of 3 Dinosaurs.

#### Please DO

- Download the files to your computers and print them off for personal use.
- Direct people to the blog or site when sharing with others.
- Give proper credit back to 3 Dinosaurs when blogging about our files.

#### You May Not

- Link directly to the pdf file.
- Alter my files in any way.
- Store them on your website in any format.
- Seek to use these to drive traffic to your site or sell them in any way.
- Print off and sell them to others.

Please remember this is about being Honest.

I reserve the right to change this policy at any time.

Please read the [Terms of Use](#). If you have any questions please let me know.



## Thanks! 3Dinosaurs.com

Graphics: Purchased from [Melonheadz Illustrations](#)



# Christmas Carol Pack Index

## Part 1

3-8 – 3 Part Cards  
9 - Which One Is Different  
10 - What Comes Next?  
11 - Prewriting Practice  
12 – Pattern Cards  
13-14 – Matching Cards  
15-18 – 4 Piece Puzzles  
19-21 – 10 Piece Puzzles (1-10, 11-20, 21-30)  
22 – Dot the Letter T  
23-24 – Trace the Letter T (Print & Cursive)  
25 – Color the Story  
26-27 – Count & Graph

## Part 2

3-5 – Beginning Sounds  
6-9 – Pocket Chart Cards (Print & Cursive)  
10-17 – Trace Beginning Sound (Print & Cursive)  
18-21 – Trace the Word  
22-23 – Write the Word  
24-25 – Size Sorting  
26-33 – Write a Sentence  
34-42 – Trace & Color  
43 – Color By Size  
44 – Count and Color the Bag of Coins  
45 – Dot the Number 5 to 100  
46-47 - Acrostic Poems

## Part 3

3 - Color the Pattern  
4 – Fill in the Missing Pattern  
5- Count Cut & Paste  
6 – Roll & Color  
7 – Roll & Cover 2 dice  
8 – Roll & Cover Multiplication  
9 – Measure Tiny Tim

## Tot Pack

3-8 - Solid Line Prewriting  
9-14 - Dashed Line Prewriting  
15-16 – Which One is Different  
17-18 – 2 Piece Puzzles  
19-21 – Color the Coins Book  
23- Matching Cards  
24- 9 Piece Puzzle  
25-26 – Shape Tracing  
27 – Dot the Letter S



S G E




D B C



I T M



M T C



J	M	R
---	---	---



P	C	G
---	---	---



G	S	P
---	---	---



G	F	C
---	---	---




L E B



W R T



C I N



L Y H



Ebenezer  
Scrooge



Bob Cratchit



Tiny Tim



Mrs. Cratchit



Jacob Marley

*Created by Cassie @ 3Dinosaurs.com*



Ghost of  
Christmas Past



Ghost of  
Christmas Present



Ghost of Christmas  
Yet To Come



Belle



coins





*Ebenezer Scrooge*



*Bob Cratchit*



*Tiny Tim*



*Mrs. Cratchit*



*Jacob Marley*





*Ghost of  
Christmas Past*



*Ghost of  
Christmas Present*



*Ghost of Christmas  
Yet To Come*



*Belle*



*coins*



e s e s e s



b b b b b b



t t t t t t t



m m m m m



j j j j j j j



p p p p p p



p p p p p p



y y y y y y



b b b b b b



c c c c c c



Ee Ss Ee Ss



Bb Bb Bb



Tt Tt Tt Tt



Mm Mm



Jj Jj Jj Jj



Pp Pp Pp



Pp Pp Pp



Yy Yy Yy



Bb Bb Bb



Cc Cc Cc



e e e e e e



d d d d d d



t t t t t t t



m m m m



j j j j j j j j

Created by Cassie @ 3Dinosaurs.com



p p p p p p



p p p p p p



y y y y y



b b b b b b



o o o o o o





E e E e



B b B b B b



T t T t T t T t



M m M m M m



S s S s S s S s

Created by Cassie @ 3Dinosaurs.com



P P P



P P P



y y y



B B B



C C C C



Ebenezer

Scrooge



Bob Cratchit



Tiny Tim



Mrs. Cratchit



Jacob Marley



Ghost of  
Christmas Past



Ghost of  
Christmas Present



Ghost of Christmas  
Yet to Come



Belle



coins



Ebenezer Scrooge



Bob Cratchit



Tiny Tim



Mrs. Cratchit



Fred Marley



Ghost of  
Christmas Past



Ghost of  
Christmas Present



Ghost of Christmas  
Yet To Come



Belle



coins



---

---

---

---

---

---



---

---

---

---



---

---

---

---



---

---

---

---



---

---

---

---





Handwriting practice lines for the first row, featuring solid top and bottom lines with a dashed middle line.



Handwriting practice lines for the second row, featuring solid top and bottom lines with a dashed middle line.



Handwriting practice lines for the third row, featuring solid top and bottom lines with a dashed middle line.



Handwriting practice lines for the fourth row, featuring solid top and bottom lines with a dashed middle line.



Handwriting practice lines for the fifth row, featuring solid top and bottom lines with a dashed middle line.

# Size Sorting



**Small**

**Medium**

**Large**

# Writing

# Ebenezer Scrooge



Write a sentence about Ebenezer Scrooge.

This image shows a blank sheet of handwriting practice paper. It features four identical sets of horizontal lines arranged vertically. Each set includes three lines: a solid top line, a dashed middle line, and a solid bottom line, providing a guide for letter height and placement. The background is white, and the lines are light gray.

# Bob Cratchit

This image shows a blank sheet of handwriting practice paper. It features four identical sets of horizontal lines arranged vertically. Each set includes a solid top line, a dashed middle line, and a solid bottom line, providing a guide for letter height and placement. The background is white, and the lines are black.

# Writing

## Tiny Tim



Write a sentence about Tiny Tim.

Handwriting practice lines consisting of solid top and bottom lines with a dashed middle line. There are five sets of these lines for writing practice.

# Writing

## coins



Write a sentence about coins.

Handwriting practice lines consisting of solid top and bottom lines with a dashed midline. There are five sets of these lines for writing practice.



# Writing

# Jacob Marley



Write a sentence about Jacob Marley.

This image shows a blank sheet of handwriting practice paper. It features four identical sets of horizontal lines arranged vertically. Each set includes three lines: a solid top line, a dashed middle line, and a solid bottom line, providing a guide for letter height and placement. The background is white, and the lines are light gray.

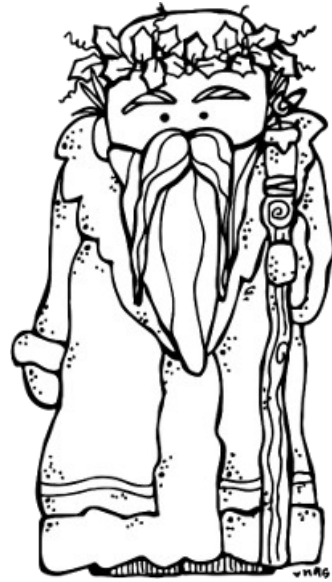
# Ghost of Christmas Past



Write a sentence about the Ghost of Christmas Past.

This image shows a blank sheet of handwriting practice paper. It features four identical sets of horizontal lines arranged vertically. Each set includes three lines: a solid top line, a dashed middle line, and a solid bottom line, providing a guide for letter height and placement. The background is white, and the lines are light gray.

# Ghost of Christmas Present



Write a sentence about the Ghost of Christmas Present.

This image shows a blank sheet of handwriting practice paper. It features four identical sets of horizontal guidelines arranged vertically. Each set is composed of three lines: a solid top line, a dashed middle line, and a solid bottom line, providing a structured space for practicing letter formation and alignment.

# Writing Ghost of Christmas Yet to Come



Write a sentence about the Ghost of Christmas Yet to Come.

This image shows a blank sheet of handwriting practice paper. It features four identical sets of horizontal guidelines arranged vertically. Each set is composed of three lines: a solid top line, a dashed middle line, and a solid bottom line, providing a structured space for practicing letter formation and alignment.

S S

s is for  
Scrooge



E

E is for  
Ebenezer  
Scrooge.

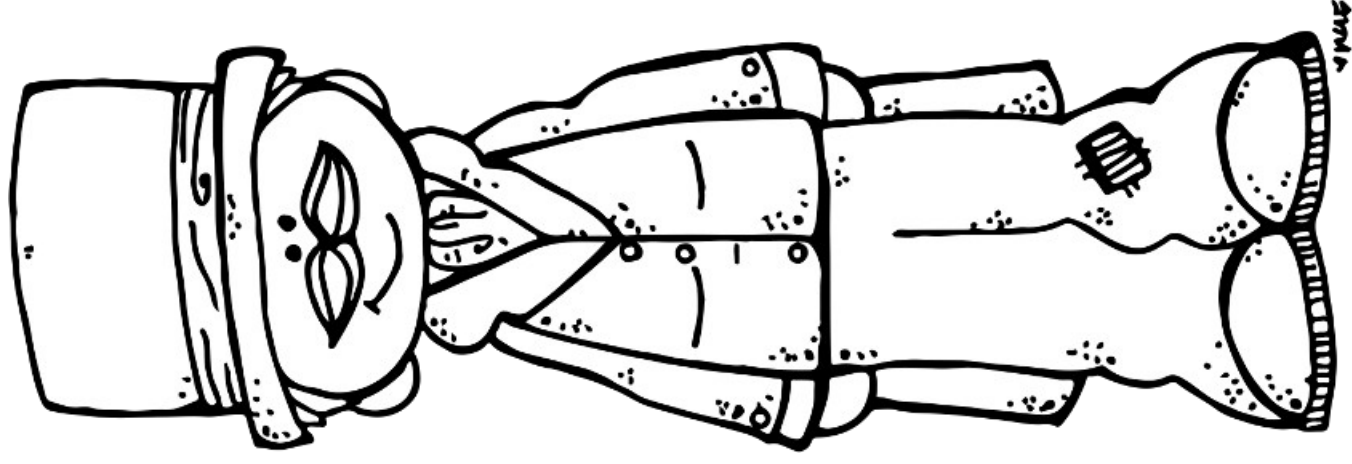


# Bb

B is for

Bob

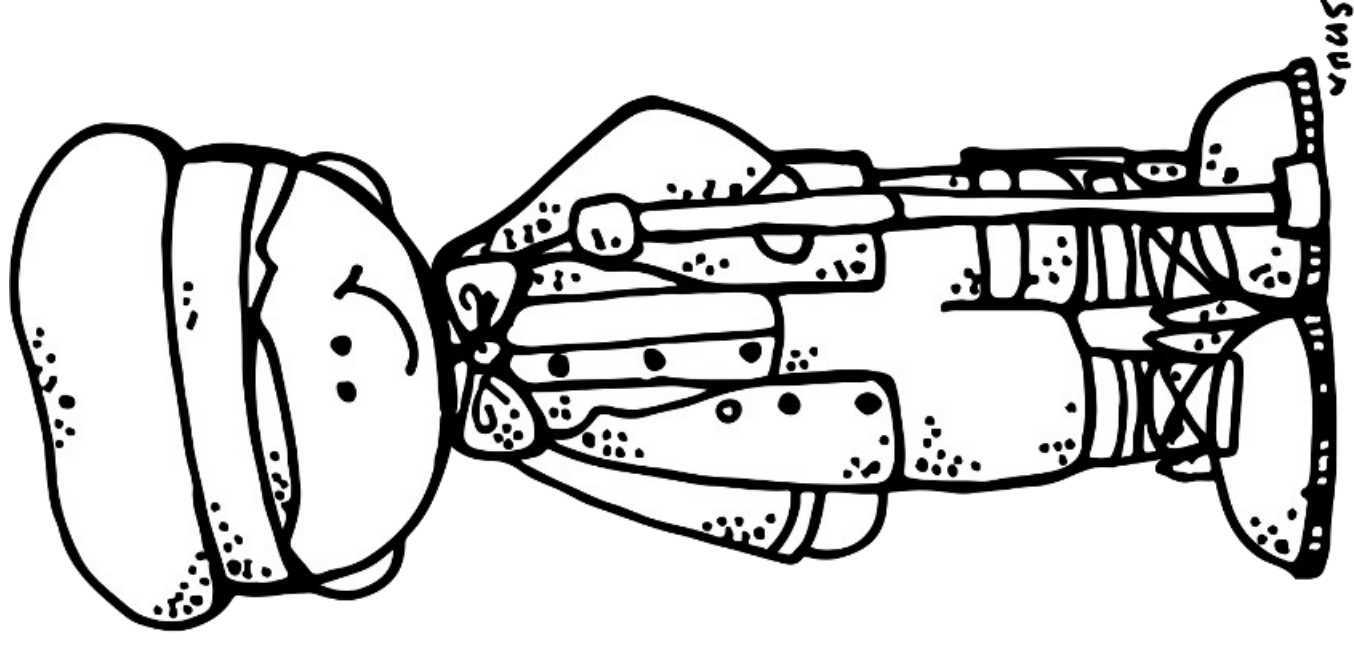
Cratchit.

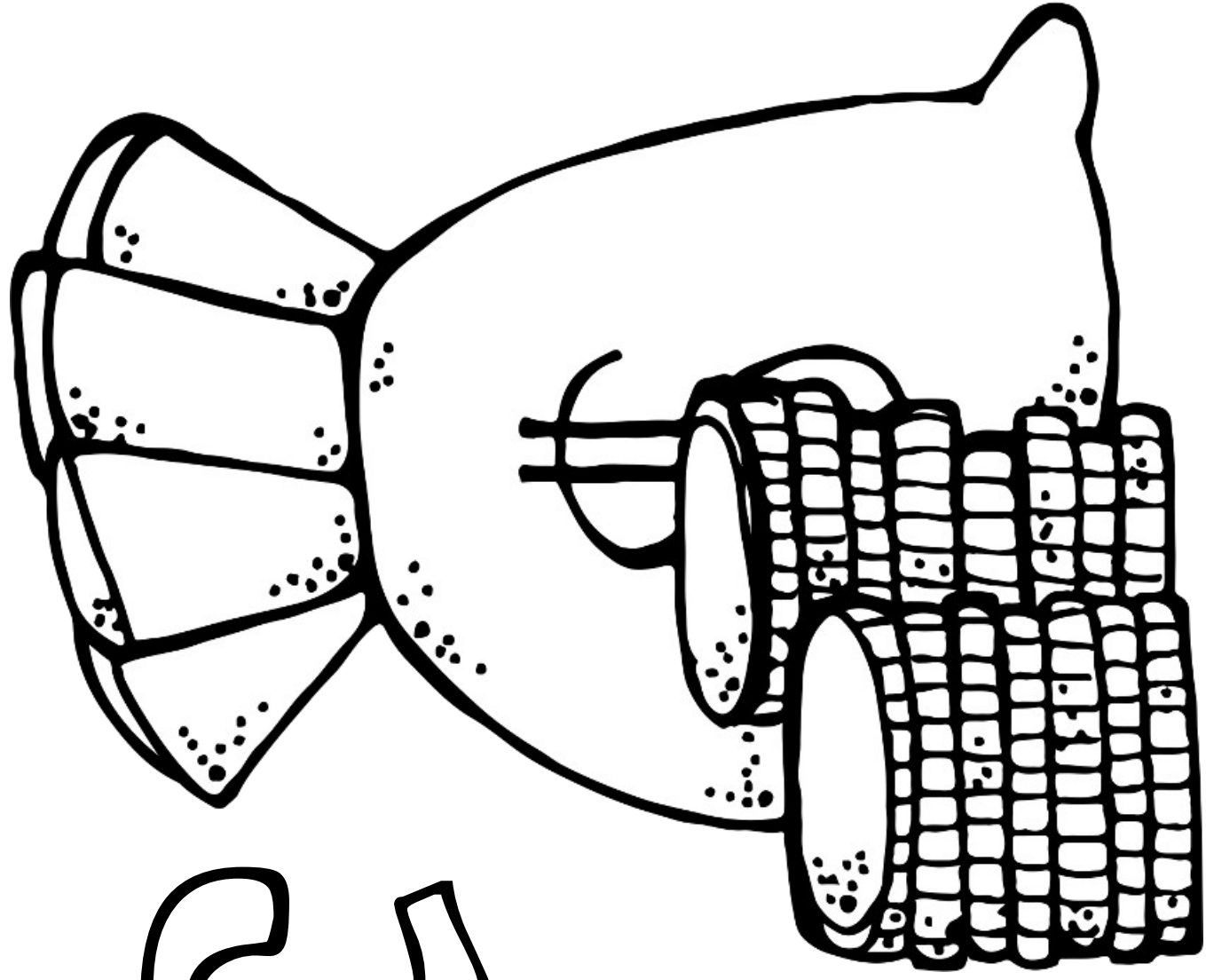
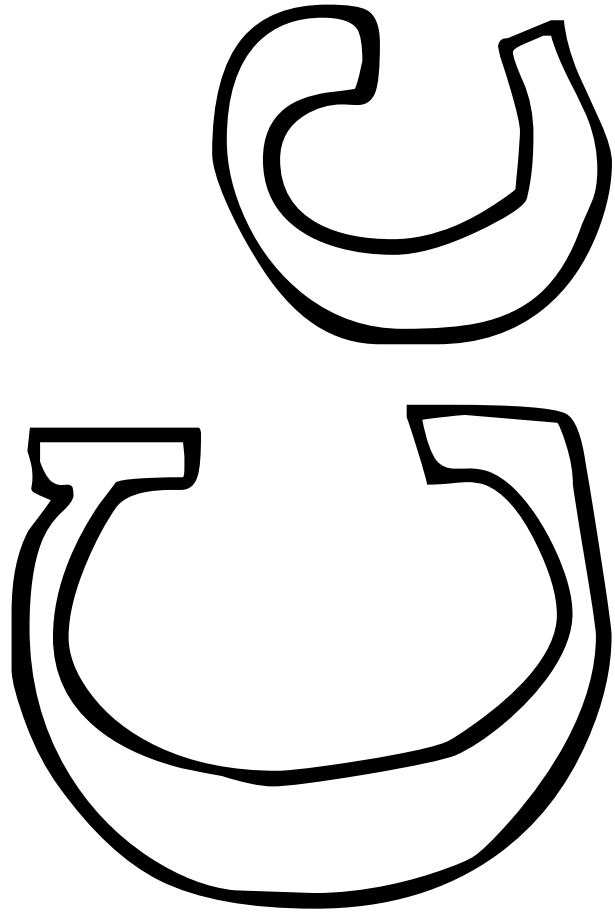




Tt

T is for  
Tiny Tin

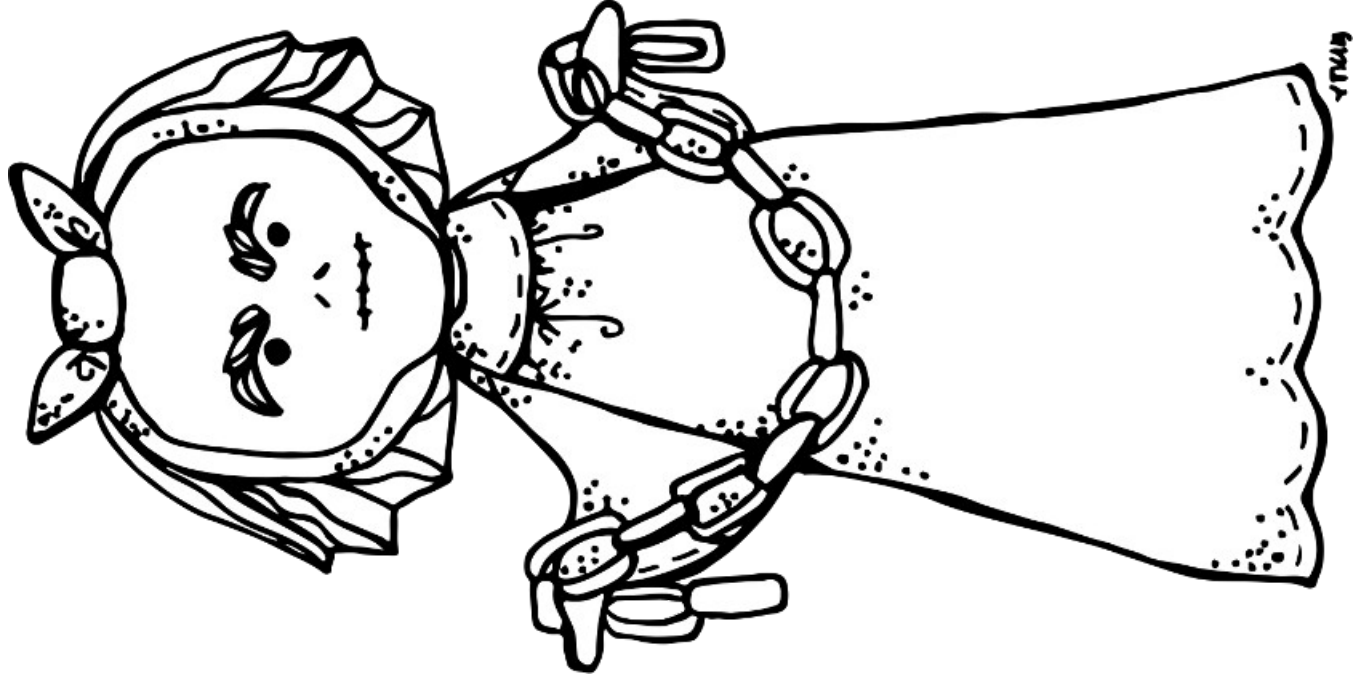




C is for  
coins.

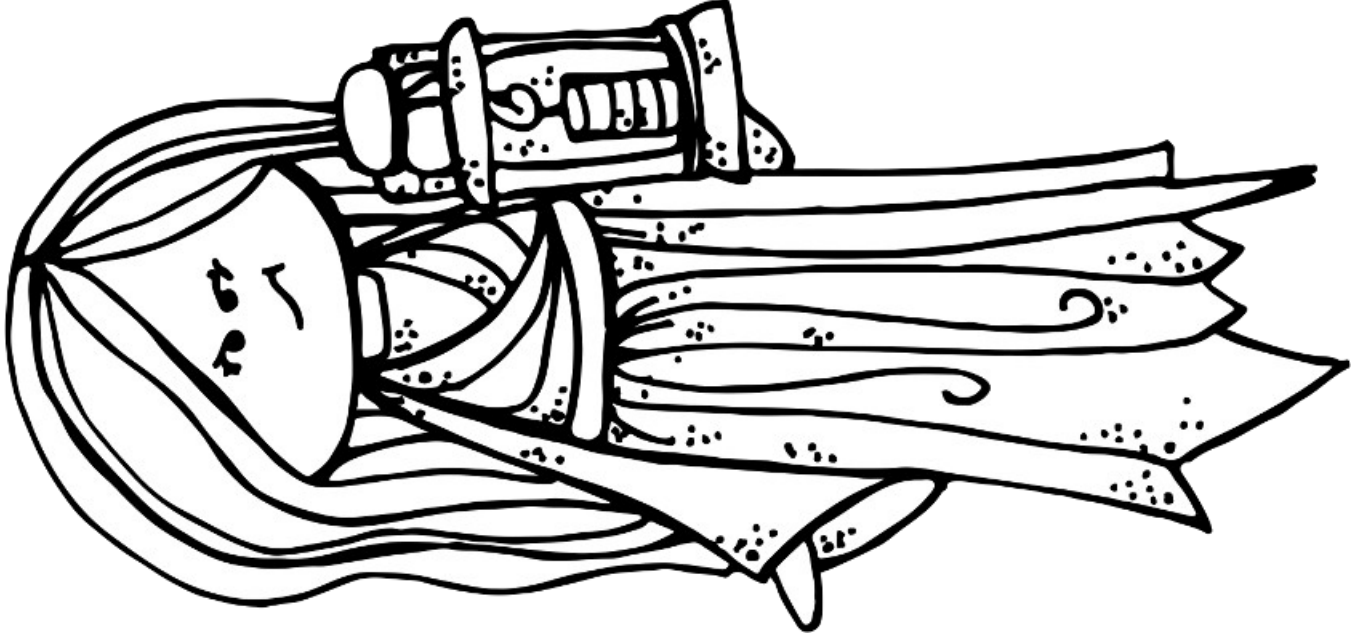
Ji

J is for  
Jacob  
Marley.



12

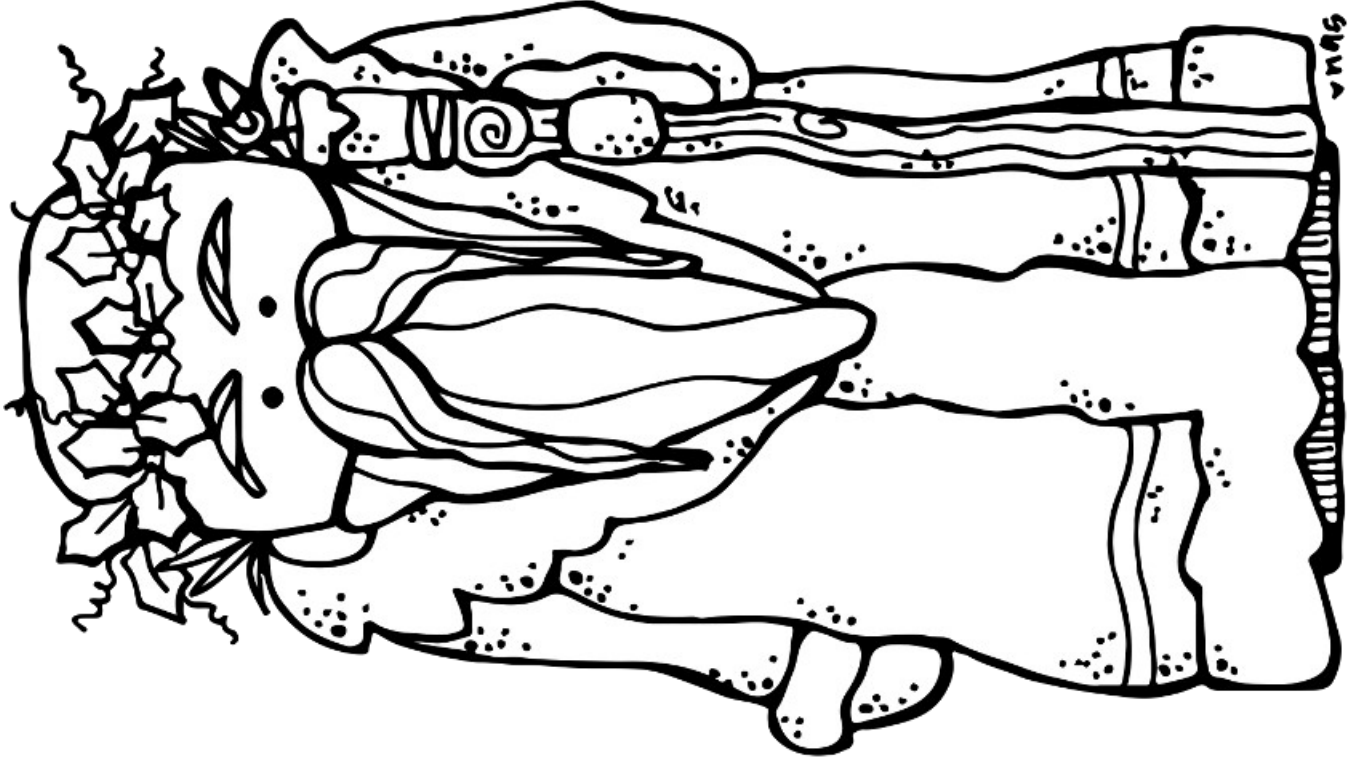
is for  
Ghost of  
Christmas Past.



# P

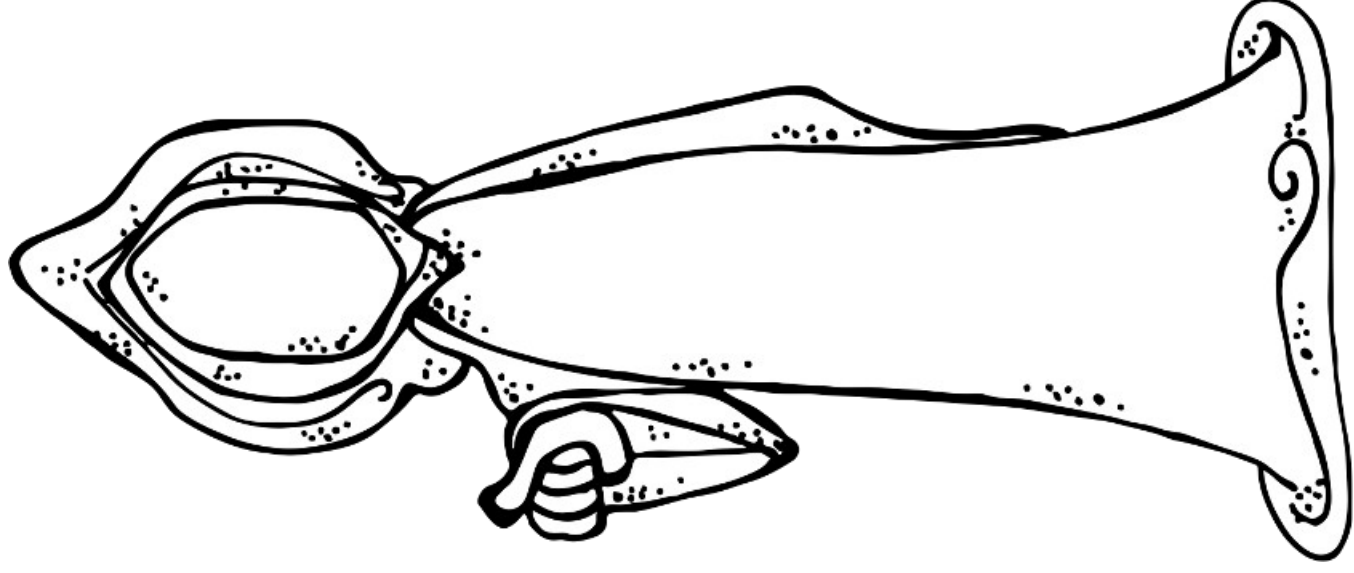
P is for Ghost  
of Christmas  
Present.

Created by Cassie @ 3Dinosaurs.com




YAY

P is for Ghost  
of Christmas  
Yet to Come.



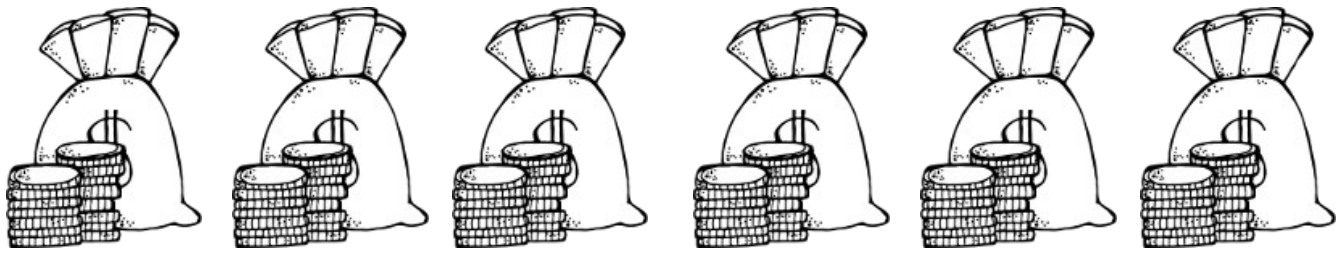
# Tiny Tim Color by Size

Color the large Tiny Tim's **green**.  
Color the medium Tiny Tim's **blue**.  
Color the small Tiny Tim's **yellow**.

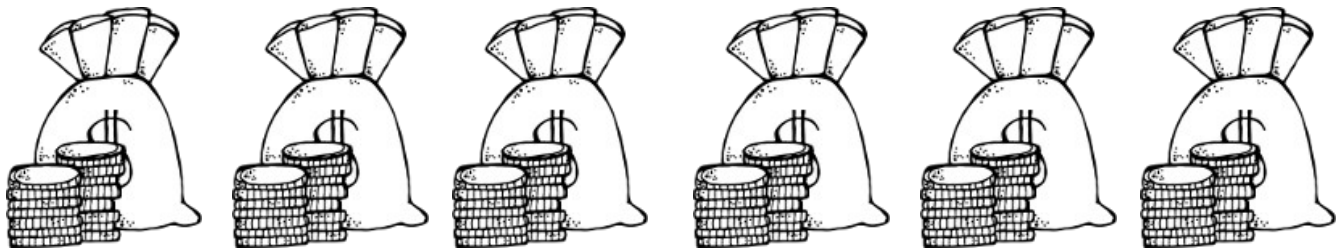


Created by Cassie @ 3Dinosaurs.com

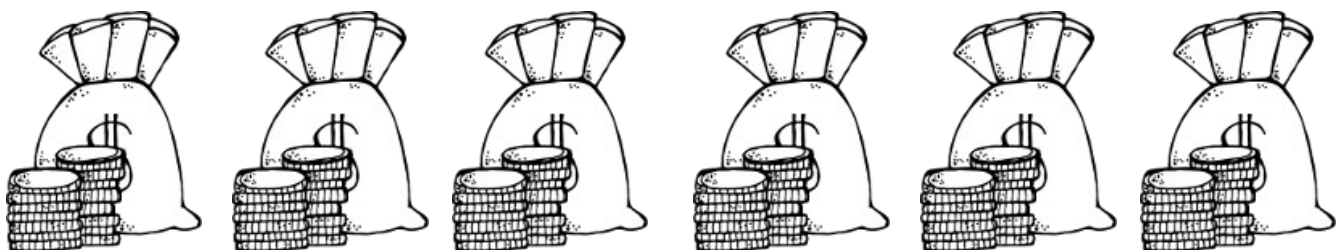
Color 4 bags of coins.



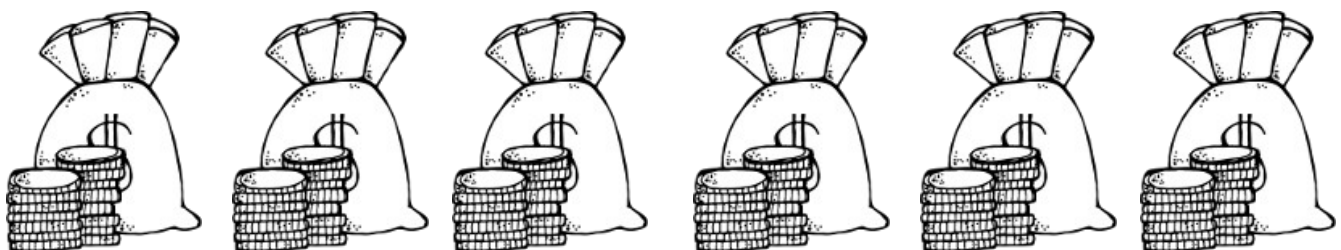
Color 3 bags of coins.



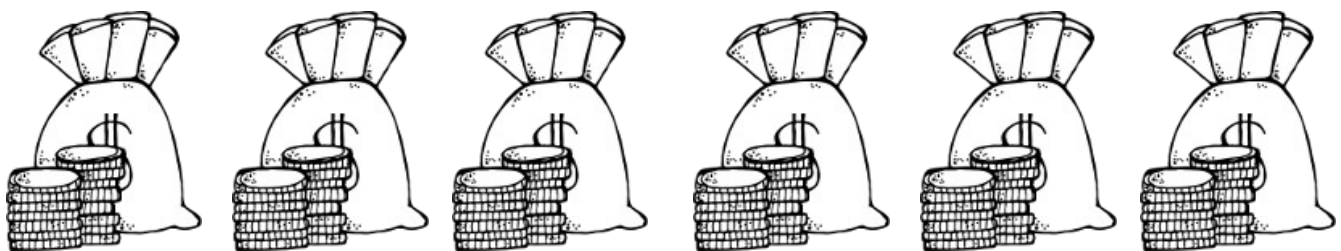
Color 1 bags of coins.



Color 2bags of coins.




Color 5 bags of coins.





# Dot the Numbers by 5 to 100

Scrooge is coining his coins by 5. He has to have 100 coins in every bag. Cover the numbers as you count up to 100.



# A Christmas Carol Acrostic Poems

Write words using the letters from Scrooge.

S

C

R

O

O

G

E



# A Christmas Carol Acrostic Poems

Write words using the letters from Scrooge.

T

I

N

Y

T

I

M

