



A Christmas Carol Tot Pack

Thanks for stopping by and downloading my A Christmas Carol Pack. Be sure to download Part 1, 2, & 3.

These printables are provided *FREE* of charge. Please do share my printables. But please remember that all of my printables are for personal use. You cannot claim these printables or sell them as your own. All the printables and pictures are the property of 3 Dinosaurs.

Please DO

- Download the files to your computers and print them off for personal use.
- Direct people to the blog or site when sharing with others.
- Give proper credit back to 3 Dinosaurs when blogging about our files.

You May Not

- Link directly to the pdf file.
- Alter my files in any way.
- Store them on your website in any format.
- Seek to use these to drive traffic to your site or sell them in any way.
- Print off and sell them to others.

Please remember this is about being Honest.

I reserve the right to change this policy at any time.

Please read the [Terms of Use](#). If you have any questions please let me know.



Thanks! 3Dinosaurs.com

Graphics: Purchased from [Melonheadz Illustrations](#)



Christmas Carol Pack Index

Part 1

3-8 – 3 Part Cards
9 - Which One Is Different
10 - What Comes Next?
11 - Prewriting Practice
12 – Pattern Cards
13-14 – Matching Cards
15-18 – 4 Piece Puzzles
19-21 – 10 Piece Puzzles (1-10, 11-20, 21-30)
22 – Dot the Letter T
23-24 – Trace the Letter T (Print & Cursive)
25 – Color the Story
26-27 – Count & Graph

Part 2

3-5 – Beginning Sounds
6-9 – Pocket Chart Cards (Print & Cursive)
10-17 – Trace Beginning Sound (Print & Cursive)
18-21 – Trace the Word
22-23 – Write the Word
24-25 – Size Sorting
26-33 – Write a Sentence
34-42 – Trace & Color
43 – Color By Size
44 – Count and Color the Bag of Coins
45 – Dot the Number 5 to 100
46-47 - Acrostic Poems

Part 3

3 - Color the Pattern
4 – Fill in the Missing Pattern
5- Count Cut & Paste
6 – Roll & Color
7 – Roll & Cover 2 dice
8 – Roll & Cover Multiplication
9 – Measure Tiny Tim

Tot Pack

3-8 - Solid Line Prewriting
9-14 - Dashed Line Prewriting
15-16 – Which One is Different
17-18 – 2 Piece Puzzles
19-21 – Color the Coins Book
23- Matching Cards
24- 9 Piece Puzzle
25-26 – Shape Tracing
27 – Dot the Letter S

Prewriting Practice



Prewriting Practice



Prewriting Practice



Prewriting Practice



Prewriting Practice



Prewriting Practice



Prewriting Practice



Prewriting Practice



Prewriting Practice



Prewriting Practice



Prewriting Practice




Prewriting Practice



Which One is Different?



Which One is Different?



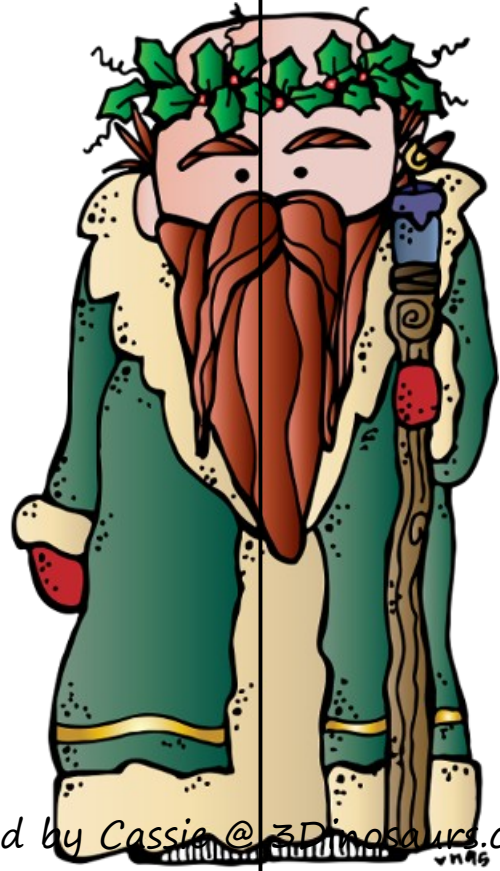


Created by Cassie @ 3Dinosaurs.com



Created by Cassie @ 3Dinosaurs.com





Created by Cassie @ 3Dinosaurs.com



Created by Cassie @ 3Dinosaurs.com


Color the Coins



3Dinosaurs.com



The bag of coins is
pink.



The bag of coins is
red.



The bag of coins is
yellow.


Created by Cassie @ 3Dinosaurs.com



The bag of coins is
orange.



The bag of coins is
purple.



The bag of coins is
blue.




The bag of coins is
black.



The bag of coins is
brown.



The bag of coins is
green.



The bag of coins is
gray.



The bag of coins is
white.

Matching Cards


On the following pages print it out twice. You can cut up both and use as matching cards.



Or leave one as is and let child match the cards to the sheet.




9 Piece Puzzle

On the last page for younger children copy this page twice and use one as a template to help them finish the puzzle.






9 Piece Puzzle



For younger children copy this page twice and use one as a template to help them finish the puzzle.

Shape Tracing



circle




square



triangle



rectangle



oval




diamond



pentagon



hexagon




heart


Shape Tracing



circle



square



triangle



rectangle



oval




diamond




pentagon



hexagon



heart



Scrooge