



# Christmas Learning Pack Part 3

Thanks for stopping by and downloading my Christmas Learning Pack. Be sure to download Part 1, 2, 4 & Tot Pack.

These printables are provided *FREE* of charge. Please do share my printables. But please remember that all of my printables are for personal use. You cannot claim these printables or sell them as your own. All the printables and pictures are the property of 3 Dinosaurs.

#### **Please DO**

- Download the files to your computers and print them off for personal use.
- Direct people to the blog or site when sharing with others.
- Give proper credit back to 3 Dinosaurs when blogging about our files.

#### **You May Not**

- Link directly to the pdf file.
- Alter my files in any way.
- Store them on your website in any format.
- Seek to use these to drive traffic to your site or sell them in any way.
- Print off and sell them to others.

Please remember this is about being Honest.

I reserve the right to change this policy at any time.

Please read the [Terms of Use](#). If you have any questions please let me know.



Thanks! 3Dinosaurs.com

Graphics: Purchased from [Melonheadz Illustrations](#)



# Christmas Learning Pack Index

## Part 1

3-6 – 3 Part Cards  
7-8 - Which One Is Different  
9 - What Comes Next?  
10-11 - Prewriting Practice  
12- Pattern Cards  
13-14 – Matching Cards  
15-21 – 4 Piece Puzzles  
22-25 – 10 Piece Puzzles  
26-27 – Unscramble the Word  
28 – Label Begging Sound  
29-30 – Christmas Writing  
31-32 – Mixed up Christmas Sentences  
33-35 – Letter Writing C, H, S  
36 – Color Addition  
37-40 Christmas Acrostic Poems  
41-46 – Math pages (Addition, Subtraction, Greater Than/Less than, Counting)

## Part 2

3-4 – Begging Sounds  
5-8 – Wall Cards  
9-16 – Trace Begging Sounds  
17-20 – Tracing Word  
21-24 – Write Word  
25 – Color Stocking by Size  
26 – Coloring Lights Even & Odd  
27 – Count and Color  
28-32 – Dot the ABC & Numbers  
33-34 – Get Rid of the Extra Letter  
35-43 – Roll & Count with Tally & Questions  
44-46 – Fill in the Missing Numbers  
47-48 – Stocking & Candy Cane Color by Number  
49 – Candy Cane Color by Math  
50-53 – Write in Letter

## Part 3

3-9 – Writing Pages  
10-16 – Trace & Color  
17 – Dot the W  
18 – Elf Words  
19-20 – Elf Math  
21- Stocking Color by Subtraction  
22 – Color Word Family Lights  
23 – Color the Digraph Cookies  
24-27 – Stocking & List Writing Paper  
28-45 – Describe Items & Writing  
46-47 – Label the Items

## Part 4

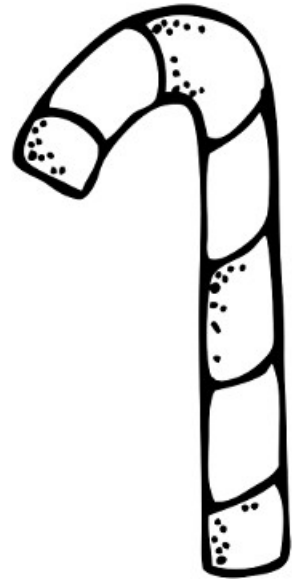
3-4 - Color the Patterns  
5- Fill in the Missing Pattern  
6-7 – How Many Syllables  
8 – Counting & Matching  
9 – Roll & Cover  
10-14 – Writing Rhyming & Vowel Words  
15-19 - Read, color, Trace, Cut & Paste  
20-28 –Single word Learning  
29-36 – Christmas Word Writing  
37 – Measure the Kids  
38-41 – ABC Plate Matching  
42 - Fill in the Missing ABCs  
43 - Shape Matching

## Tot Pack

3-8 - Solid Line Prewriting  
9-14 - Dashed Line Prewriting  
15-16 – Which One is Different  
17 – Color the Small Items  
18 – Circle the Big Items  
19-22 - 2 Part Puzzles  
23-25 – Color the Wreath Book  
27-28 – Matching Cards  
29-31 – 9 Piece Puzzles  
32-36 – Christmas Matching  
37-38 – Roll & Count  
39-40 Shape tracing  
41-44 – Dot the Letter S,W, H  
45-47 – Lacing Cards  
48 – Letter Coloring page S

# Writing

candy  
cane



Write a sentence about a candy cane.

# Writing

holly



Write a sentence about holly.

# Writing

## stocking



Write a sentence about a stocking.

# Writing


## wreath



Write a sentence about a wreath.

# Writing


bell



Write a sentence about a bell.

# Writing

## lights

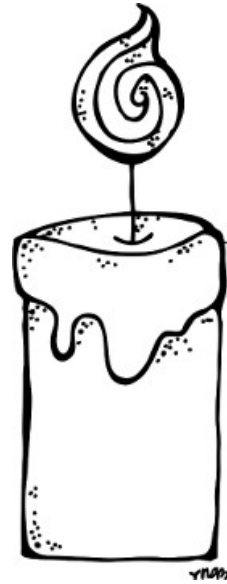


Write a sentence about lights.

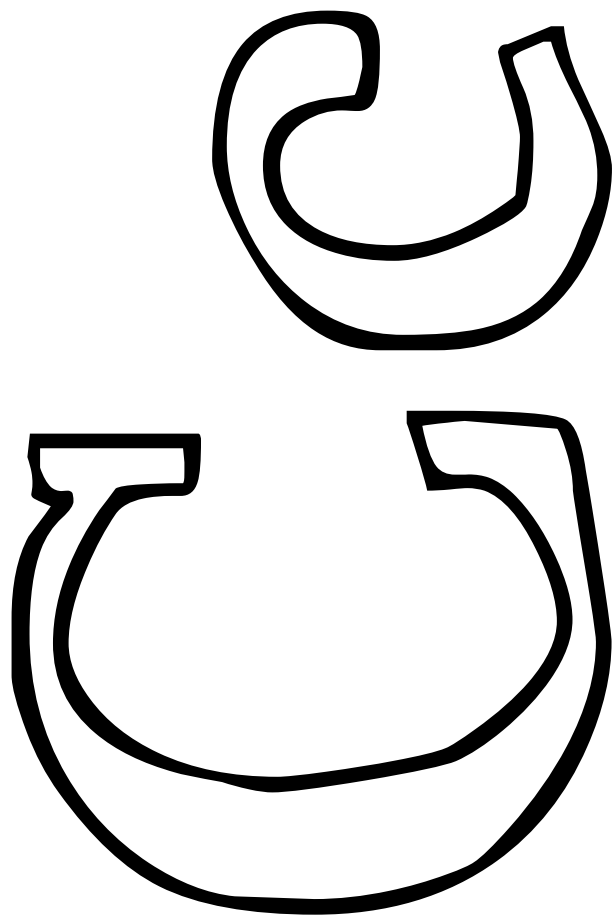
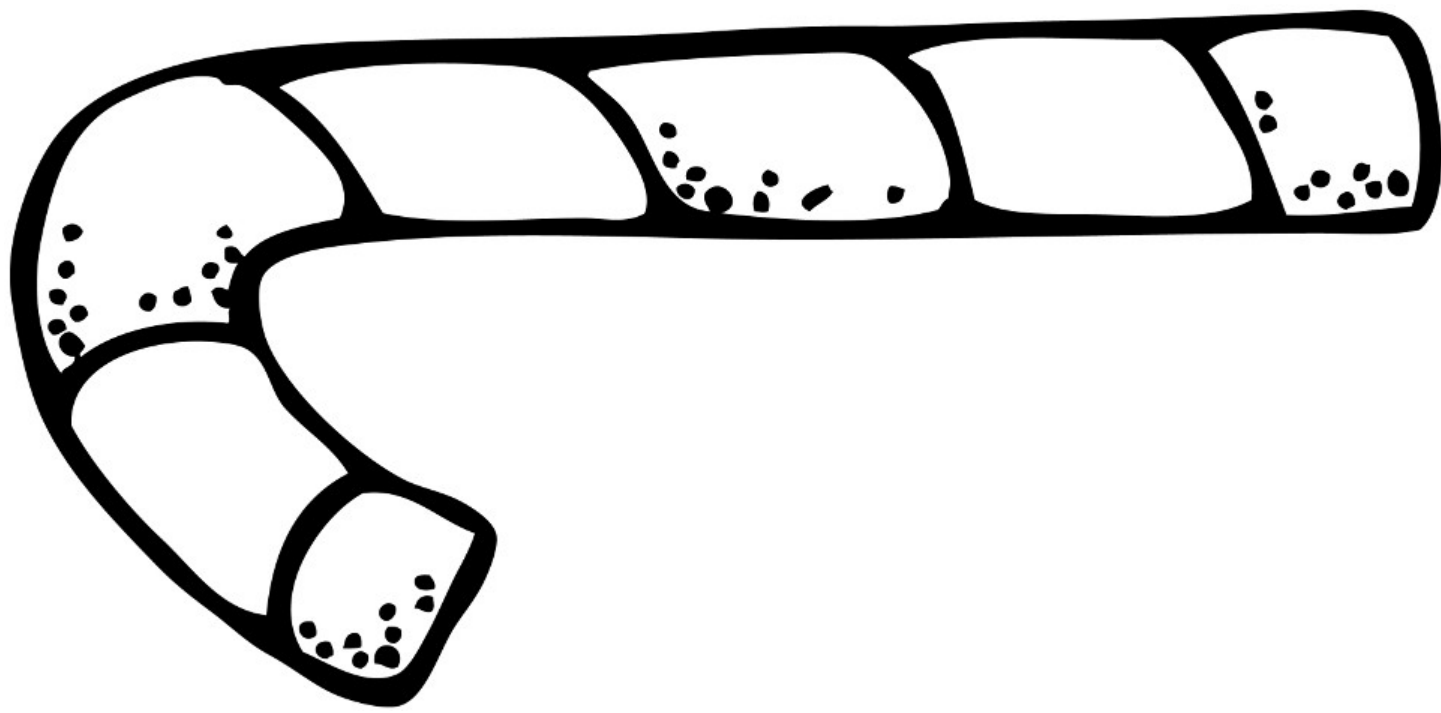


# Writing


## candle



Write a sentence about candle.



C is for  
candy cane.




H I L L Y

It is for  
You.


S S

s is for  
stocking




# W A

W is for  
wreath.




Bb

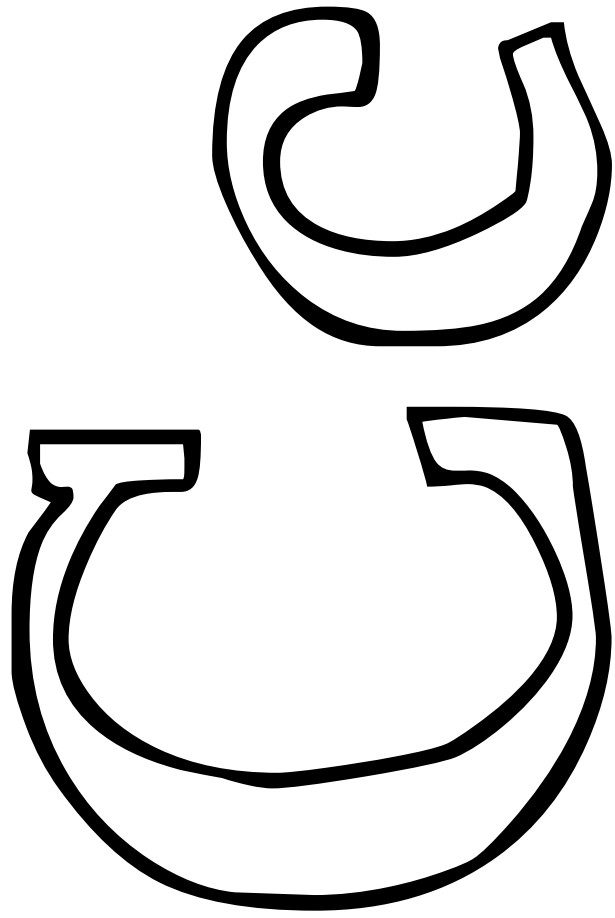
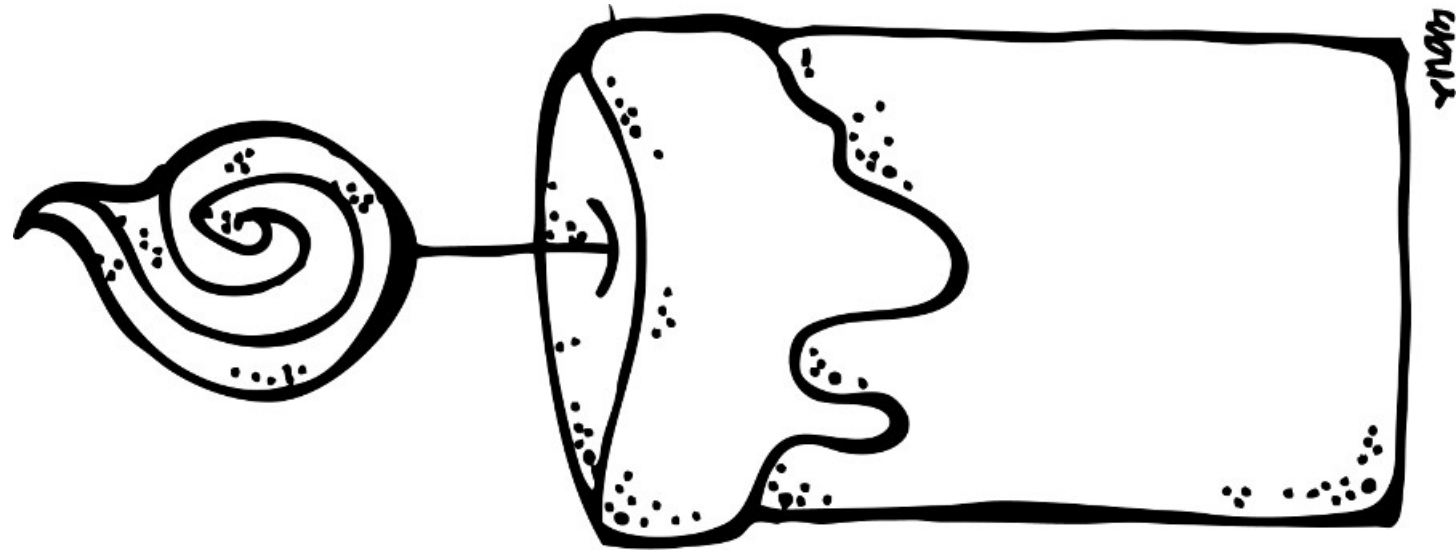
B is for  
bell.



LIGHT

L is for  
light.






c is for  
candle.



# Ww



Color all the letter Ww's.

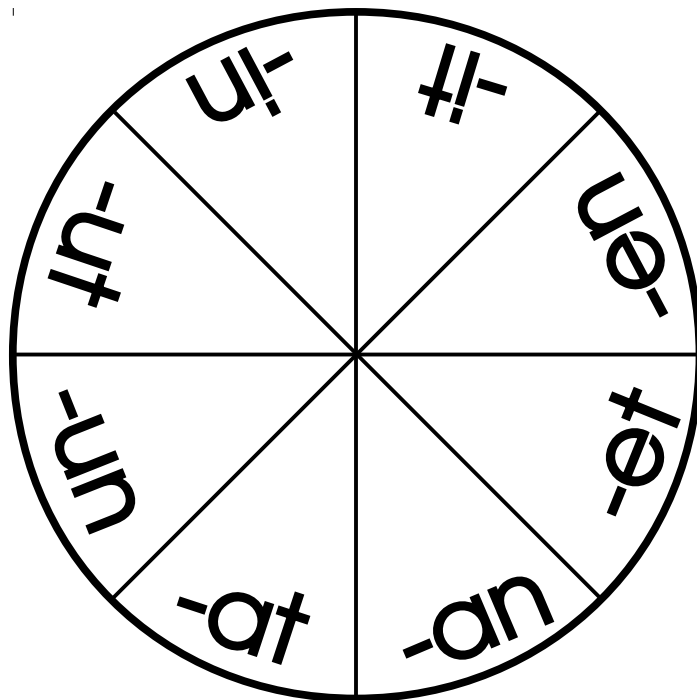
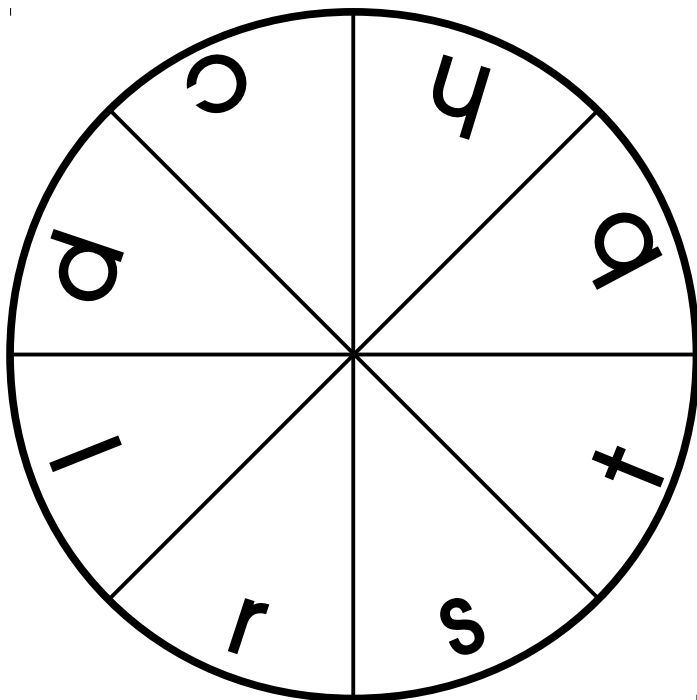




# Elves Making Words



Help the Elves makes some words. Use a pencil and paperclip to make your spinner. Spin once for the single letter and once for the ending. Write the word created and circle yes for a real word and no for a nonsense word.



1. \_\_\_\_\_ Yes – No      6. \_\_\_\_\_ Yes – No

2. \_\_\_\_\_ Yes – No      7. \_\_\_\_\_ Yes – No


3. \_\_\_\_\_ Yes – No      8. \_\_\_\_\_ Yes – No

4. \_\_\_\_\_ Yes – No      9. \_\_\_\_\_ Yes – No

5. \_\_\_\_\_ Yes - No      10. \_\_\_\_\_ Yes - No



# Elf Math



Help the Elves with their math. Use a pencil and paperclip to make your spinner. Spin twice for the numbers to add.

$$\underline{\quad} + \underline{\quad} = \underline{\quad}$$

$$\underline{\quad} + \underline{\quad} = \underline{\quad}$$

$$\underline{\quad} + \underline{\quad} = \underline{\quad}$$

$$\underline{\quad} + \underline{\quad} = \underline{\quad}$$

$$\underline{\quad} + \underline{\quad} = \underline{\quad}$$

$$\underline{\quad} + \underline{\quad} = \underline{\quad}$$

$$\underline{\quad} + \underline{\quad} = \underline{\quad}$$

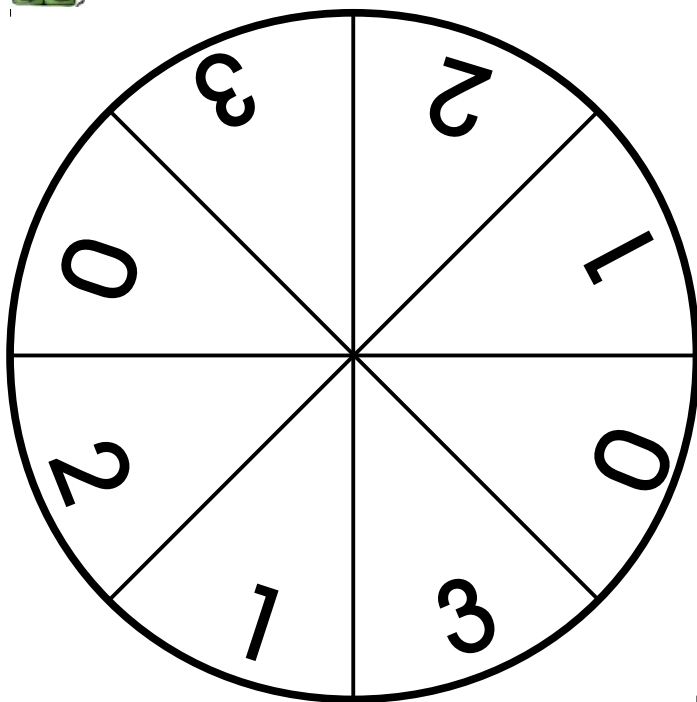
$$\underline{\quad} + \underline{\quad} = \underline{\quad}$$

$$\underline{\quad} + \underline{\quad} = \underline{\quad}$$

$$\underline{\quad} + \underline{\quad} = \underline{\quad}$$



# Elf Math



Help the Elves with their math. Use a pencil and paperclip to make your spinner. Spin twice for the numbers to add.

$$\underline{\quad} + \underline{\quad} = \underline{\quad}$$

$$\underline{\quad} + \underline{\quad} = \underline{\quad}$$

$$\underline{\quad} + \underline{\quad} = \underline{\quad}$$

$$\underline{\quad} + \underline{\quad} = \underline{\quad}$$

$$\underline{\quad} + \underline{\quad} = \underline{\quad}$$

$$\underline{\quad} + \underline{\quad} = \underline{\quad}$$

$$\underline{\quad} + \underline{\quad} = \underline{\quad}$$

$$\underline{\quad} + \underline{\quad} = \underline{\quad}$$

$$\underline{\quad} + \underline{\quad} = \underline{\quad}$$

$$\underline{\quad} + \underline{\quad} = \underline{\quad}$$

# Stocking Color by Subtraction

Color the stocking by what the subtraction comes to.

*Created by Cassie @ 3Dinosaurs.com*

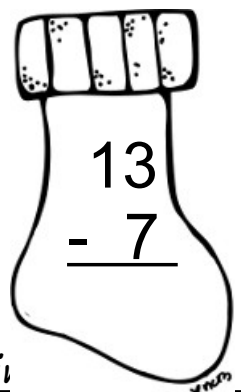
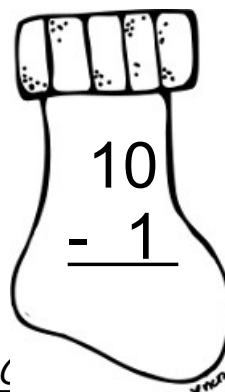

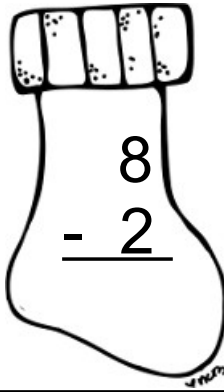


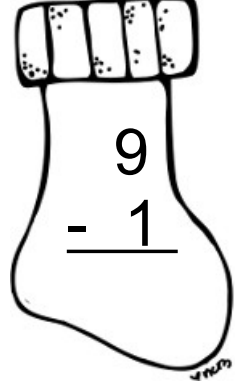
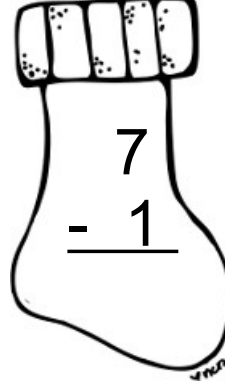



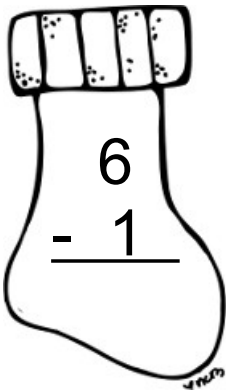
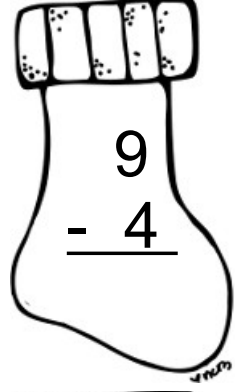
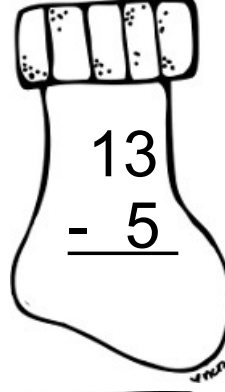
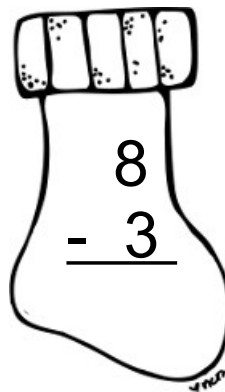
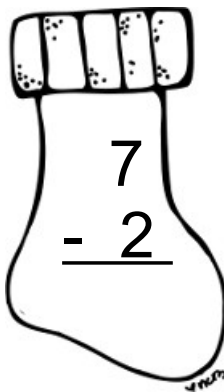

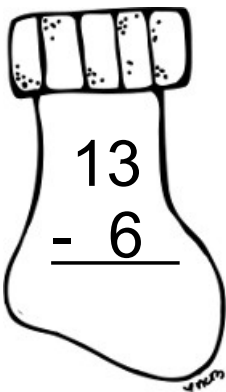
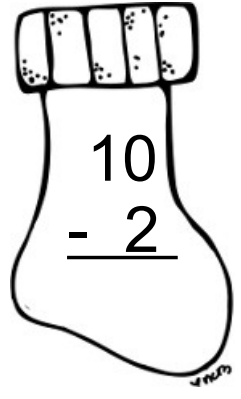
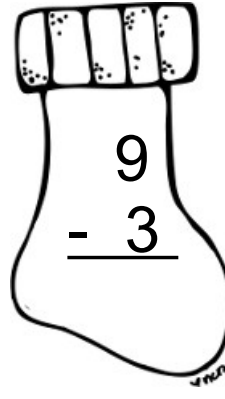

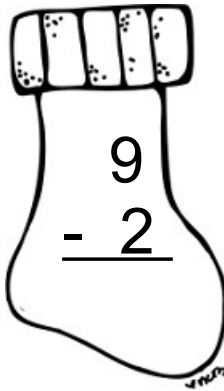
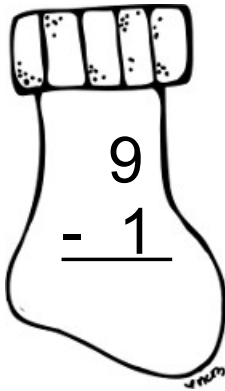
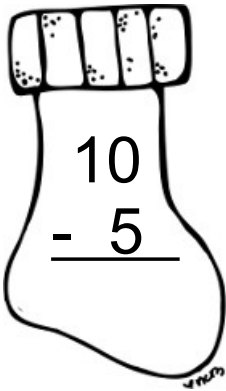
9 – green

8 – red

7 – blue

6 – yellow

5 – purple



# Color The Word Families Lights

Color the lights based on the word family they belong to.


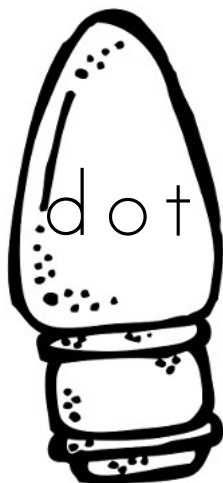
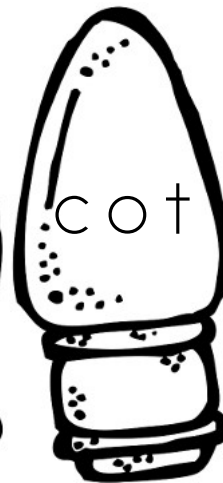


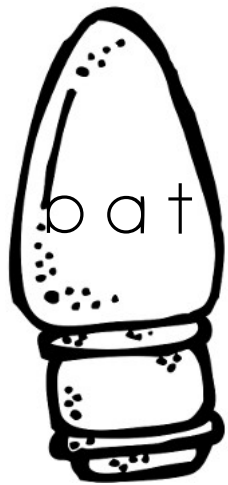
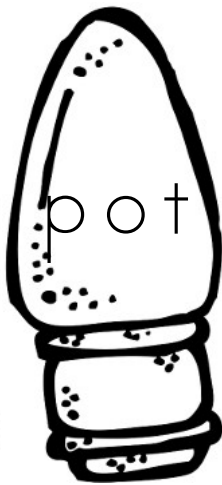


-at – green

-et – yellow

-ut – red

-it – blue

-ot - orange



# Color the Digraph Cookies

Color the cookies based on the digraphs on the cookies.

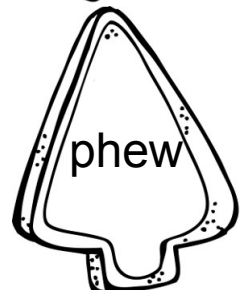
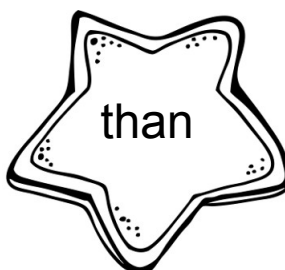
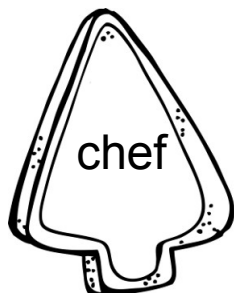
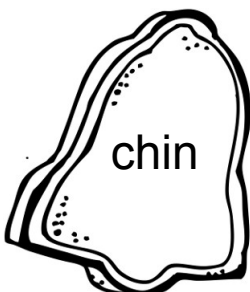

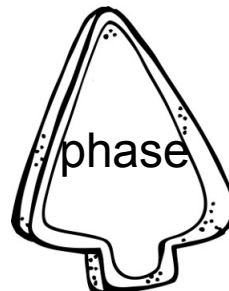
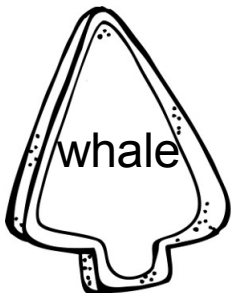
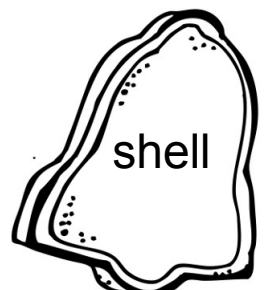
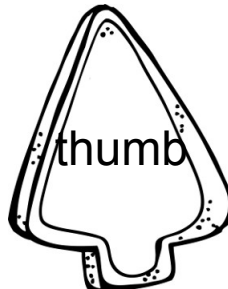
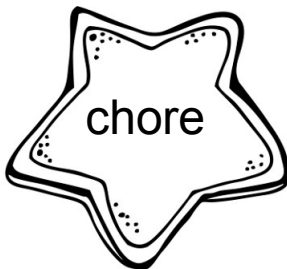
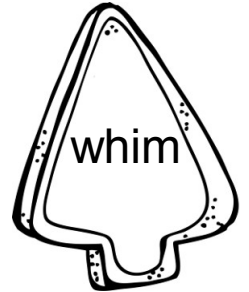
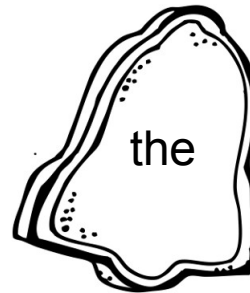
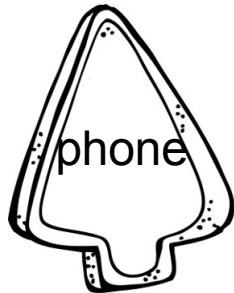

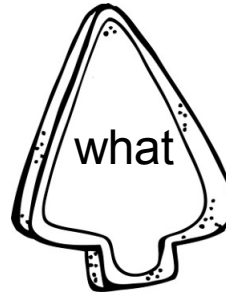
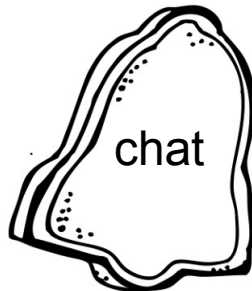
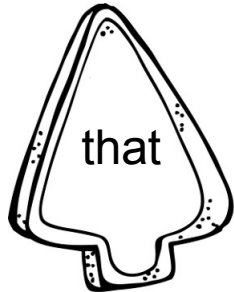
th – green

sh – yellow


ch – red

ph – blue

wh – orange




# List Writing paper




Name: \_\_\_\_\_




# List Writing paper




# Stocking Writing Paper



# Stocking Writing Paper





# Describe the Bell

What words would you use to describe a bell?

1. \_\_\_\_\_

6. \_\_\_\_\_

2. \_\_\_\_\_

7. \_\_\_\_\_

3. \_\_\_\_\_

8. \_\_\_\_\_

4. \_\_\_\_\_


9. \_\_\_\_\_

5. \_\_\_\_\_

10. \_\_\_\_\_

# Writing

Write 3 sentences using some of the words that describe a bell.





# Describe the Stocking

What words would you use to describe a stocking?

1. \_\_\_\_\_

6. \_\_\_\_\_

2. \_\_\_\_\_

7. \_\_\_\_\_

3. \_\_\_\_\_

8. \_\_\_\_\_

4. \_\_\_\_\_

9. \_\_\_\_\_

5. \_\_\_\_\_

10. \_\_\_\_\_

# Writing

Write 3 sentences using some of the words that describe a stocking.



# Describe the Wreath



What words would you use to describe a wreath?

1. \_\_\_\_\_

6. \_\_\_\_\_

2. \_\_\_\_\_

7. \_\_\_\_\_

3. \_\_\_\_\_

8. \_\_\_\_\_

4. \_\_\_\_\_

9. \_\_\_\_\_

5. \_\_\_\_\_


10. \_\_\_\_\_



# Writing

Write 3 sentences using some of the words that describe a wreath.





# Describe the Holly

What words would you use to describe a holly?

1. \_\_\_\_\_

6. \_\_\_\_\_

2. \_\_\_\_\_

7. \_\_\_\_\_

3. \_\_\_\_\_

8. \_\_\_\_\_

4. \_\_\_\_\_


9. \_\_\_\_\_

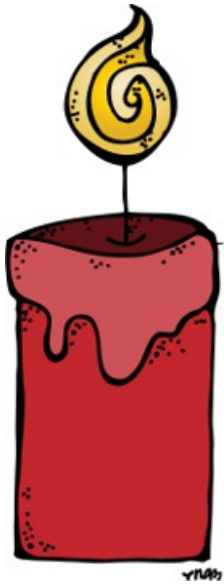
5. \_\_\_\_\_

10. \_\_\_\_\_

# Writing

Write 3 sentences using some of the words that describe the holly.





# Describe the Candle

What words would you use to describe a candle?

1. \_\_\_\_\_

6. \_\_\_\_\_

2. \_\_\_\_\_

7. \_\_\_\_\_

3. \_\_\_\_\_

8. \_\_\_\_\_

4. \_\_\_\_\_

9. \_\_\_\_\_

5. \_\_\_\_\_

10. \_\_\_\_\_

# Writing

Write 3 sentences using some of the words that describe the candle.





# Describe Santa

What words would you use to describe Santa?

1. \_\_\_\_\_

6. \_\_\_\_\_

2. \_\_\_\_\_

7. \_\_\_\_\_

3. \_\_\_\_\_

8. \_\_\_\_\_

4. \_\_\_\_\_

9. \_\_\_\_\_

5. \_\_\_\_\_

10. \_\_\_\_\_

# Writing

Write 3 sentences using some of the words that describe Santa.





# Describe the Light

What words would you use to describe a light?

1. \_\_\_\_\_

6. \_\_\_\_\_

2. \_\_\_\_\_

7. \_\_\_\_\_

3. \_\_\_\_\_

8. \_\_\_\_\_

4. \_\_\_\_\_

9. \_\_\_\_\_

5. \_\_\_\_\_

10. \_\_\_\_\_




# Writing

Write 3 sentences using some of the words that describe the lights.



# Describe the Gingerbread Man



What words would you use to describe a gingerbread man?

1. \_\_\_\_\_

6. \_\_\_\_\_

2. \_\_\_\_\_

7. \_\_\_\_\_

3. \_\_\_\_\_

8. \_\_\_\_\_

4. \_\_\_\_\_


9. \_\_\_\_\_

5. \_\_\_\_\_

10. \_\_\_\_\_

# Writing

Write 3 sentences using some of the words that describe a gingerbread man.





# Describe the Christmas Tree

What words would you use to describe a Christmas tree?

1. \_\_\_\_\_

6. \_\_\_\_\_

2. \_\_\_\_\_

7. \_\_\_\_\_

3. \_\_\_\_\_

8. \_\_\_\_\_

4. \_\_\_\_\_

9. \_\_\_\_\_

5. \_\_\_\_\_

10. \_\_\_\_\_


# Writing

Write 3 sentences using some of the words that describe a Christmas tree.



# Label the Christmas Tree

Cut out the words below and label the Christmas tree.



Created by Cassie @ 3Dinosaurs.com

star

tree


candy cane

presents

ornament

# Label Santa

Cut out the words below and label Santa.



Created by Cassie @ 3Dinosaurs.com

hat

gloves

boots

beard

coat