



# Christmas Toob Pack Part 1

Thanks for stopping by and downloading my Christmas Mini Pack. Be sure to download Part 2 & Tot Pack.

These printables are provided *FREE* of charge. Please do share my printables. But please remember that all of my printables are for personal use. You cannot claim these printables or sell them as your own. All the printables and pictures are the property of 3 Dinosaurs.

#### Please DO

- Download the files to your computers and print them off for personal use.
- Direct people to the blog or site when sharing with others.
- Give proper credit back to 3 Dinosaurs when blogging about our files.

#### You May Not

- Link directly to the pdf file.
- Alter my files in any way.
- Store them on your website in any format.
- Seek to use these to drive traffic to your site or sell them in any way.
- Print off and sell them to others.

Thanks!

3Dinosaurs.com

Please remember this is about being Honest.

I reserve the right to change this policy at any time.

Please read the [Terms of Use](#). If you have any questions please let me know.



Graphics: Purchased from [Scrappin Doodles](#) & [Melonheadz Illustrations](#)

# Christmas Toob Pack Index

## Part 1

3-6 – 3 Part Cards  
7-8 – Blank Cards  
9 - Which One Is Different  
10 - What Comes Next?  
11-12 – Matching Cards  
13-20 – Writing Sentences  
21-28 – Trace and Color  
29 – Christmas Sorting  
30-31 – No picture Wall Cards  
32-33 – Wall cards  
34-37 – Writing Beginning Sound  
38-39 – Tracing the Word  
40-41 – Write the Word  
42-43 – Begging Sound

## Part 2

3 – Fill in the Missing Pattern  
4-5 - Answer the Questions  
6-7 – Stamping Pages  
8-11 – Letter Tiles Halloween Words



**Santa**



**sleigh**



**Christmas tree**



**snowman**



**Santa**



**sleigh**



**Christmas tree**



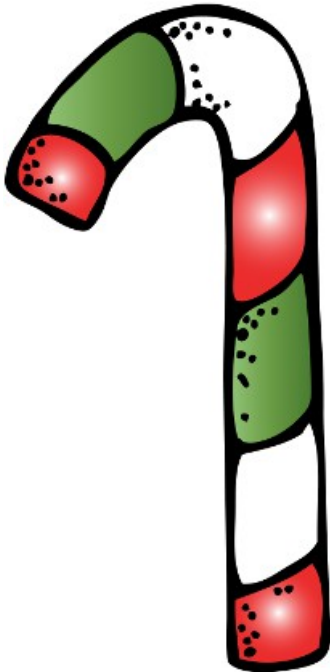
**snowman**




**presents**



**stocking**



**candy cane**



**ornament**

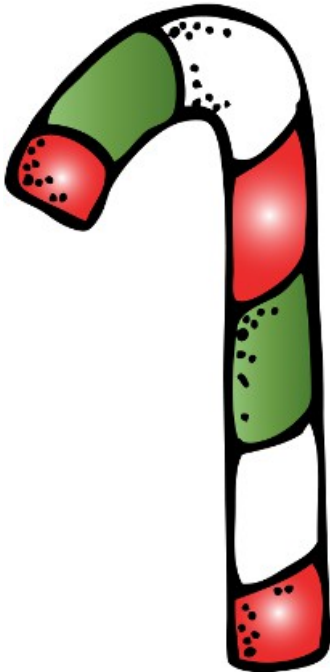





**presents**



**stocking**



**candy cane**



**ornament**

**Santa**

**sleigh**

**Christmas tree**

**snowman**

**presents**

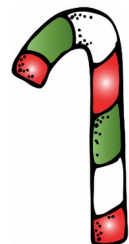
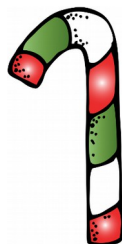

**stocking**

**candy cane**






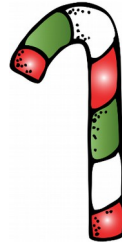
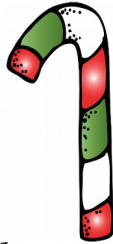
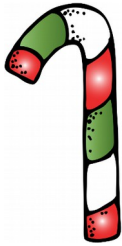
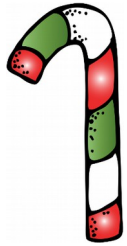


**ornament**

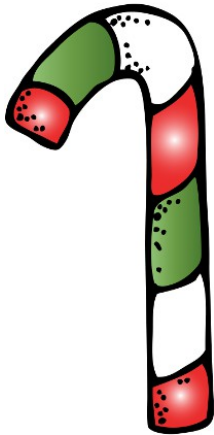



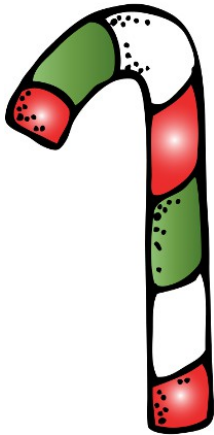

# Which One is Different?



# What comes Next?







# Writing


## Santa



Write a sentence about Santa.

# Writing

## sleigh



Write a sentence about a sleigh.



# Writing

## snowman



Write a sentence about snowman.

# Writing

## presents



Write a sentence about presents.

# Writing

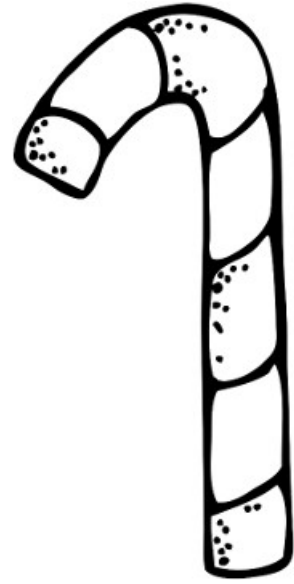
## stocking



Write a sentence about a stocking.

# Writing

## candy cane



Write a sentence about a candy cane.

# Writing

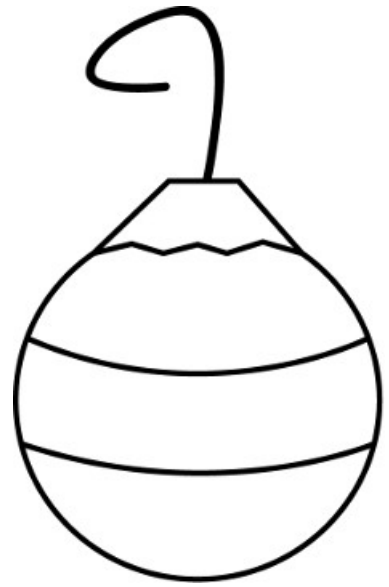
## Christmas Tree



Write a sentence about a Christmas Tree.

# Writing

## ornament




Write a sentence about a ornament.




S S

s is for  
Santa.

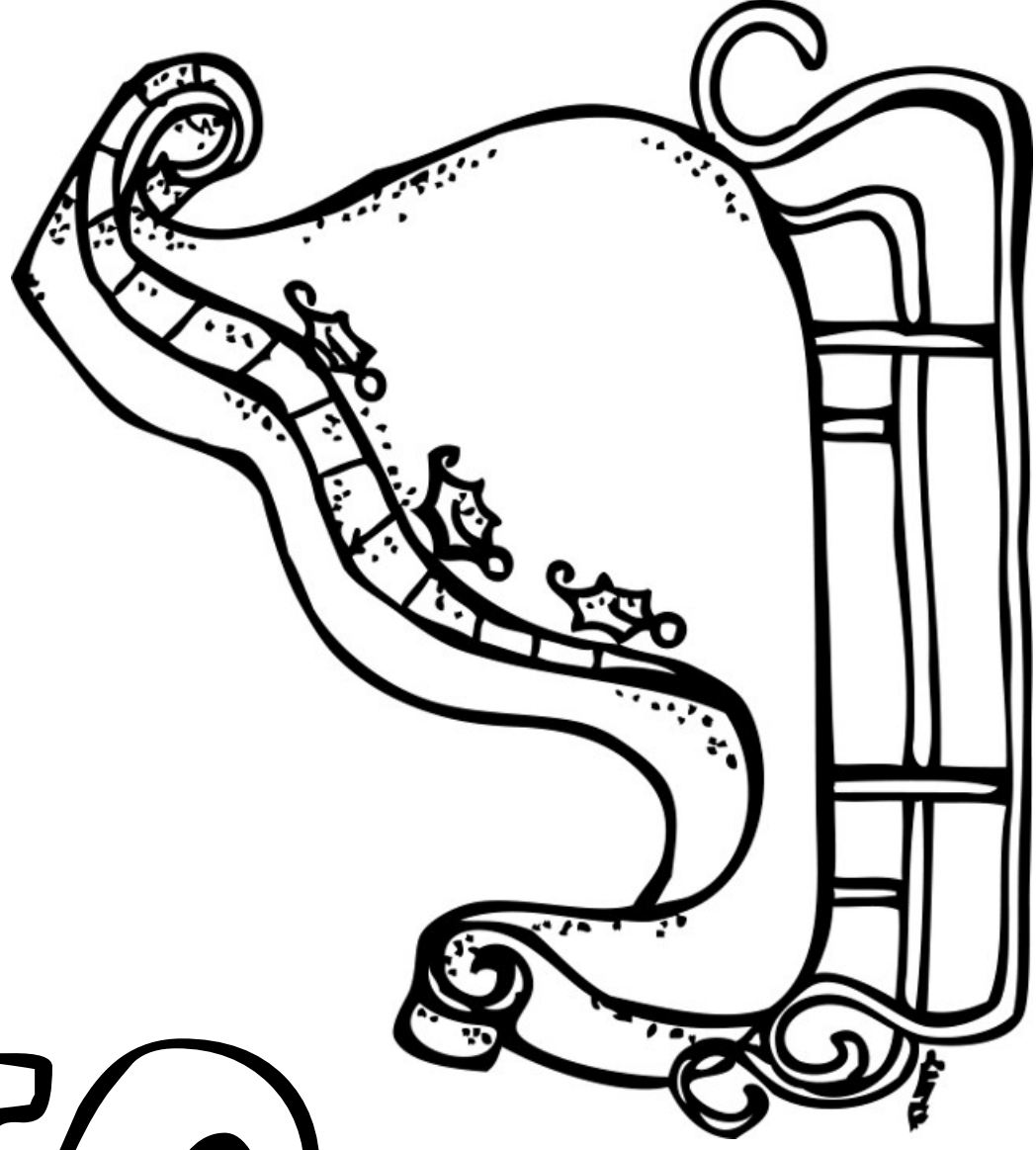


S S

s is for  
snowman.



S S



s is for  
sleigh

P


I

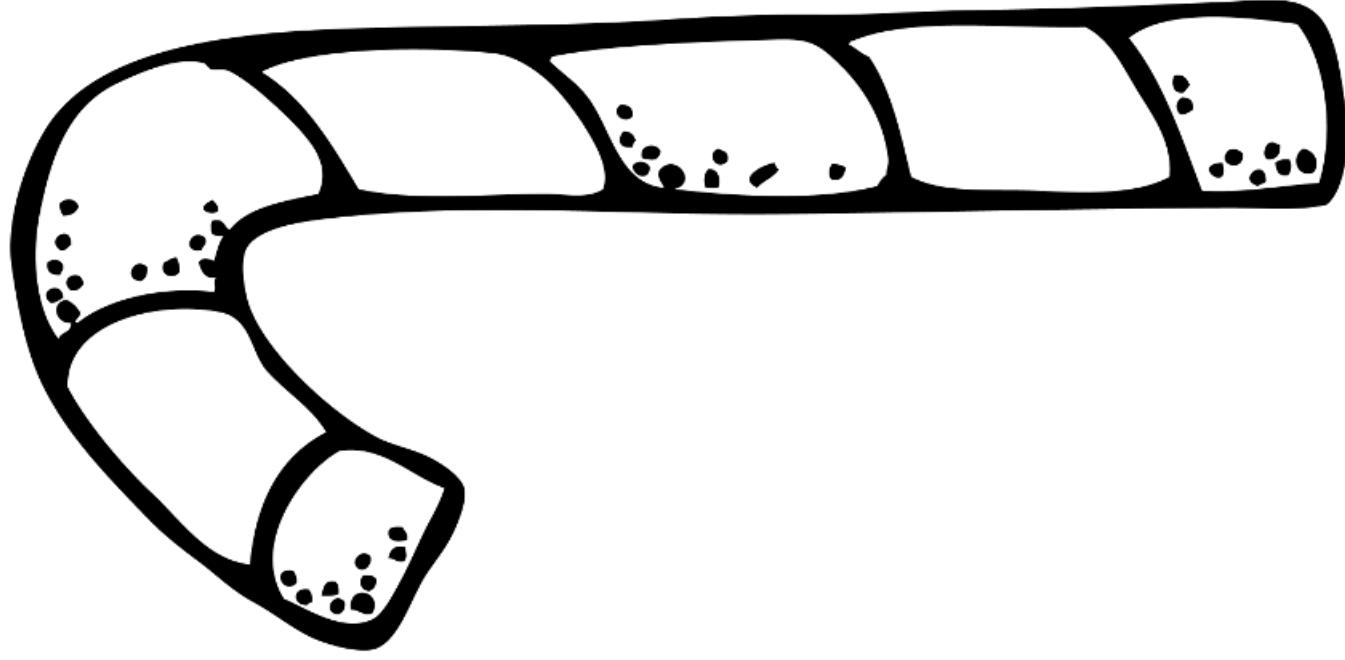
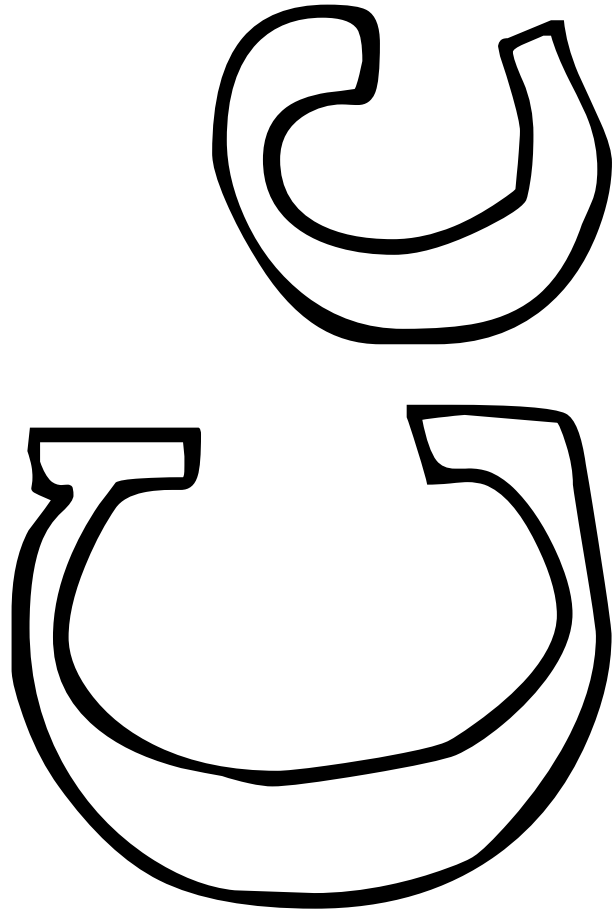


P is for  
present.

S S

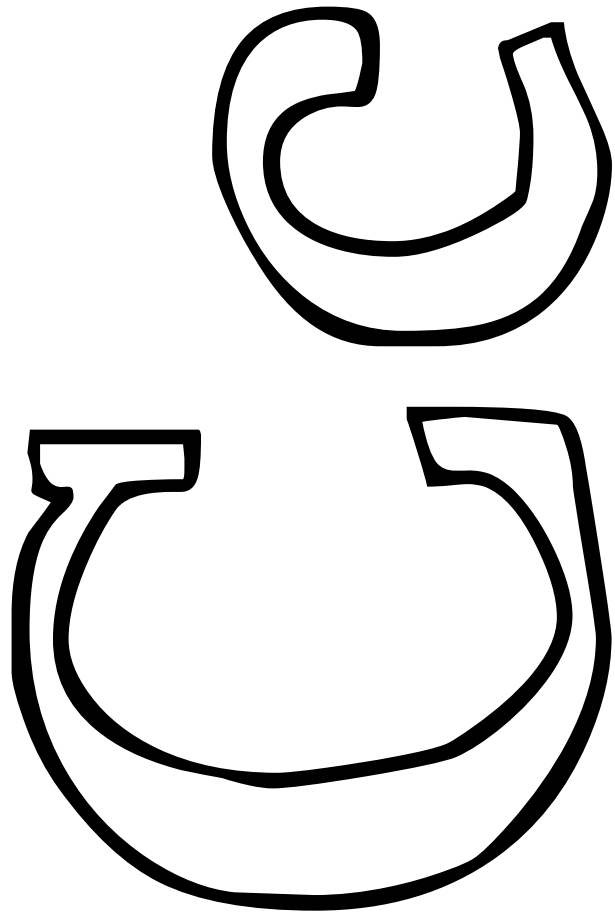

s is for  
stocking



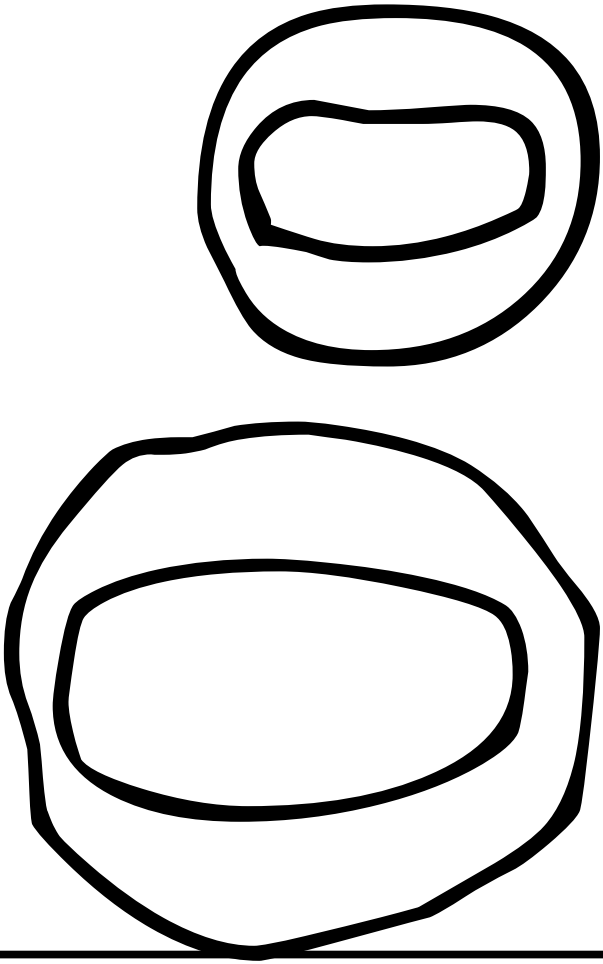


C is for  
candy cane.

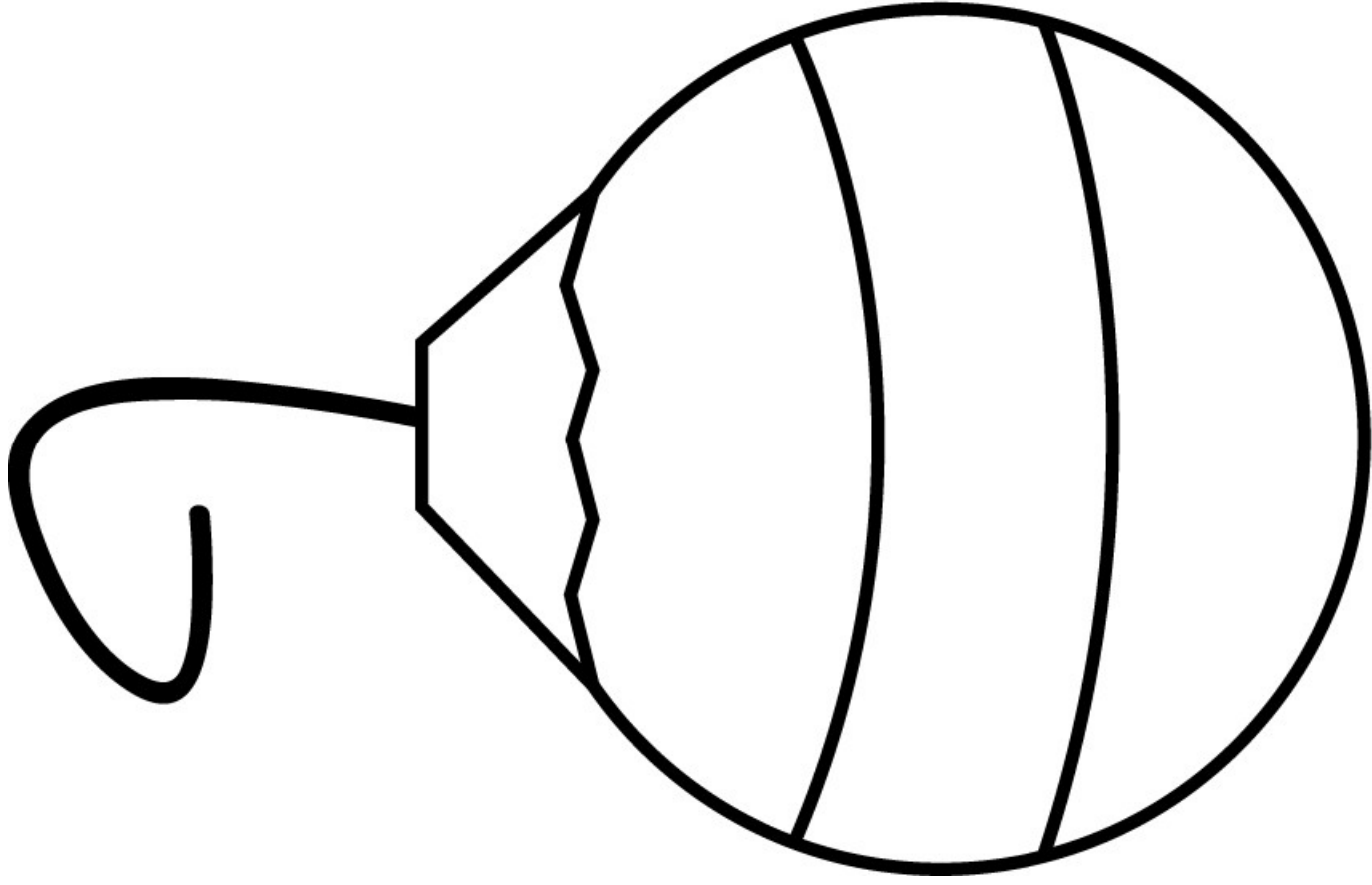




C is for  
Christmas  
tree.



O is for  
ornament.



# Christmas Sorting

2D Objects

3D Objects

Cut out the items below and sort them.



	Santa
	sleigh
	Christmas tree
	snowman
	presents
	Created by Cassie @ 3Dinosaurs.com

	stocking
	candy cane
	ornament



Santa



sleigh



Christmas tree



snowman



presents



S S S S S S S



S S S S S S S



C C C C C C C



S S S S S S S



p p p p p p p

Created by Cassie @ 3Dinosaurs.com



Ss Ss Ss Ss



Ss Ss Ss Ss



Cc Cc Cc Cc



Ss Ss Ss Ss



Pp Pp Pp Pp

Created by Cassie @ 3Dinosaurs.com





Santa



sleigh



Christmas tree



snowman




presents



Handwriting practice lines for the first row, featuring a solid top line, a dashed middle line, and a solid bottom line.



Handwriting practice lines for the second row, featuring a solid top line, a dashed middle line, and a solid bottom line.



Handwriting practice lines for the third row, featuring a solid top line, a dashed middle line, and a solid bottom line.



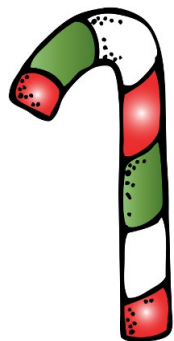
Handwriting practice lines for the fourth row, featuring a solid top line, a dashed middle line, and a solid bottom line.




Handwriting practice lines for the fifth row, featuring a solid top line, a dashed middle line, and a solid bottom line.



stocking



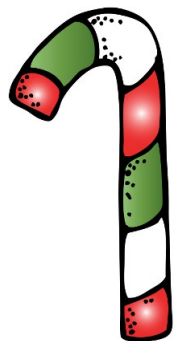
candy cane




ornament



S S S S S S S



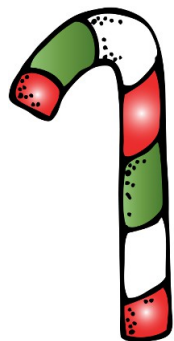
C C C C C C C




O O O O O O O



Ss Ss Ss Ss



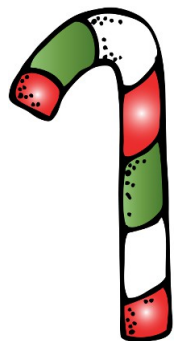
Cc Cc Cc Cc




Oo Oo Oo Oo



stocking



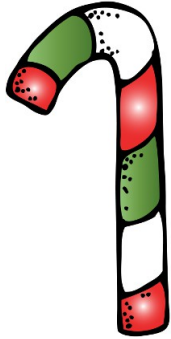
candy cane




ornament



Handwriting practice lines (solid top and bottom, dashed middle) for the first row.



Handwriting practice lines (solid top and bottom, dashed middle) for the second row.



Handwriting practice lines (solid top and bottom, dashed middle) for the third row.

Handwriting practice lines (solid top and bottom, dashed middle) for the fourth row.

Handwriting practice lines (solid top and bottom, dashed middle) for the fifth row.



T

S

A



S

H

E



S

T

C



N

W

S

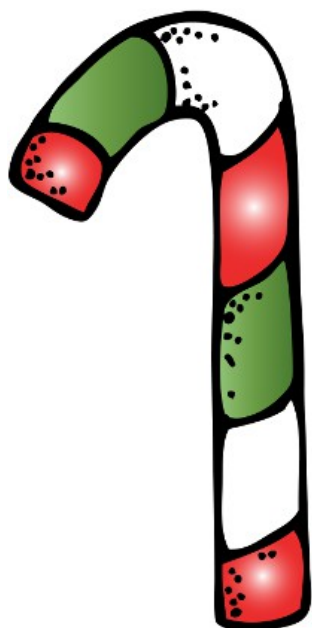




T	P	R
---	---	---



S	T	K
---	---	---



N	D	C
---	---	---



N	E	O
---	---	---