



Community Helpers Pack Part 4

Thanks for stopping by and downloading my Community Helpers Pack. Be sure to download Part 1, 2, 3 & Tot Pack.

These printables are provided *FREE* of charge. Please do share my printables. But please remember that all of my printables are for personal use. You cannot claim these printables or sell them as your own. All the printables and pictures are the property of 3 Dinosaurs.

Please DO

- Download the files to your computers and print them off for personal use.
- Direct people to the blog or site when sharing with others.
- Give proper credit back to 3 Dinosaurs when blogging about our files.

You May Not

- Link directly to the pdf file.
- Alter my files in any way.
- Store them on your website in any format.
- Seek to use these to drive traffic to your site or sell them in any way.
- Print off and sell them to others.

Please remember this is about being Honest.

I reserve the right to change this policy at any time.

Please read the [Terms of Use](#). If you have any questions please let me know.

Thanks!

3Dinosaurs.com



Graphics: Purchased from [Melonheadz Illustrations](#)



Community Helper Pack Index

Part 1

3-10 – Large 3 Part Cards
 11 - Which One Is Different
 12 - What Comes Next?
 13-15 - Prewriting Practice
 16-17 – Pattern Cards
 18-20 – Matching Cards
 21-28 – 4 Piece Puzzles
 29-44 – 10 Piece Puzzles
 45-60 – Trace The Begging Letter & Word

Part 2

3-6 – Beginning Sounds
 7- Sorting
 8-11 - Wall Cards
 12-19 – Trace Beginning Sounds
 20-23 – Trace the Word
 24-27 – Write the Word
 28-29 – Size sorting
 30-45 – Write a Sentence
 46-61 – Trace & Color

Part 3

3-18 – Describe the Community Helper
 19-34 - Acrostic Poems
 35-36 – Label Beginning Sounds
 37 – Color by Size
 38-39 – Count & Graph
 40-48 – Easy to Read Community Helper Book
 49-57 – Community Helper Book

Part 4

3 – Color the pattern
 4-5 – Fill in the Missing Patterns
 6-7 – CVC Rhyming Words Writing
 8-11 – Roll & Cover Math (Addition, Addition +5, Subtract 1, Multiplication)
 12 – Cover the ABCs
 13-24 – Write Beginning Sound Words

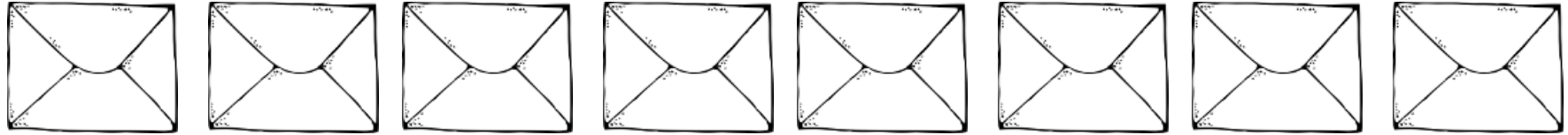
Tot Pack

3-8 - Solid Line Prewriting
 9-14 - Dashed Line Prewriting
 15-16 – Which One is Different
 17-20 – 2 Piece Puzzles
 21-23 – Color the Mailbox
 25-26 – Matching Cards
 27 – 9 Piece Puzzle
 28-31 – Matching pages
 32-33 – Shape Tracing
 34-49 – Dot the Letter for all the community helpers

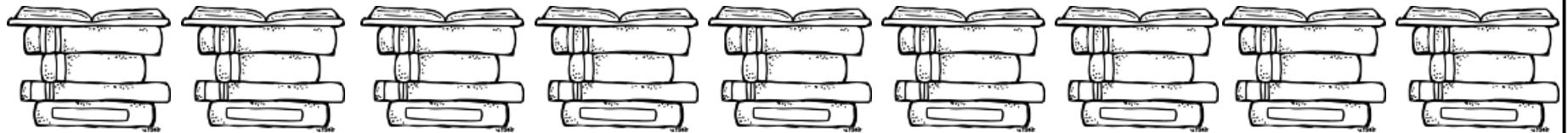
Color The Patterns

Color in an ABB pattern.

Name: _____



Color in an BC pattern.



Color in an AAC pattern.












Color in an BCA pattern.




Fill in the missing patterns.


Created by Cassie @ 3Dinosaurs.com




Fill in the missing patterns.


Created by Cassie @ 3Dinosaurs.com




























































Help the Community Helper Make Rhyming Words

Help the community helpers find more words that rhyme with the word they have.



1. _____
2. _____
3. _____
4. _____



1. _____
2. _____
3. _____
4. _____



1. _____
2. _____
3. _____
4. _____



1. _____
2. _____
3. _____
4. _____

Help the Community Helper Make Rhyming Words

Help the community helpers find more words that rhyme with the word they have.



1. _____
2. _____
3. _____
4. _____



1. _____
2. _____
3. _____
4. _____



1. _____
2. _____
3. _____
4. _____

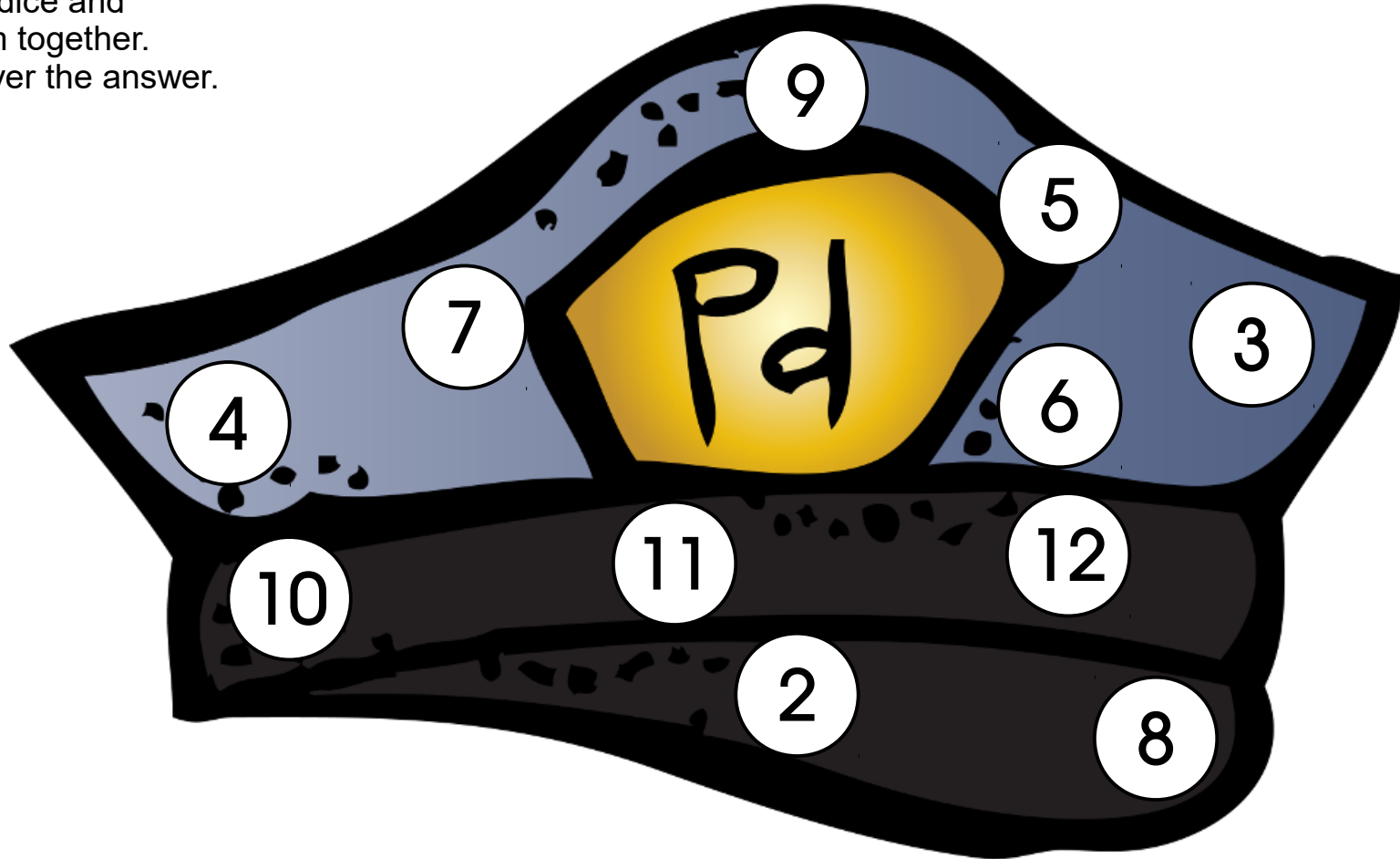


1. _____
2. _____
3. _____
4. _____

Roll & Cover Police Hat

How to Play:


Roll two dice and
add them together.
Then cover the answer.



Roll & Cover Sledding & Add 5

How to Play:

Roll two dice and add them together. Take the total and add 5 more and cover the answer.



$$\underline{\quad} + \underline{\quad} + 5 = \underline{\quad}$$

$$\underline{\quad} + \underline{\quad} + 5 = \underline{\quad}$$

$$\underline{\quad} + \underline{\quad} + 5 = \underline{\quad}$$

$$\underline{\quad} + \underline{\quad} + 5 = \underline{\quad}$$

$$\underline{\quad} + \underline{\quad} + 5 = \underline{\quad}$$

$$\underline{\quad} + \underline{\quad} + 5 = \underline{\quad}$$

$$\underline{\quad} + \underline{\quad} + 5 = \underline{\quad}$$

$$\underline{\quad} + \underline{\quad} + 5 = \underline{\quad}$$

$$\underline{\quad} + \underline{\quad} + 5 = \underline{\quad}$$

$$\underline{\quad} + \underline{\quad} + 5 = \underline{\quad}$$

$$\underline{\quad} + \underline{\quad} + 5 = \underline{\quad}$$

$$\underline{\quad} + \underline{\quad} + 5 = \underline{\quad}$$

Roll & Cover Multiplication

How to Play:

Roll two dice and multiply them together and cover the answer. Record your answers below.

___ x ___ = ___

___ x ___ = ___

___ x ___ = ___

___ x ___ = ___

___ x ___ = ___

___ x ___ = ___

___ x ___ = ___

___ x ___ = ___

___ x ___ = ___

___ x ___ = ___

___ x ___ = ___

___ x ___ = ___

___ x ___ = ___


___ x ___ = ___

___ x ___ = ___

___ x ___ = ___

___ x ___ = ___


___ x ___ = ___



Roll & Cover Skeleton & Subtract 1

How to Play:

Roll two dice and
add then subtract one and
cover the answer.



$$\underline{\quad} + \underline{\quad} - 1 = \underline{\quad}$$

$$\underline{\quad} + \underline{\quad} - 1 = \underline{\quad}$$

$$\underline{\quad} + \underline{\quad} - 1 = \underline{\quad}$$

$$\underline{\quad} + \underline{\quad} - 1 = \underline{\quad}$$

$$\underline{\quad} + \underline{\quad} - 1 = \underline{\quad}$$

$$\underline{\quad} + \underline{\quad} - 1 = \underline{\quad}$$

$$\underline{\quad} + \underline{\quad} - 1 = \underline{\quad}$$

$$\underline{\quad} + \underline{\quad} - 1 = \underline{\quad}$$


$$\underline{\quad} + \underline{\quad} - 1 = \underline{\quad}$$

$$\underline{\quad} + \underline{\quad} - 1 = \underline{\quad}$$

$$\underline{\quad} + \underline{\quad} - 1 = \underline{\quad}$$



Help the Postal Work Find the Letters



Community Helpers Writing

Name: _____

Write words that start with the
same beginning sound as the
pictures below!

1. _____
2. _____
3. _____
4. _____
5. _____
6. _____
7. _____



Community Helpers Writing

Name: _____

Write words that start with the
same beginning sound as the
picture below!

1. _____
2. _____
3. _____
4. _____
5. _____
6. _____
7. _____



Community Helpers Writing

Name: _____

Write words that start with the
same beginning sound as the
picture below!



1. _____
2. _____
3. _____
4. _____
5. _____
6. _____
7. _____

Community Helpers Writing

Name: _____

Write words that start with the
same beginning sound as the
pictures below!

1. _____
2. _____
3. _____
4. _____
5. _____
6. _____
7. _____



Community Helpers Writing

Name: _____

Write words that start with the
same beginning sound as the
pictures below!

1. _____

2. _____

3. _____

4. _____

5. _____

6. _____

7. _____



Community Helpers Writing

Name: _____

Write words that start with the
same beginning sound as the
pictures below!

1. _____
2. _____
3. _____
4. _____
5. _____
6. _____
7. _____



Community Helpers Writing

Name: _____

Write words that start with the
same beginning sound as the
picture below!



Community Helpers Writing

Name: _____

Write words that start with the
same beginning sound as the
picture below!



1. _____
2. _____
3. _____
4. _____
5. _____
6. _____
7. _____

Community Helpers Writing

Name: _____

Write words that start with the
same beginning sound as the
picture below!



1. _____
2. _____
3. _____
4. _____
5. _____
6. _____
7. _____

Community Helpers Writing

Name: _____

Write words that start with the
same beginning sound as the
picture below!



1. _____
2. _____
3. _____
4. _____
5. _____
6. _____
7. _____

Community Helpers Writing

Name: _____

Write words that start with the
same beginning sound as the
picture below!



1. _____
2. _____
3. _____
4. _____
5. _____
6. _____
7. _____

Community Helpers Writing

Name: _____

Write words that start with the
same beginning sound as the
picture below!



1. _____
2. _____
3. _____
4. _____
5. _____
6. _____
7. _____