

Desert Tot Pack

Thanks for stopping by and downloading my Desert Pack. Be sure to download Part 1, 2, 3, & 4.

These printables are provided *FREE* of charge. Please do share my printables. But please remember that all of my printables are for personal use. You cannot claim these printables or sell them as your own. All the printables and pictures are the property of 3 Dinosaurs.

Please DO

- Download the files to your computers and print them off for personal use.
- Direct people to the blog or site when sharing with others.
- Give proper credit back to 3 Dinosaurs when blogging about our files.

You May Not

- Link directly to the pdf file.
- Alter my files in any way.
- Store them on your website in any format.
- Seek to use these to drive traffic to your site or sell them in any way.
- Print off and sell them to others.

Please remember this is about being Honest.

I reserve the right to change this policy at any time.

Please read the [Terms of Use](#). If you have any questions please let me know.



Thanks! 3Dinosaurs.com

Graphics: Purchased from [Melonheadz Illustrations](#)



Desert Pack Index

Part 1

3-6 – 3 Part cards
 7 - Which One Is Different
 8 - What Comes Next?
 9-11 - Prewriting Practice
 12 – Pattern Cards
 13-16 - Matching Cards
 17-24 – 4 Piece Puzzles
 26-33 – 10 Piece Puzzles
 34-37 – 1 to 15 Clip & Count Cards
 38-39 – Find the C & R
 40-41 – Trace the C & R
 43-43 – Color the C & R

Part 2

3-4 – Begging Sounds
 5-8 – Wall Cards
 9-16 – Trace Begging Sounds
 17-20 – Trace the Words
 21-24 – Write the Word
 25 – Size Sequencing
 26-27 – Size Sorting
 28-41 – Writing Sentences Desert
 42-55 – Trace & Color Desert

Part 4

3 - Color the Pattern
 4-5 – Fill in the Missing Pattern
 6-9 – Desert Animal Small Books
 10 – Making Blend Words
 11 – Number Line
 12 – Skip Counting Number Line
 13-15 – Write Words with same Begging Sound


Part 3

3 – Cactus Color by Size
 4 – Desert Sentence Writing
 5-6 Cactus writing paper (lines and guide lines)
 7 – Roll & Cover
 8 – Dot the ABCs
 9-14 – Hands on Math Pages (Addition, Subtraction, Greater Than/Less Than, Counting)
 15-18 – Roll & Count (1-5, 1-10, 1-20)
 19 – Desert Tally
 20-25 – Roll & Count Questions (Addition, Subtraction, Division)
 26-27 – Fill in the Missing Numbers
 28 – Coloring Even & Odd
 29 – Count & Color
 30-31 – Cactus Addition & Multiplication
 32-35 – Describe the Desert
 36-38 Acrostic Poems
 39 – Color the Short Vowel Words
 40-42 – Spinning Math (Adding, Subtraction & Multiplication)


Tot Pack

3-8 - Solid Line Prewriting
 9-14 - Dashed Line Prewriting
 15-16 – Which One is Different
 17-20 – 2 Piece Puzzles
 21-23 – Color the Cactus
 25-26 – Matching Cards
 27 – 9 Piece Puzzles
 28-31 – Desert Matching
 32-33 – Roll & Count
 24-25 – Shape Tracing
 36-37 – Dot the Letters C & R
 38 - Lacing Card
 39 – Color the Letter C






Prewriting Practice




Prewriting Practice





Prewriting Practice




Prewriting Practice






Prewriting Practice




Prewriting Practice



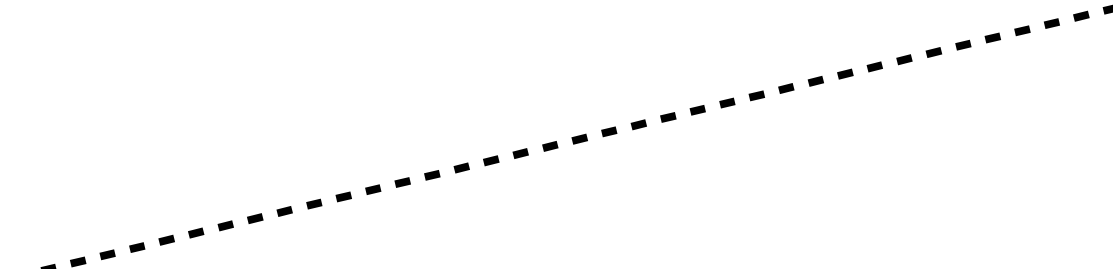

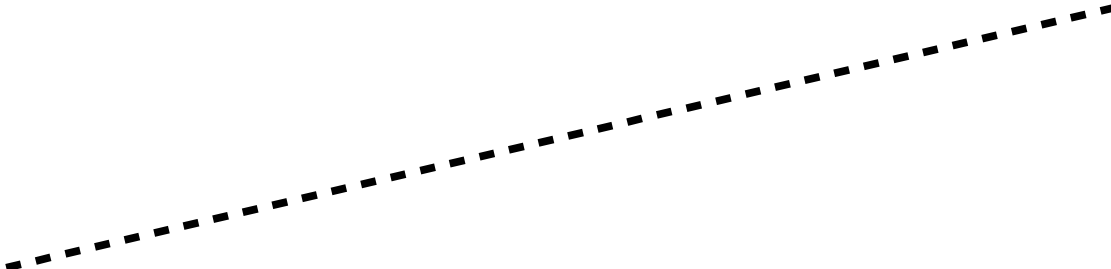


Prewriting Practice



Prewriting Practice




Prewriting Practice




Prewriting Practice










Prewriting Practice






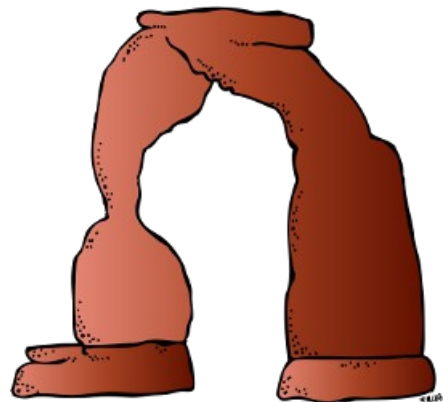

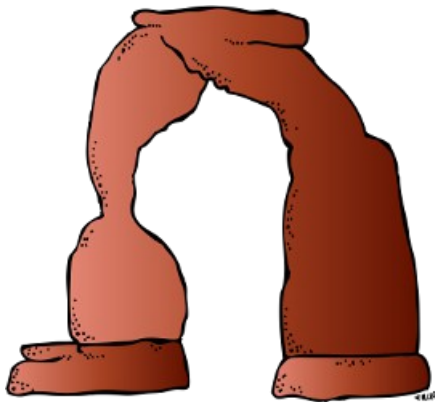

Prewriting Practice





Which One is Different?





Which One is Different?







Created by Cassie @ 3Dinosaurs.com

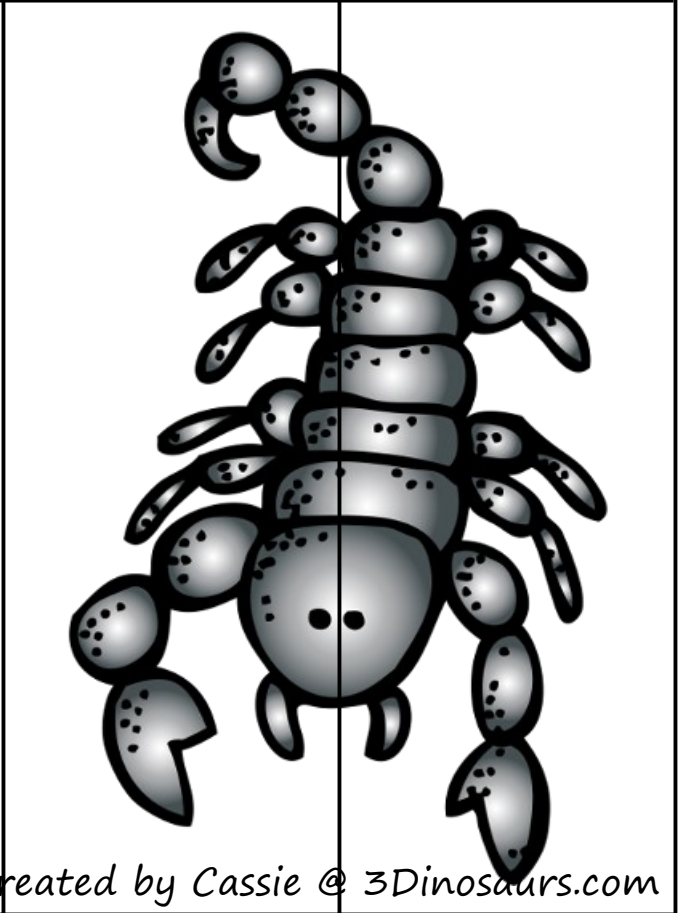
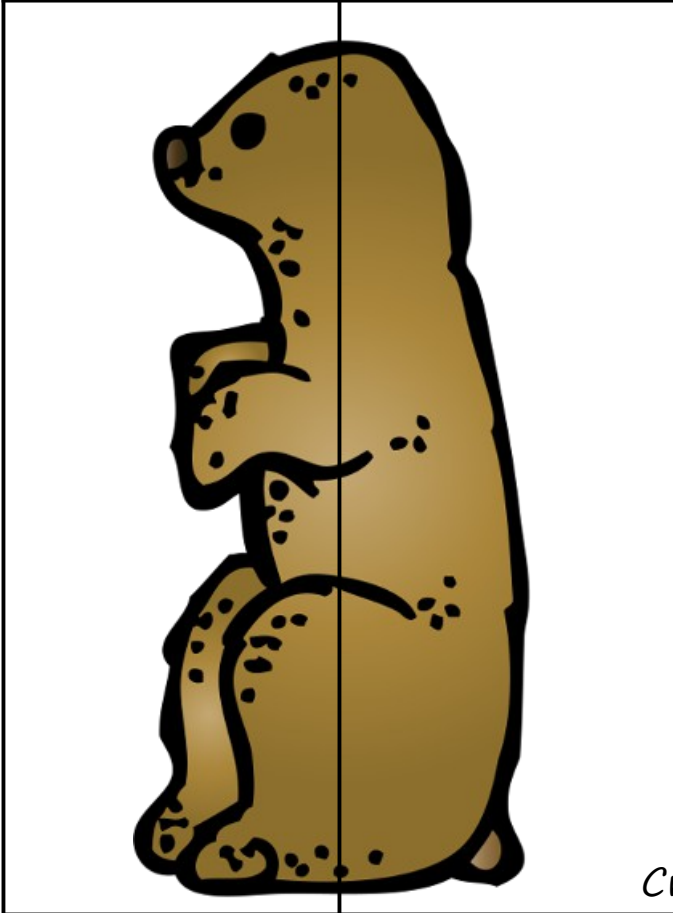


4/11/14

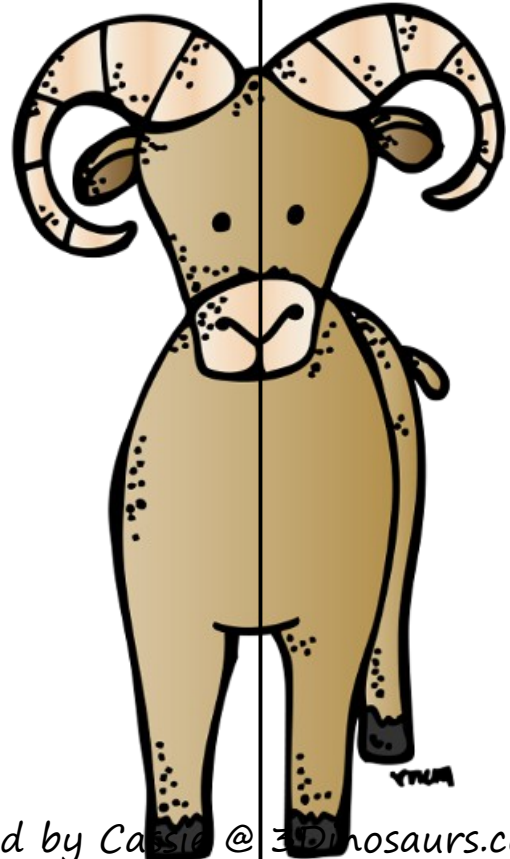

Created by Cassie @ 3Dinosaurs.com





Created by Cassie @ 3Dinosaurs.com



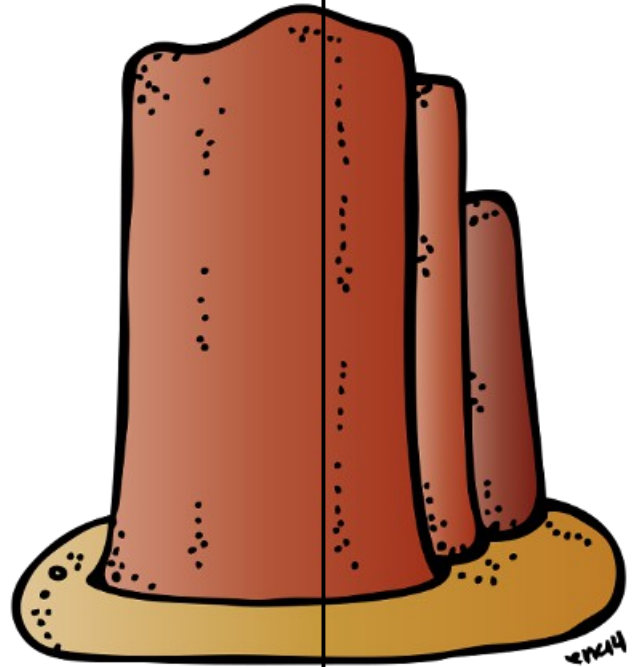

Created by Cassie @ 3Dinosaurs.com



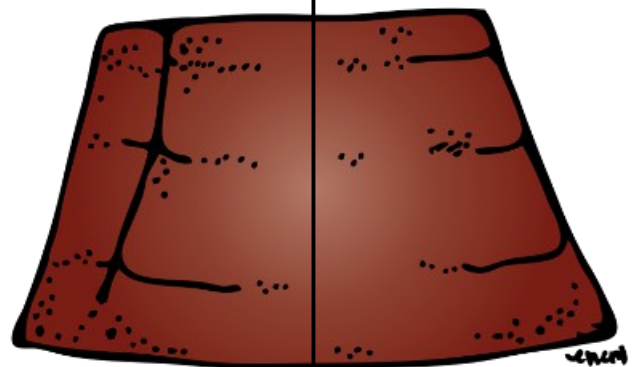
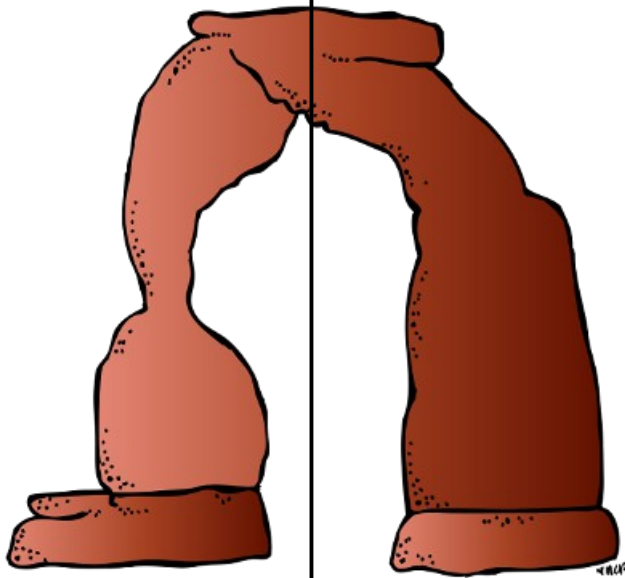
Created by Cassie @ 3Dinosaurs.com



Created by Cassie @ 3Dinosaurs.com




Created by Cassie @ 3Dinosaurs.com

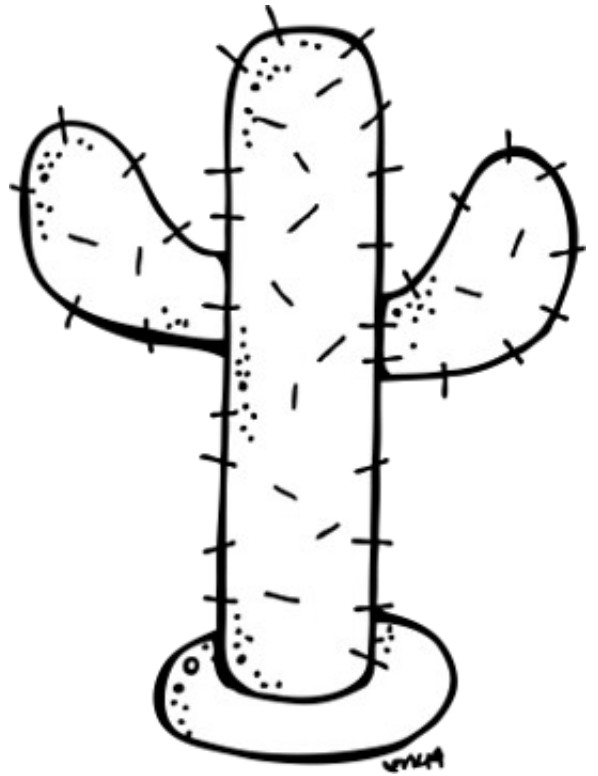


Created by Cassie @ 3Dinosaurs.com

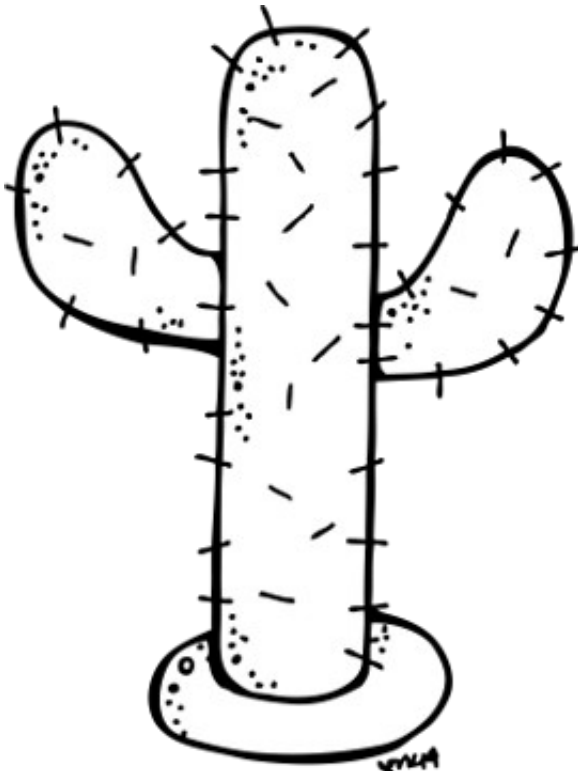
Color the Cactus



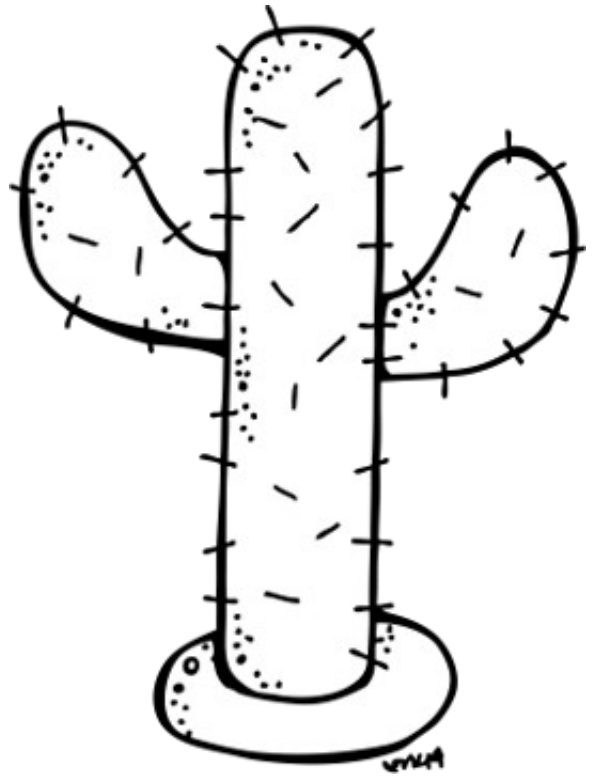
3Dinosaurs.com



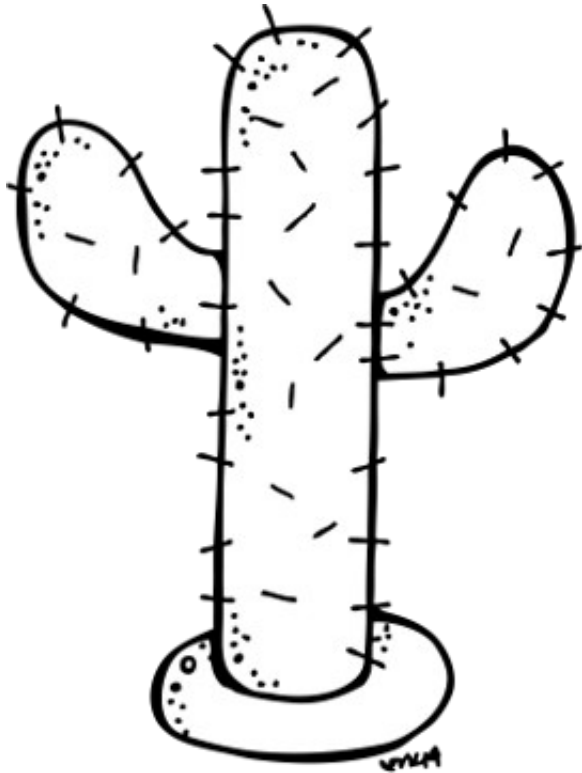
The cactus is pink.



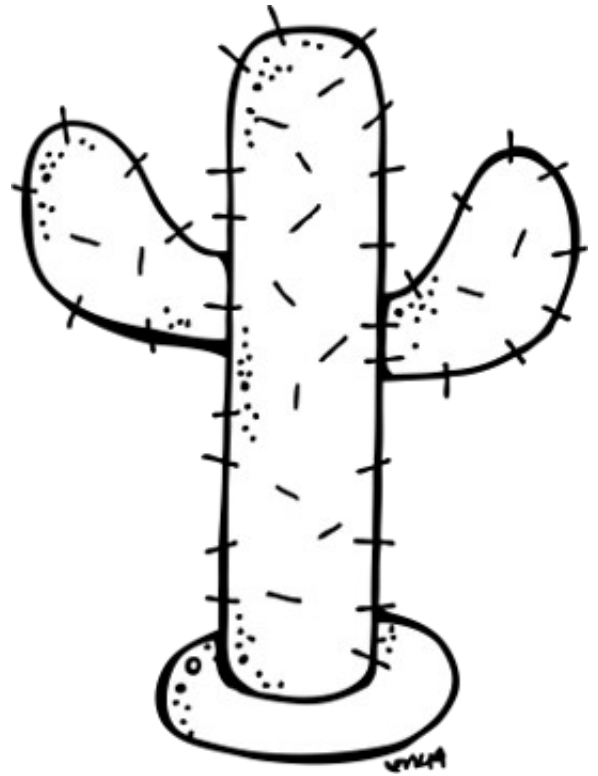
The cactus is red.



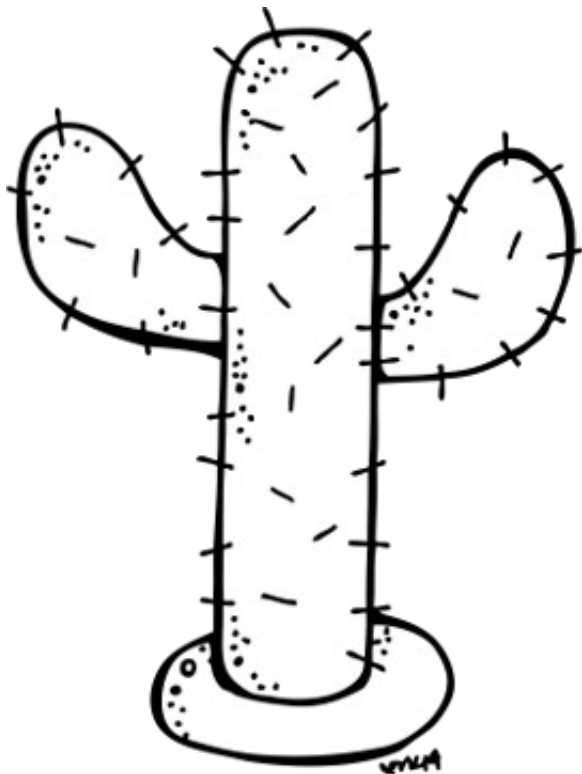
The cactus is yellow.



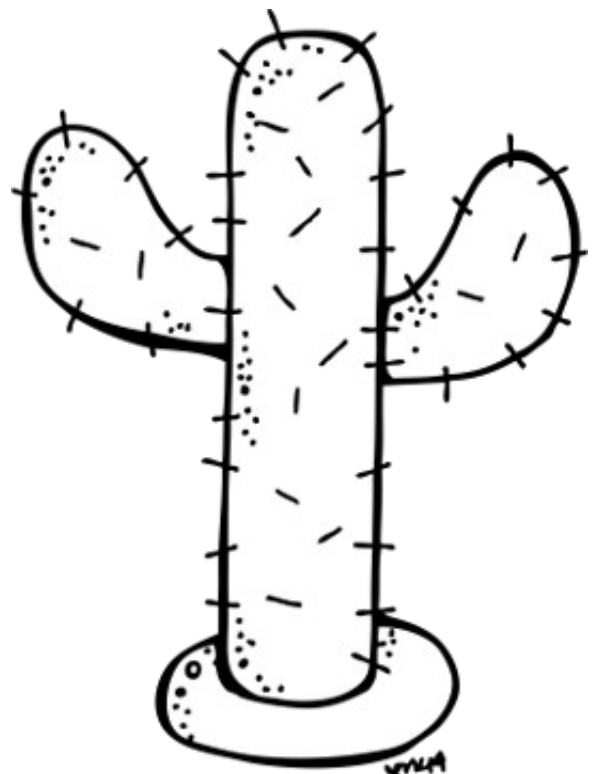
The cactus is orange.



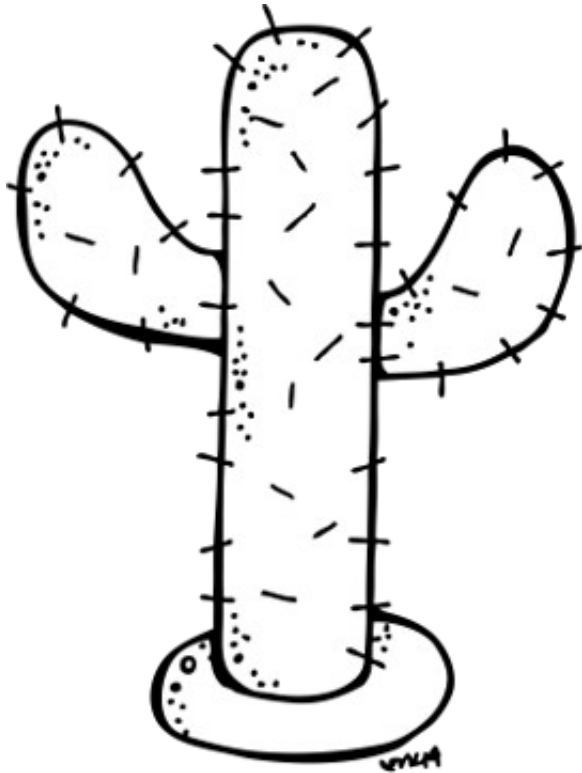
The cactus is purple.



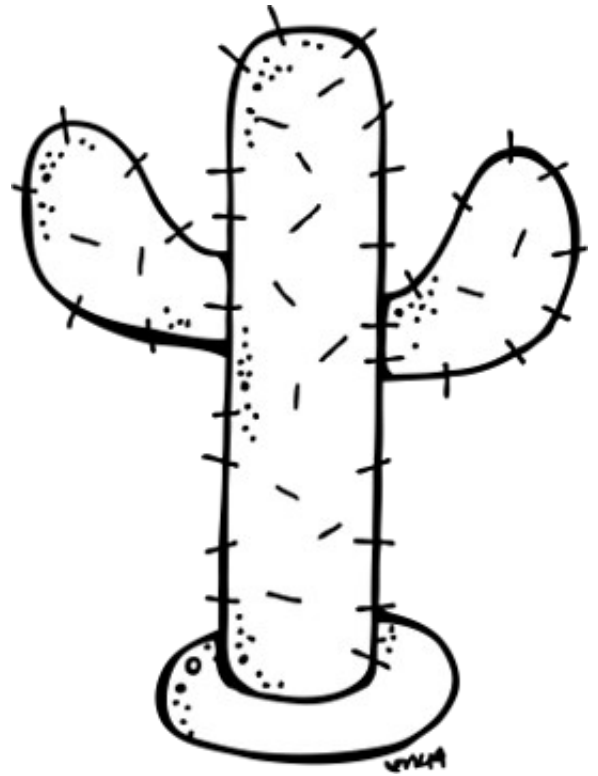
The cactus is blue.



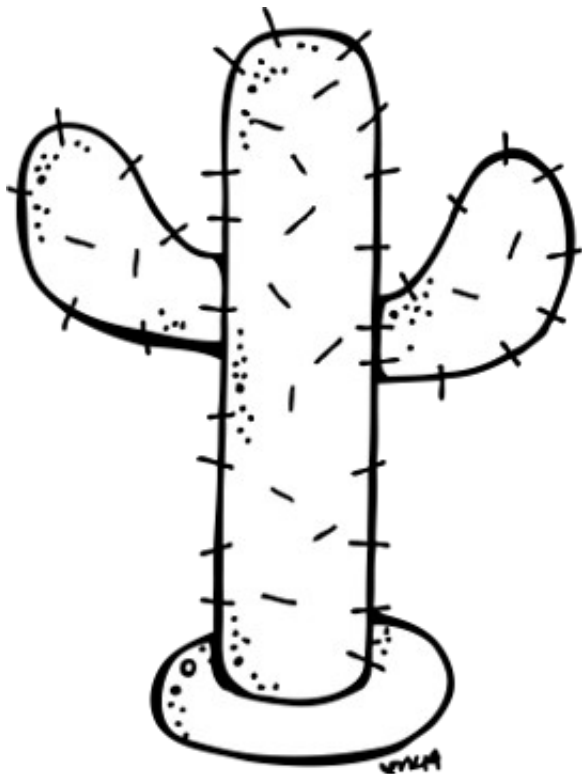
The cactus is black.



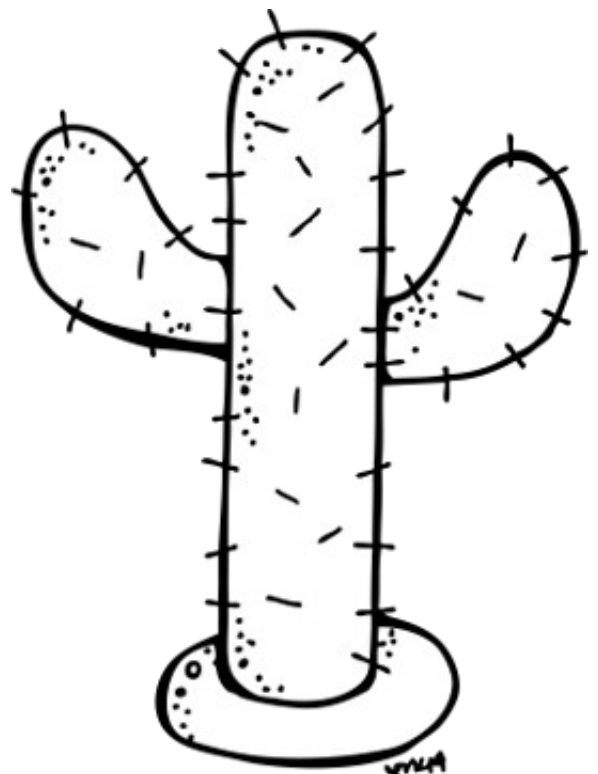
The cactus is brown.



The cactus is green.



The cactus is gray.



The cactus is white.

Matching Cards


On the following pages print it out twice. You can cut up both and use as matching cards.











Or leave one as is and let child match the cards to the sheet.







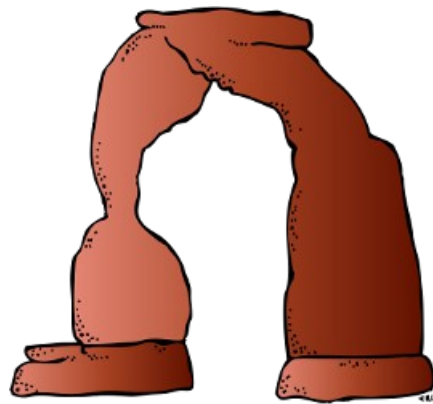
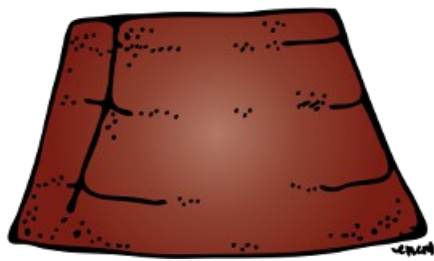




9 Piece Puzzle


On the last page for younger children copy this page twice and use one as a template to help them finish the puzzle.










9 Piece Puzzle








For younger children copy this page twice and use one as a template to help them finish the puzzle.









Desert Matching



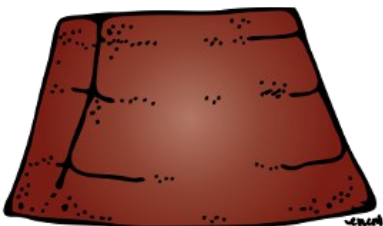
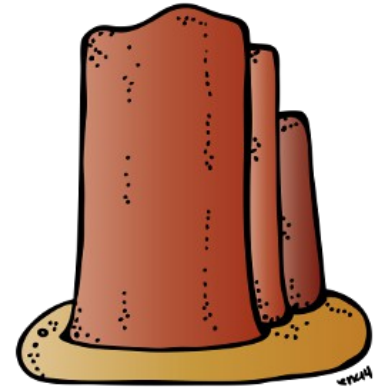
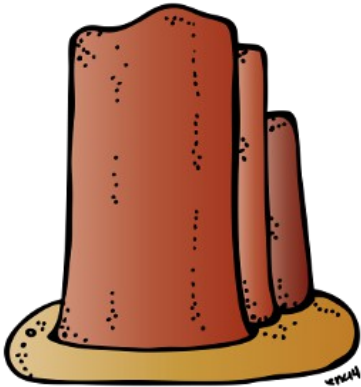

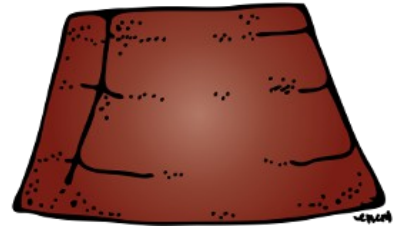

Desert Matching




Desert Matching









Desert Matching




Cut out and fold to make a die.



Roll and Count Desert

5					
4					
3					
2					
1					
					

Shape Tracing




circle




square




triangle




rectangle




oval




diamond



pentagon




hexagon



heart


Shape Tracing



circle




square




triangle




rectangle




oval




diamond





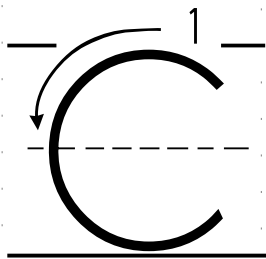
pentagon





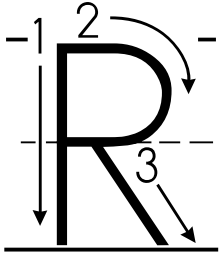
hexagon



heart




cactus

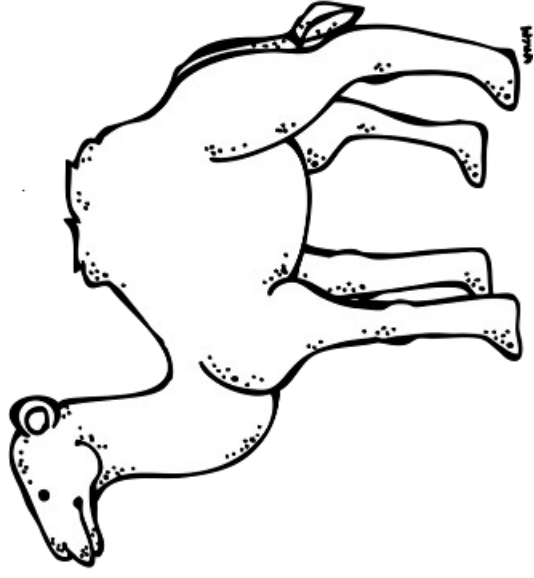



rattlesnake

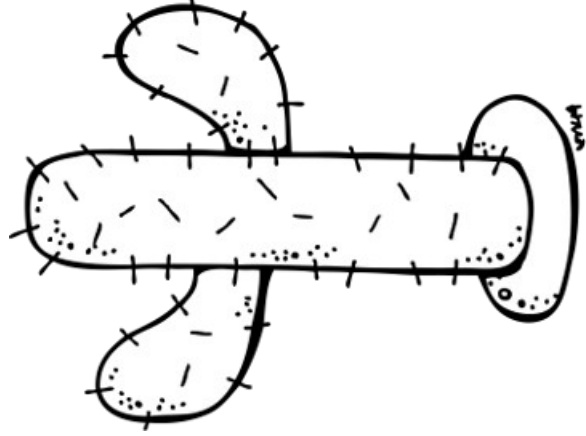
Lacing Card

Print on card stock, laminate, cut out and punch holes on the following pictures to use as lacing card.






camel



cactus



coyote

