



Dinosaur Tot Pack

Thanks for stopping by and downloading my Dinosaur Pack. Be sure to download Part 1, 2, 3. Also get the companion pack from Royal Baloo.

These printables are provided *FREE* of charge. Please do share my printables. But please remember that all of my printables are for personal use. You cannot claim these printables or sell them as your own. All the printables and pictures are the property of 3 Dinosaurs.

Please DO

- Download the files to your computers and print them off for personal use.
- Direct people to the blog or site when sharing with others.
- Give proper credit back to 3 Dinosaurs when blogging about our files.

You May Not

- Link directly to the pdf file.
- Alter my files in any way.
- Store them on your website in any format.
- Seek to use these to drive traffic to your site or sell them in any way.
- Print off and sell them to others.

Please remember this is about being Honest.

I reserve the right to change this policy at any time.

Please read the [Terms of Use](#). If you have any questions please let me know.

Thanks! 3Dinosaurs.com

Graphics from: [Dinosaurs - Soft Colors](#) & [Dinosaur Stamps](#)
By [Pixel Paper Prints](#) from [My Grafico](#);

[Green Dinosaur](#) by [Tuty Triana](#);






[little bit DINOSAURS](#) by [N3rdyGirlDesigns](#)



Prewriting Practice



Prewriting Practice



Prewriting Practice



1 one




6 six



2 two




7 seven



3 three




8 eight



4 four




9 nine








5 five




10 ten




Cutting Practice




Color the Stegosaurus




3Dinosaurs.com




This stegosaurus
is pink.




This stegosaurus
is red.




This stegosaurus
is yellow.




This stegosaurus
is orange.




This stegosaurus
is purple.




This stegosaurus
is blue.




This stegosaurus
is black.




This stegosaurus
is brown.



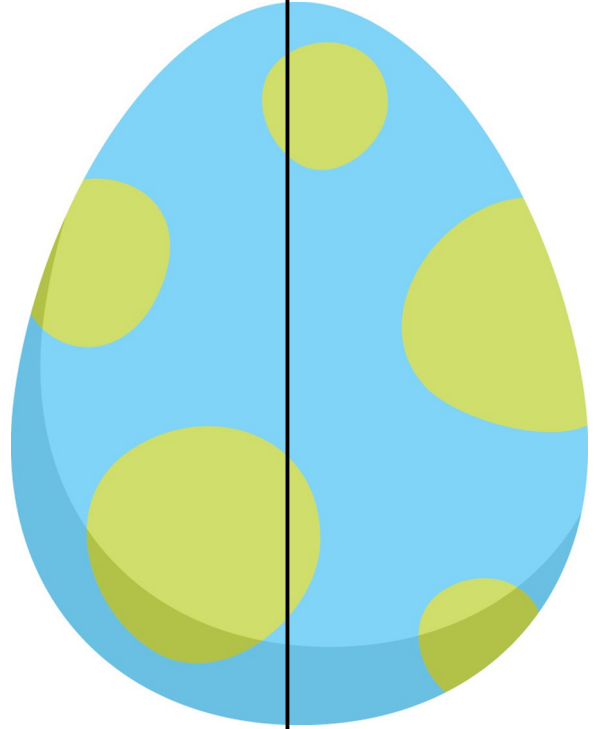
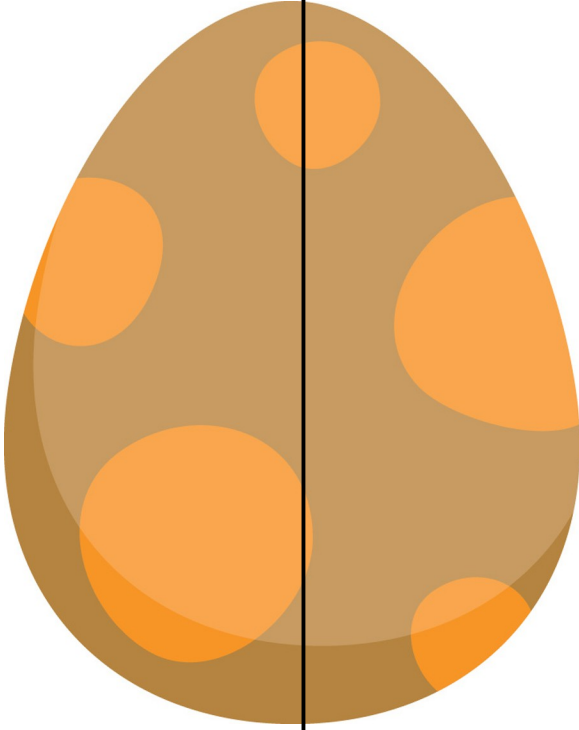
This stegosaurus
is green.



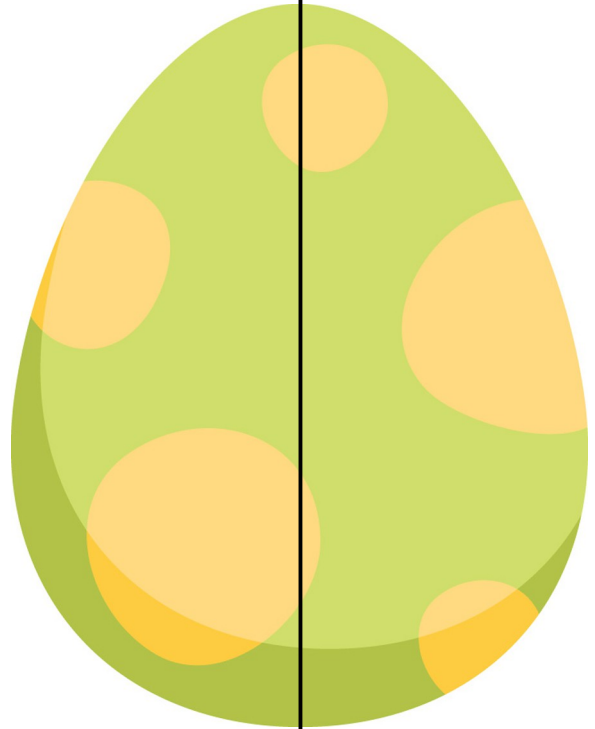

This stegosaurus
is gray.





This stegosaurus
is white.




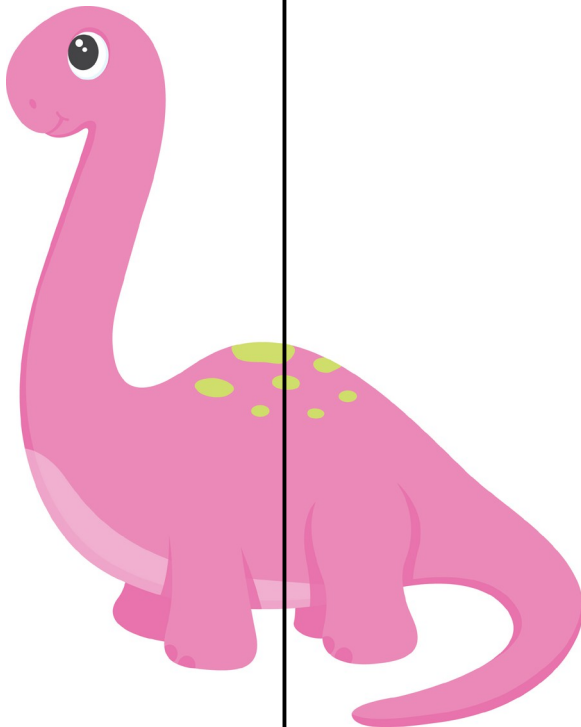
Created by Cassie @ 3Dinosaurs.com





Created by Cassie @ 3Dinosaurs.com



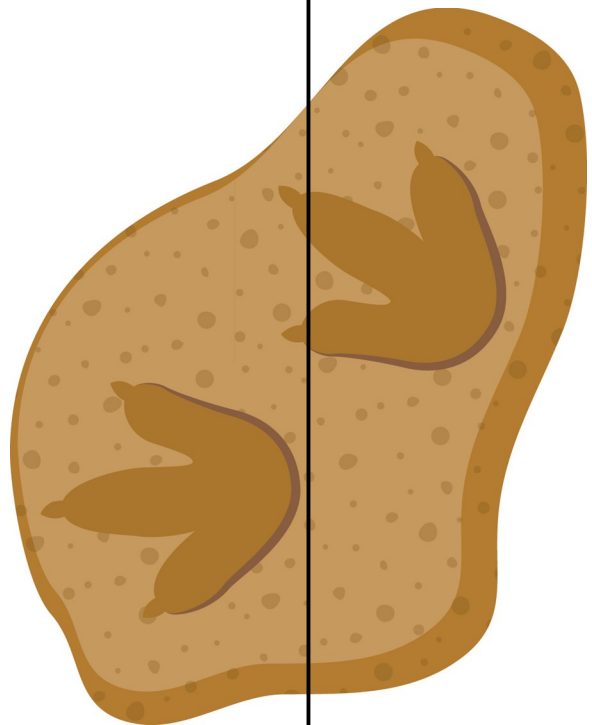

Created by Cassie @ 3Dinosaurs.com





Created by Cassie @ 3Dinosaurs.com





Created by Cassie @ 3Dinosaurs.com





Created by Cassie @ 3Dinosaurs.com




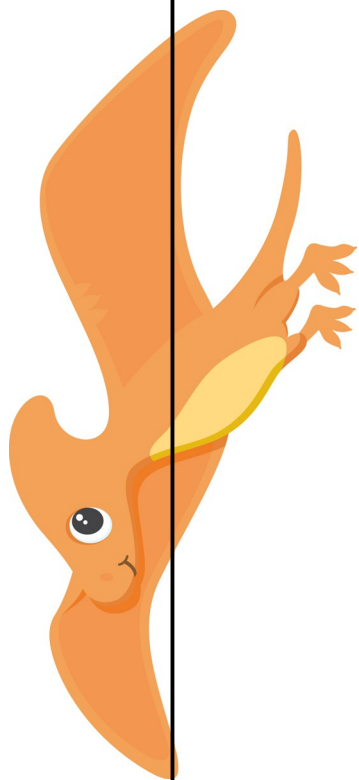
Created by Cassie @ 3Dinosaurs.com




Created by Cassie @ 3Dinosaurs.com



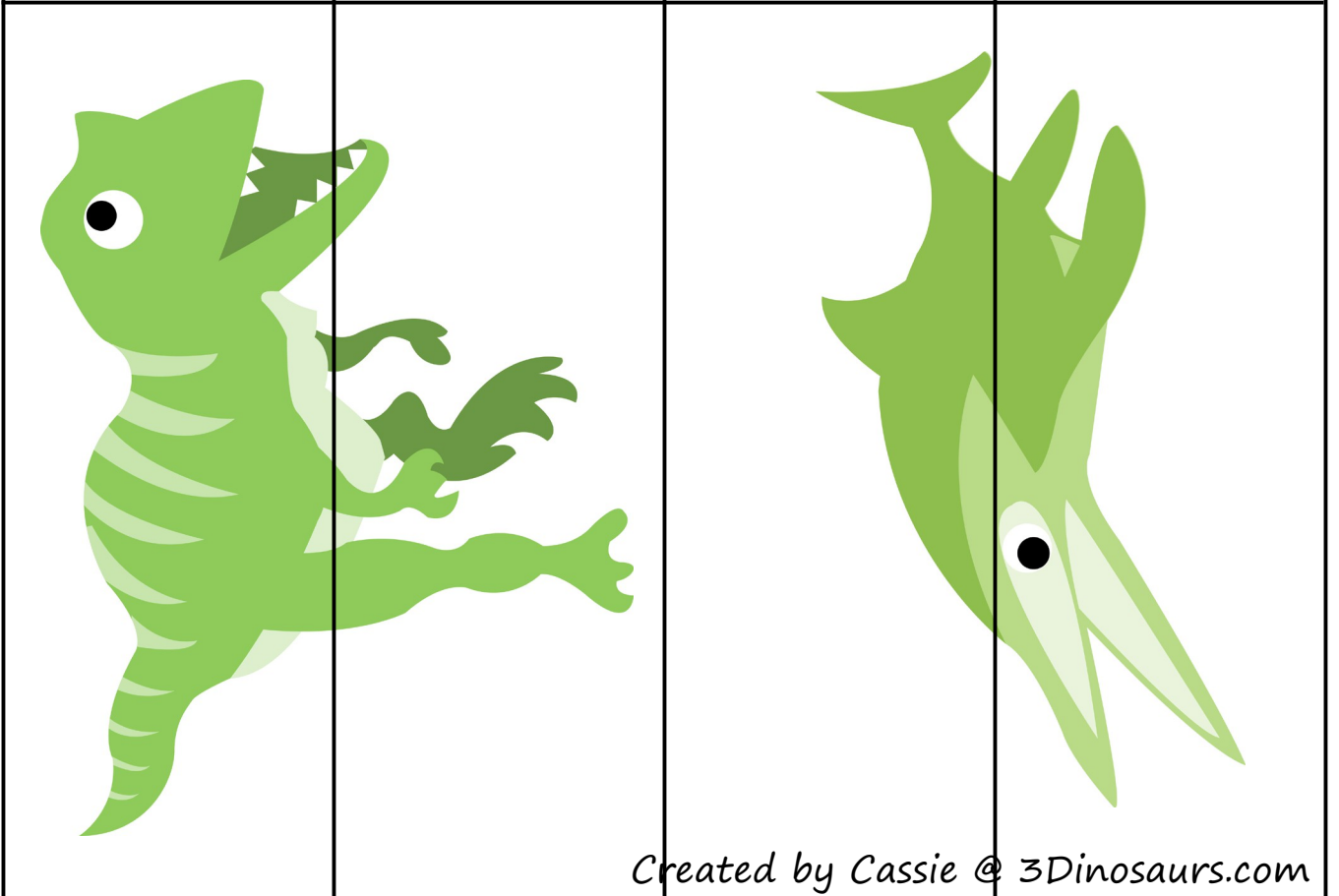
Created by Cassie @ 3Dinosaurs.com



Created by Cassie @ 3Dinosaurs.com




Created by Cassie @ 3Dinosaurs.com



Created by Cassie @ 3Dinosaurs.com


Matching Cards

On the following pages print it out twice. You can cut up both and use as a matching cards. Or leave one as is and let child match the cards to the sheet.





9 Piece Puzzle







On the last page for younger children copy this page twice and use one as a template to help them finish the puzzle.




For younger children copy this page twice and use one as a template to help them finish the puzzle.










9 Piece Puzzle



For younger children copy this page twice and use one as a template to help them finish the puzzle.