



Earth Day Learning Part 1

Thanks for stopping by and downloading my Earth Day Learning Pack. Be sure to download Part 2, 3 & Tot Pack.

These printables are provided *FREE* of charge. Please do share my printables. But please remember that all of my printables are for personal use. You cannot claim these printables or sell them as your own. All the printables and pictures are the property of 3 Dinosaurs.

Please DO

- Download the files to your computers and print them off for personal use.
- Direct people to the blog or site when sharing with others.
- Give proper credit back to 3 Dinosaurs when blogging about our files.

You May Not

- Link directly to the pdf file.
- Alter my files in any way.
- Store them on your website in any format.
- Seek to use these to drive traffic to your site or sell them in any way.
- Print off and sell them to others.

Please remember this is about being Honest.

I reserve the right to change this policy at any time.

Please read the [Terms of Use](#). If you have any questions please let me know.



Thanks! 3Dinosaurs.com

Graphics: Purchased from [Melonheadz Illustrations](#)



Earth Day Pack Index

Part 1

5 - Which One Is Different
6 - What Comes Next?
7-8 - Prewriting Practice
9 - Pattern Cards
10-11 - Matching Cards
12-17 - 4 Piece Puzzles
18-19 - 10 Piece Puzzles
20 - Color by Size
21-22 - Describe the Items
23 - Earth Day Trace & Write
24 - Color the Short Vowels
25 - Color the Long Vowels

Part 2

3 - Beginning Sound
4 - Wall Cards
5-6 - Tracing Beginning Sounds
7 - Tracing Word
8 - Writing Word
9-11 - Sorting by Size
12-16 - Writing Sentences
17-21 - Trace & Color
22-26 - Hands on Math (Addition, Subtraction, Greater Than/Less Than, Counting)
27-28 - Graph & Count

Part 3


3 - Color the Pattern
4 - Fill in the Missing Pattern
5 - Make CVC Rhyming Words
6 - Make CVCE Rhyming Words
7 - Earth Day Number Line
8 - Roll & Cover
9 - Roll & Cover Multiplication
10 - Roll & Cover Subtraction
11 - Dot the ABCs
12 - Earth Day Writing

Tot Pack

3-8 - Solid Line Prewriting
9-14 - Dashed Line Prewriting
15-16 - Which One is Different
17 - Color the Small Recycle Bins,
18-20 - 2 Piece Puzzles
21-23 - Color the Recycle Bin Book
25 - Matching Cards
26-27 - 9 Piece Puzzles
28-30 - Single Page Matching
31-32 - Shape Tracing
33 - Dot the E
34-35 - Lacing Cards



Earth



tree




recycle bin



recycle symbol



Earth



tree






recycle bin










recycle symbol



Which One is Different?






What comes Next?

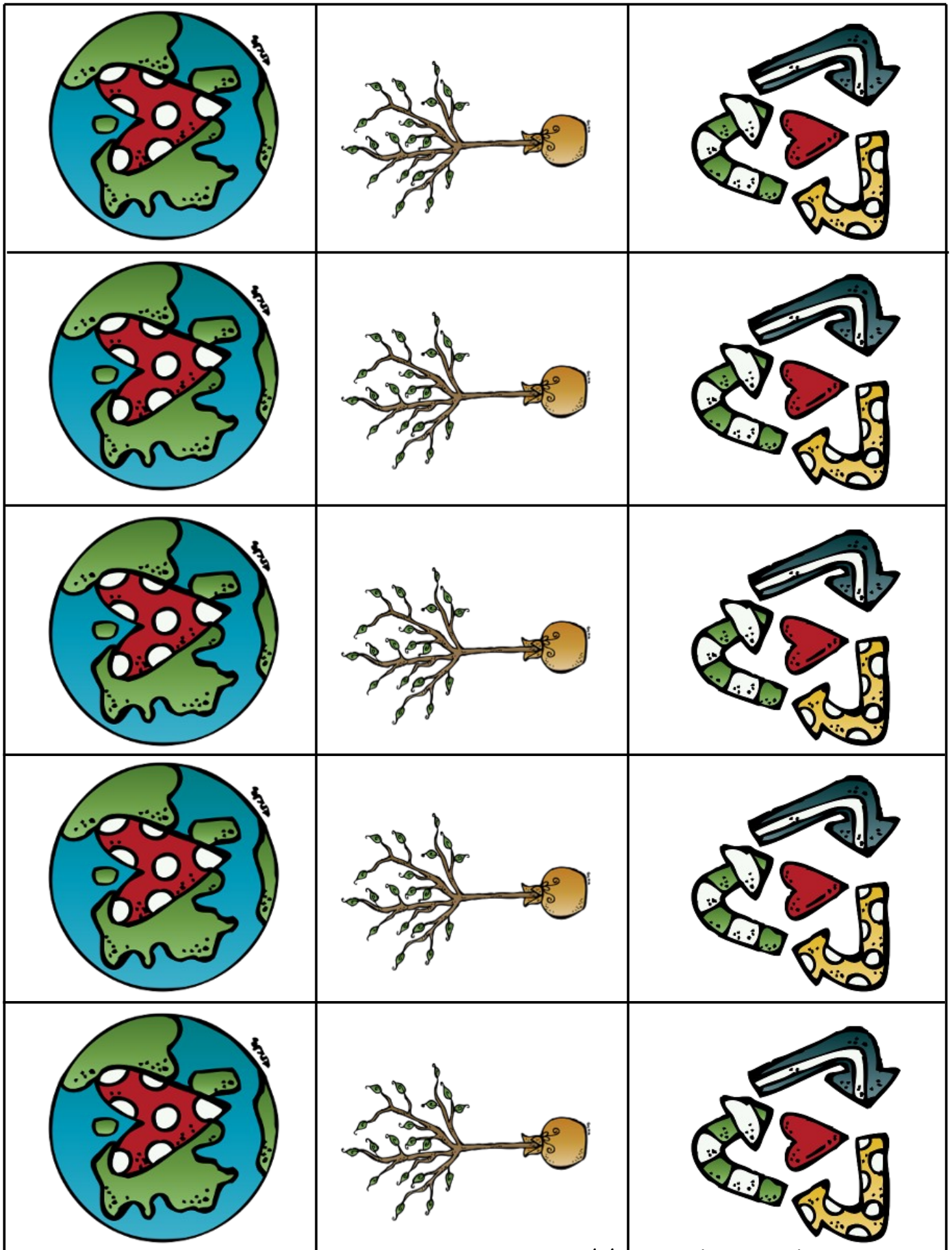



Prewriting Practice




Prewriting Practice













Created by Cassie @ 3Dinosaurs.com




Created by Cassie @ 3Dinosaurs.com

Plant The Pioneer

Created by Cassie @ 3Dinosaurs.com



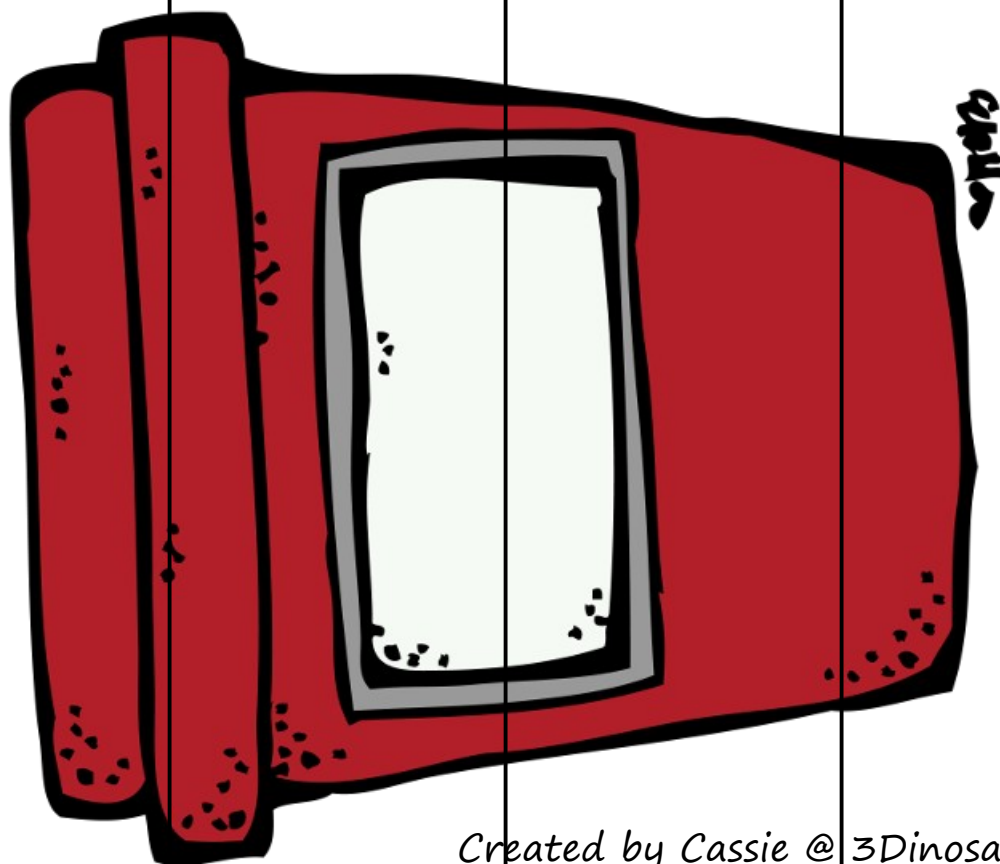
Created by Cassie @ 3Dinosaurs.com



Created by Cassie @ 3Dinosaurs.com

Recallin


Created by Cassie @ 3Dinosaurs.com



Created by Cassie @ 3Dinosaurs.com

RevolvE


Created by Cassie @ 3Dinosaurs.com




Created by Cassie @ 3Dinosaurs.com

Reuse



Created by Cassie @ 3Dinosaurs.com




Created by Cassie @ 3Dinosaurs.com



Created by Cassie @ 3Dinosaurs.com



1 2 3 4 5 6 7 8 9 10




Recycle Bin Color by Size

Color the large recycle bins **green**.

Color the medium recycle bins **red**.


Color the small recycle bins **blue**.



Created by Cassie @ 3Dinosaurs.com


Describe Recycle Bins

Use the bubbles below to describe 4 things about recycle bins.



Describe The Earth

Use the bubbles below to describe 4 things about the Earth.



Earth Day Writing

Read, trace and write the following sentences.

I can recycle.

I can recycle.

I will plant a tree.

I will plant a tree.

We can save the Earth.

We can save the Earth.

Color The Short Vowel Words

Color the recycle bins based on the vowel sound they belong to.
Then writing a rhyming word that matches the word on the recycle bins.

a words – green	e words – yellow	i words – red	o words – blue	U words – orange
--------------------	---------------------	------------------	-------------------	---------------------



Color The Long Vowel Words

Color the recycle bins based on the vowel sound they belong to.
Then writing a rhyming word that matches the word on the recycle bins.

a words – green	i words – red	o words – blue	u words – orange
-----------------	---------------	----------------	------------------

