



Easter Pack Part Two

Thanks for stopping by and downloading my Easter Pack!

Be sure to download: part 1, 2, 3 and the tot pack.

If you would like to share this file please link directly to the web page or Blog and not to the pdf file.

This pack was made to be used with your toddler or preschooler. This is for your own personal use. Please don't sell or host these files anywhere.

Please read the [Terms of Use](#). If you have any questions please let me know.

Thanks! 3Dinosaurs.com



Graphics: [Granny Swallowed Easter](#) & [Easter Treats](#)

Purchased from [Scrappin Doodles](#)






B

L

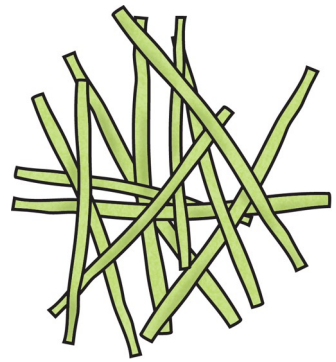
R



H

C


B



S

T

N



Y

E


V



L

P


C



M

B


J



D

E

B



C

E

N

HAPPY
Easter


R

H

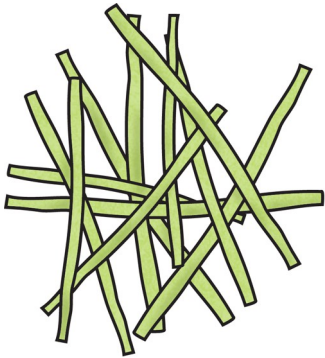
E




old lady



chick



straw




egg




candy



basket



bow




Easter bunny

HAPPY
Easter

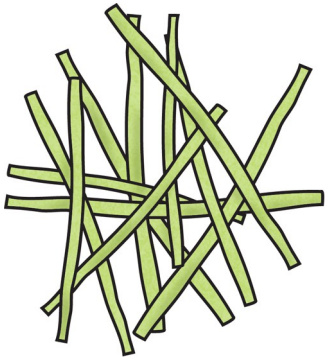
Happy Easter




o o o o o o o



c c c c c c c



s s s s s s s




e e e e e e e




c c c c c c c



b b b b b b b



b b b b b b b




e e e e e e e

HAPPY
Easter

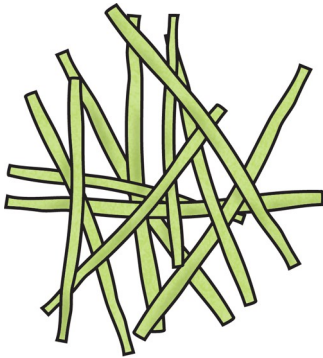
h e h e h e h




old lady



chick



straw




egg




candy



basket



bow




Easter bunny

HAPPY
Easter

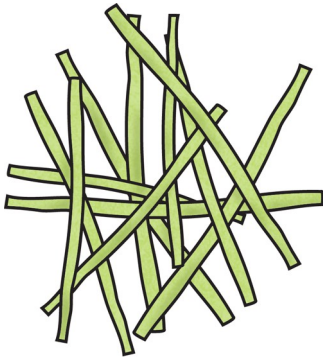
Happy Easter




Handwriting practice lines (solid top, dashed middle, solid bottom).



Handwriting practice lines (solid top, dashed middle, solid bottom).



Handwriting practice lines (solid top, dashed middle, solid bottom).




Handwriting practice lines (solid top, dashed middle, solid bottom).




Handwriting practice lines (solid top, dashed middle, solid bottom).



Handwriting practice lines for the first row, featuring a solid top line, a dashed middle line, and a solid bottom line.



Handwriting practice lines for the second row, featuring a solid top line, a dashed middle line, and a solid bottom line.

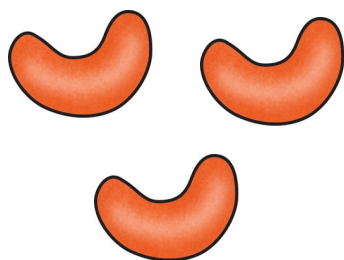


Handwriting practice lines for the third row, featuring a solid top line, a dashed middle line, and a solid bottom line.


**Happy
Easter**

Handwriting practice lines for the fourth row, featuring a solid top line, a dashed middle line, and a solid bottom line.


Handwriting practice lines for the fifth row, featuring a solid top line, a dashed middle line, and a solid bottom line.



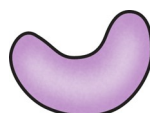
+



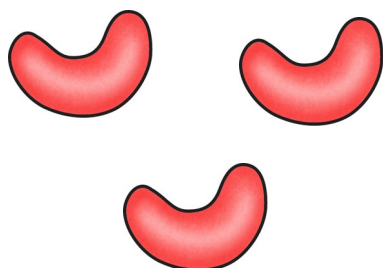
=



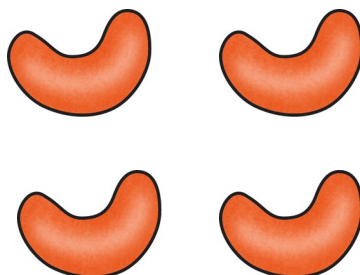
+



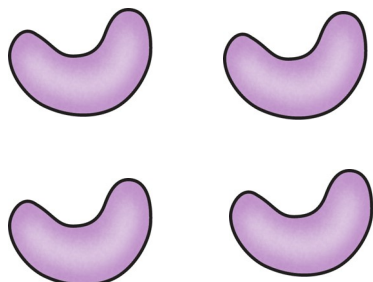
=



+




=



+




=





+






=





+





=





+



=



+



=



+



=



+



=



+



=



+





=



+



=



+

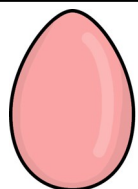


=



+


=




Egg Path

Follow  through the egg path.

START




END



Egg Path

Follow  through the egg path.

START




END



Egg Path

Follow  through the egg path.

START




END




Follow  through the egg path.

START




END




Egg Path

Follow  through the egg path.

START




END



Egg Path

Follow  through the egg path.

START



END