



Flower Learning Pack Part 1

Thanks for stopping by and downloading my Flower Learning Pack. Be sure to download Part 2, 3 & Tot Pack.

These printables are provided *FREE* of charge. Please do share my printables. But please remember that all of my printables are for personal use. You cannot claim these printables or sell them as your own. All the printables and pictures are the property of 3 Dinosaurs.

Please DO

- Download the files to your computers and print them off for personal use.
- Direct people to the blog or site when sharing with others.
- Give proper credit back to 3 Dinosaurs when blogging about our files.

You May Not

- Link directly to the pdf file.
- Alter my files in any way.
- Store them on your website in any format.
- Seek to use these to drive traffic to your site or sell them in any way.
- Print off and sell them to others.

Please remember this is about being Honest.

I reserve the right to change this policy at any time.

Please read the [Terms of Use](#). If you have any questions please let me know.



Thanks! 3Dinosaurs.com

Graphics: Purchased from [Melonheadz Illustrations](#)



Flower Learning Pack Index

Part 1

3-6 – 3 Part Cards
7-8 - Which One Is Different
9 - What Comes Next?
10-11 - Prewriting Practice
12 – Pattern Cards
13-16 – Matching Cards
17-25 – 4 Piece Puzzles
26-28 – 10 Piece Puzzles
29 – Flower Sorting
30-32 – Label Begging Sound

Part 2

3-4 – Begging Sound
5 – Size Sequencing
6-7 – Sorting by Size
8-11 – Wall Cards
12-19 – Trace Begging Sound
20-23 – Trace The Word
24-27 – Write the Word
28 – Iris Color by Size
29-33 – Roll & Count Flower with Questions
34-35- Count & Graph the Flowers

Part 3


3-20 – Writing
21-38 – Trace & Color
39-56 – Fill out the Information about the Flower

Part 4


3 – Color the Pattern
4 – Fill in the Missing Pattern
5-10 – 3 Small Flower Books
11 – Roll & Cover
12 – Roll & Cover + 5
13 – Find the ABCs
14-16 – Flower Writing Words
17 – Measure the Flowers

Tot Pack

3-8 - Solid Line Prewriting
9-14 - Dashed Line Prewriting
15-16 – Which One is Different
17-21 – 2 Piece Puzzles
22-24 – Color the Tulip
26-27 – Matching Cards
28 – 9 Piece Puzzles
29-34 – Matching Pages
35-36 – Roll & Count
27-38 – Shape Tracing
39-45 – Dot the Letter: B, D, I, L, M, S, T
46 – Lacing Card



orchid



pansy




rose




snapdragon




carnation



tulip




daffodil




bluebell



sunflower



orchid



pansy




rose




snapdragon




carnation



tulip



daffodil




bluebell



sunflower



lilac




buttercup



dandelion




hyacinth




iris



marigold



violet




lily



daisy



lilac




buttercup



dandelion




hyacinth



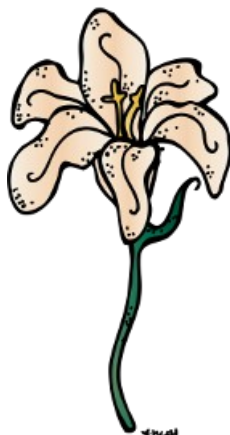
iris



marigold



violet











lily












daisy





Which One is Different?





Which One is Different?



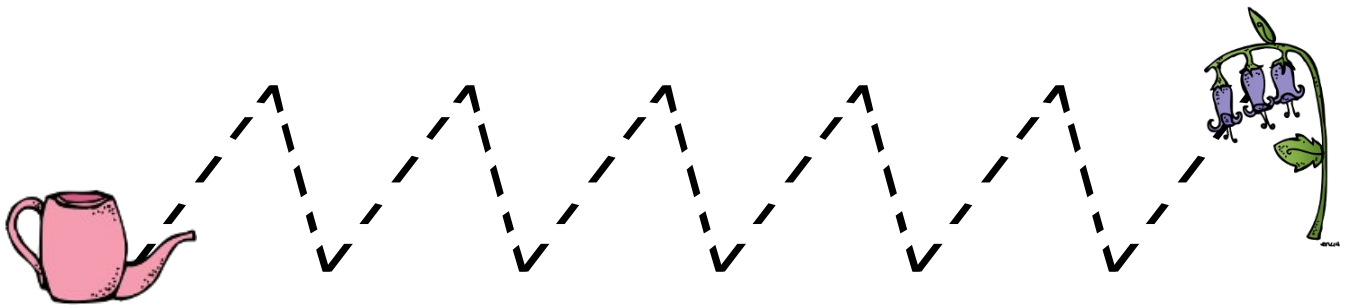

What comes Next?

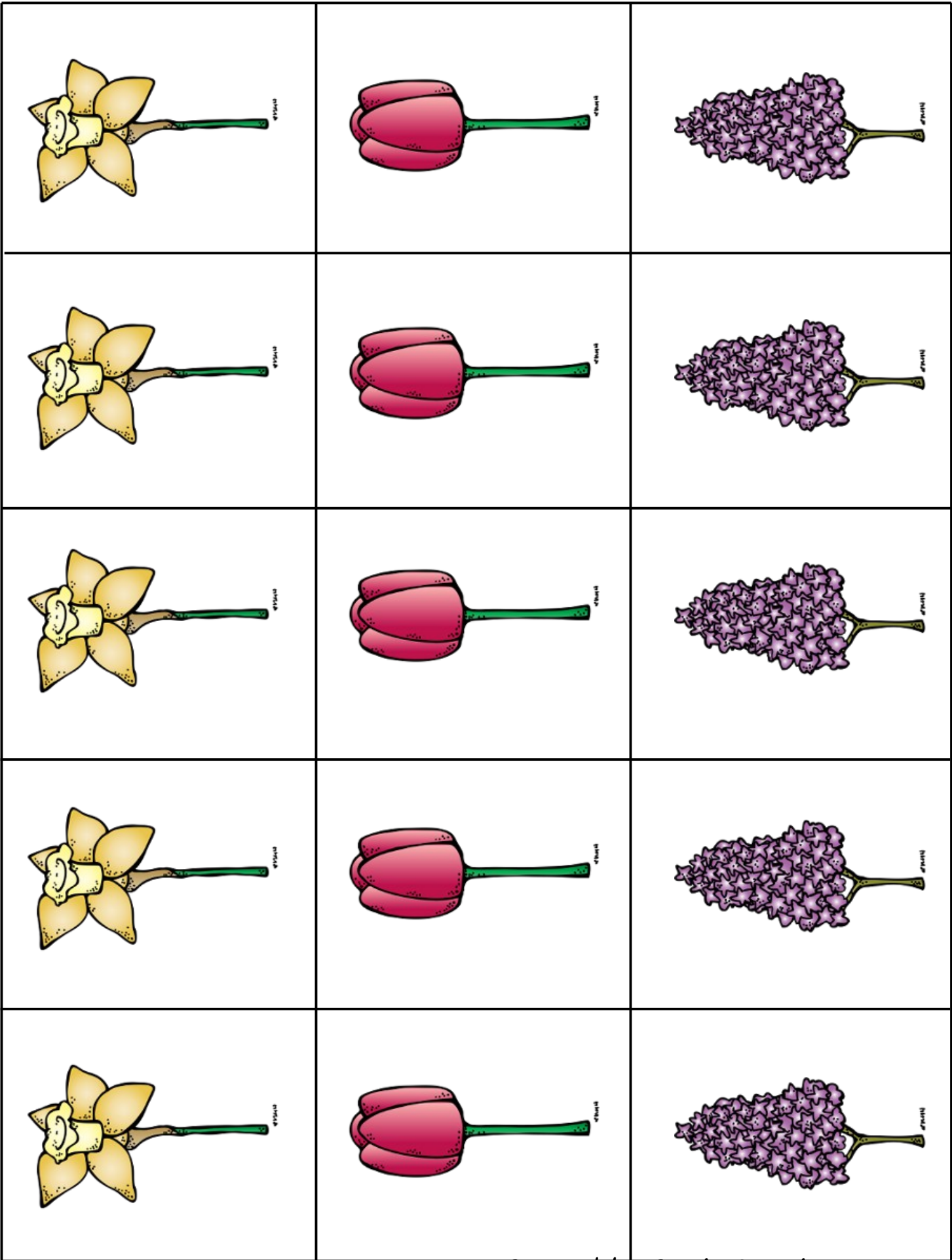








Prewriting Practice












Prewriting Practice






















Created by Cassie @ 3Dinosaurs.com




Created by Cassie @ 3Dinosaurs.com



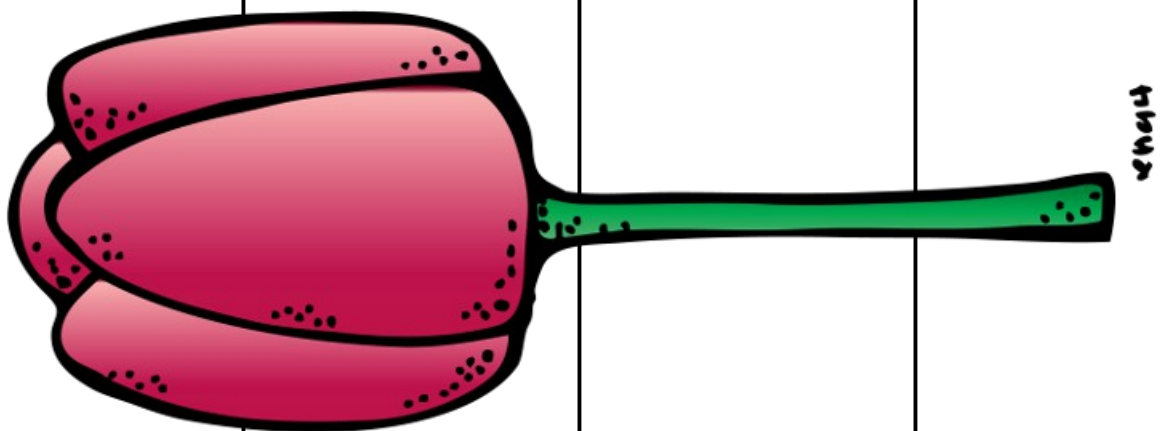
Created by Cassie @ 3Dinosaurs.com




Created by Cassie @ 3Dinosaurs.com



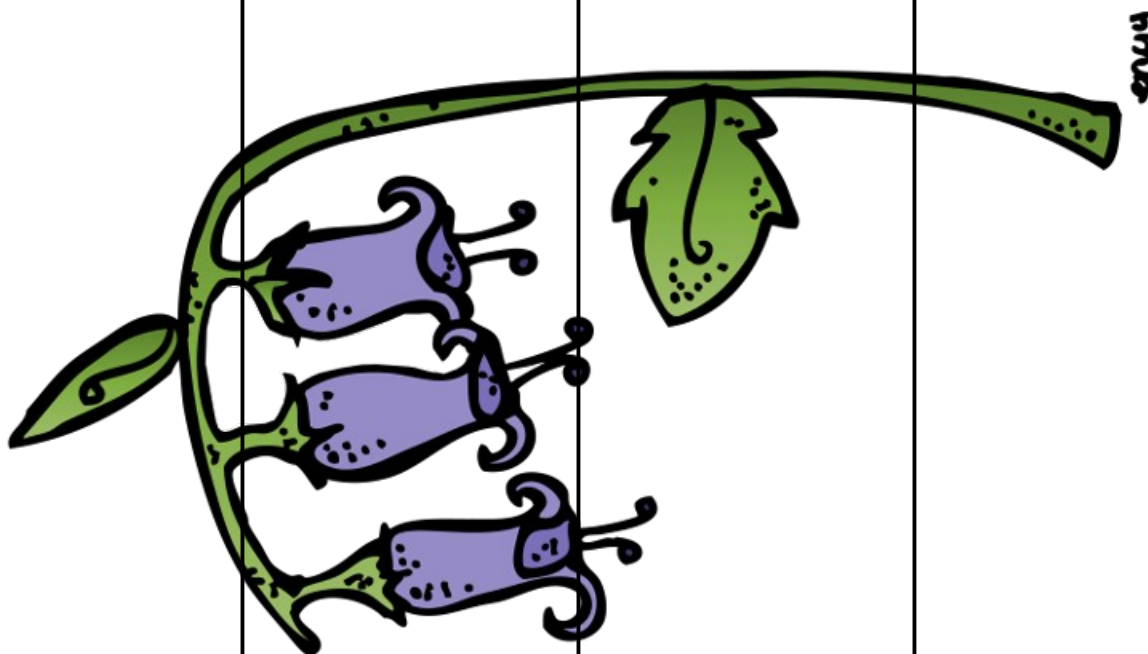
Created by Cassie @ 3Dinosaurs.com




Created by Cassie @ 3Dinosaurs.com



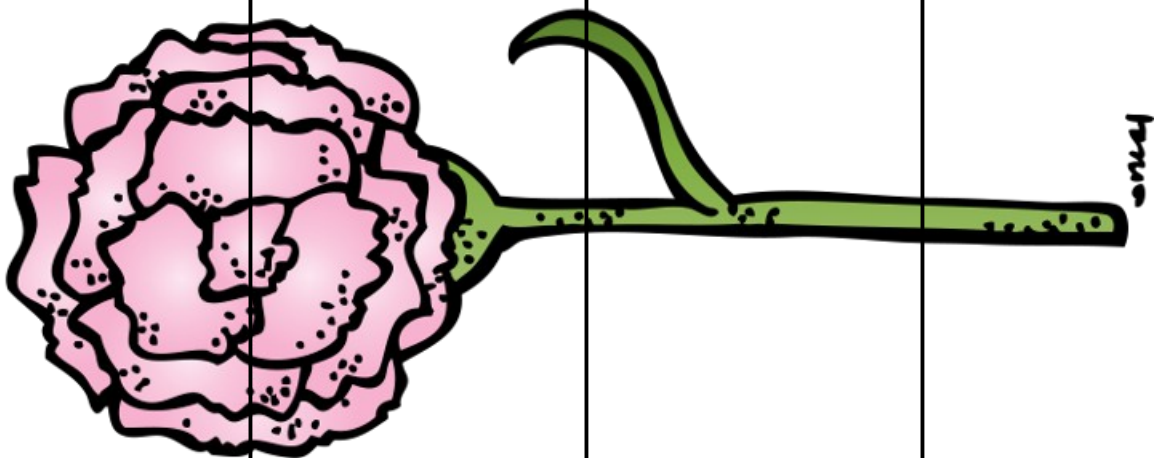
Created by Cassie @ 3Dinosaurs.com





Created by Cassie @ 3Dinosaurs.com




Created by Cassie @ 3Dinosaurs.com




Created by Cassie @ 3Dinosaurs.com






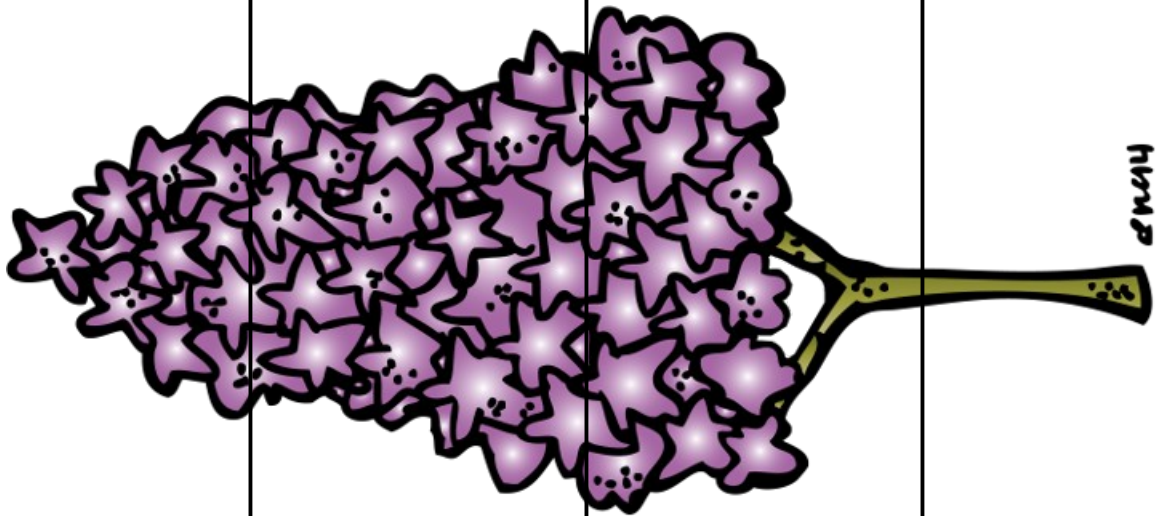
Created by Cassie @ 3Dinosaurs.com



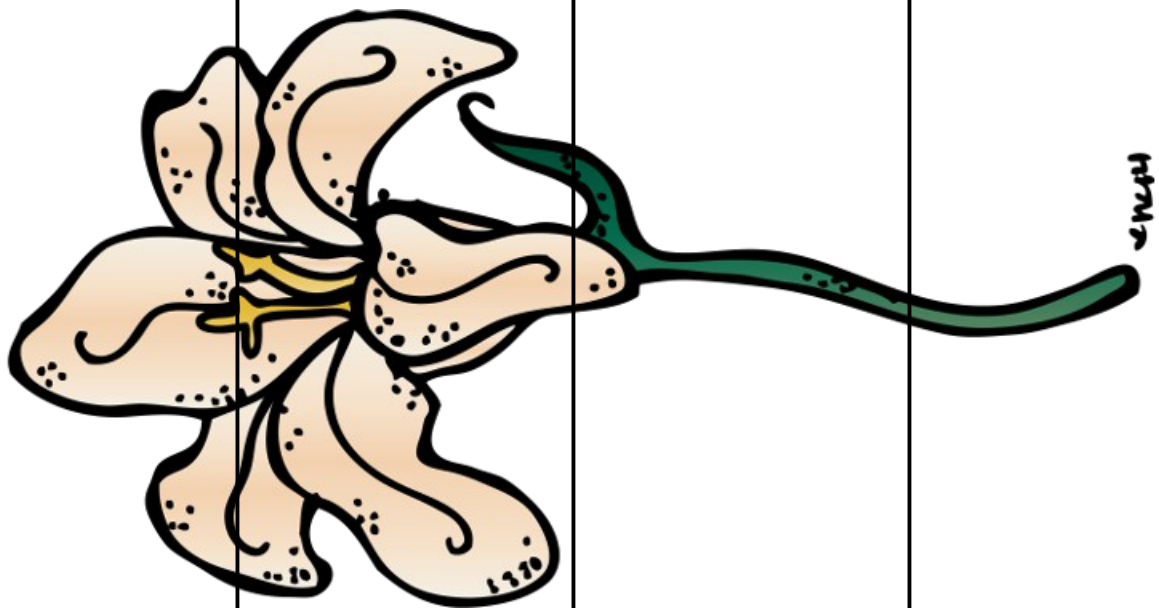
Created by Cassie @ 3Dinosaurs.com



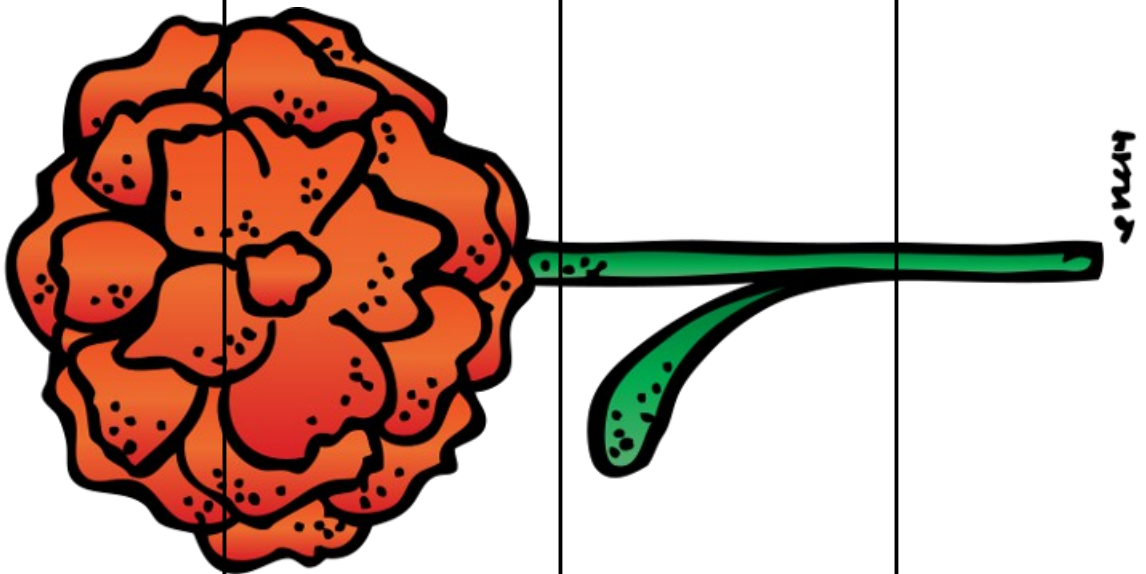
Created by Cassie @ 3Dinosaurs.com




Created by Cassie @ 3Dinosaurs.com










Created by Cassie @ 3Dinosaurs.com



Created by Cassie @ 3Dinosaurs.com



	11
	12
	13
	14
	15
	16
	17
	18
	19
	20




Flower Sorting

Single




Multiple

Cut out the items below and sort them.



Label the Beginning Sound

Cut out and paste the letters to the correct flower.



Created by Cassie @ 3Dinosaurs.com

P

S

O





T

R

C

Label the Beginning Sound

Cut out and paste the letters to the correct flower.



Created by Cassie @ 3Dinosaurs.com

B

L

B

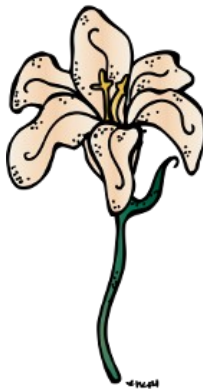


D

D

S

Label the Beginning Sound

Cut out and paste the letters to the correct flower.



Created by Cassie @ 3Dinosaurs.com

V

L

I

H

M

D