



Flower Learning Pack Part 3

Thanks for stopping by and downloading my Flower Learning Pack. Be sure to download Part 1, 2, 4 & Tot Pack.

These printables are provided *FREE* of charge. Please do share my printables. But please remember that all of my printables are for personal use. You cannot claim these printables or sell them as your own. All the printables and pictures are the property of 3 Dinosaurs.

Please DO

- Download the files to your computers and print them off for personal use.
- Direct people to the blog or site when sharing with others.
- Give proper credit back to 3 Dinosaurs when blogging about our files.

You May Not

- Link directly to the pdf file.
- Alter my files in any way.
- Store them on your website in any format.
- Seek to use these to drive traffic to your site or sell them in any way.
- Print off and sell them to others.

Please remember this is about being Honest.

I reserve the right to change this policy at any time.

Please read the [Terms of Use](#). If you have any questions please let me know.



Thanks! 3Dinosaurs.com

Graphics: Purchased from [Melonheadz Illustrations](#)



Flower Learning Pack Index

Part 1

3-6 – 3 Part Cards
7-8 - Which One Is Different
9 - What Comes Next?
10-11 - Prewriting Practice
12 – Pattern Cards
13-16 – Matching Cards
17-25 – 4 Piece Puzzles
26-28 – 10 Piece Puzzles
29 – Flower Sorting
30-32 – Label Begging Sound

Part 2

3-4 – Begging Sound
5 – Size Sequencing
6-7 – Sorting by Size
8-11 – Wall Cards
12-19 – Trace Begging Sound
20-23 – Trace The Word
24-27 – Write the Word
28 – Iris Color by Size
29-33 – Roll & Count Flower with Questions
34-35- Count & Graph the Flowers

Part 3

3-20 – Writing
21-38 – Trace & Color
39-56 – Fill out the Information about the Flower

Part 4

3 – Color the Pattern
4 – Fill in the Missing Pattern
5-10 – 3 Small Flower Books
11 – Roll & Cover
12 – Roll & Cover + 5
13 – Find the ABCs
14-16 – Flower Writing Words
17 – Measure the Flowers

Tot Pack

3-8 - Solid Line Prewriting
9-14 - Dashed Line Prewriting
15-16 – Which One is Different
17-21 – 2 Piece Puzzles
22-24 – Color the Tulip
26-27 – Matching Cards
28 – 9 Piece Puzzles
29-34 – Matching Pages
35-36 – Roll & Count
27-38 – Shape Tracing
39-45 – Dot the Letter: B, D, I, L, M, S, T
46 – Lacing Card

Writing


bluebell



Write a sentence about a bluebell.

Writing


buttercup



Write a sentence about a buttercup.

Writing

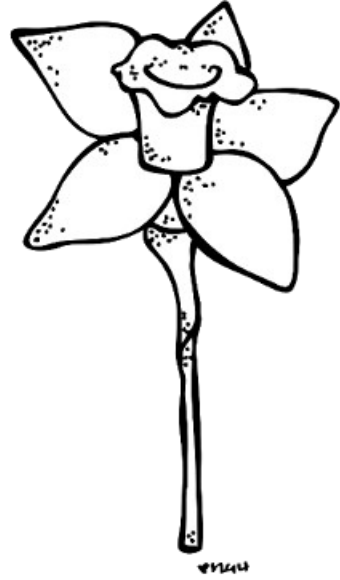
carnation



Write a sentence about a carnation.

Writing

daffodil



Write a sentence about a daffodil.

Writing


dandelion



Write a sentence about a dandelion

Writing

daisy



Write a sentence about a daisy.

Writing


hyacinth



Write a sentence about a hyacinth.

Writing

Iris



Write a sentence about an iris.

Writing

lilac



Write a sentence about a lilac

Writing

lily



Write a sentence about a lily.

Writing


marigold



Write a sentence about a marigold.

Writing


orchid



Write a sentence about an orchid.

Writing


pansy



Write a sentence about pansy

Writing

rose



Write a sentence about a rose.

Writing

snapdragon



Write a sentence about a snapdragon.

Writing

sunflower



Write a sentence about a sunflower.

Writing


tulip



Write a sentence about a tulip.

Writing


violet



Write a sentence about a violet.


Bb

B is for
bluebell.

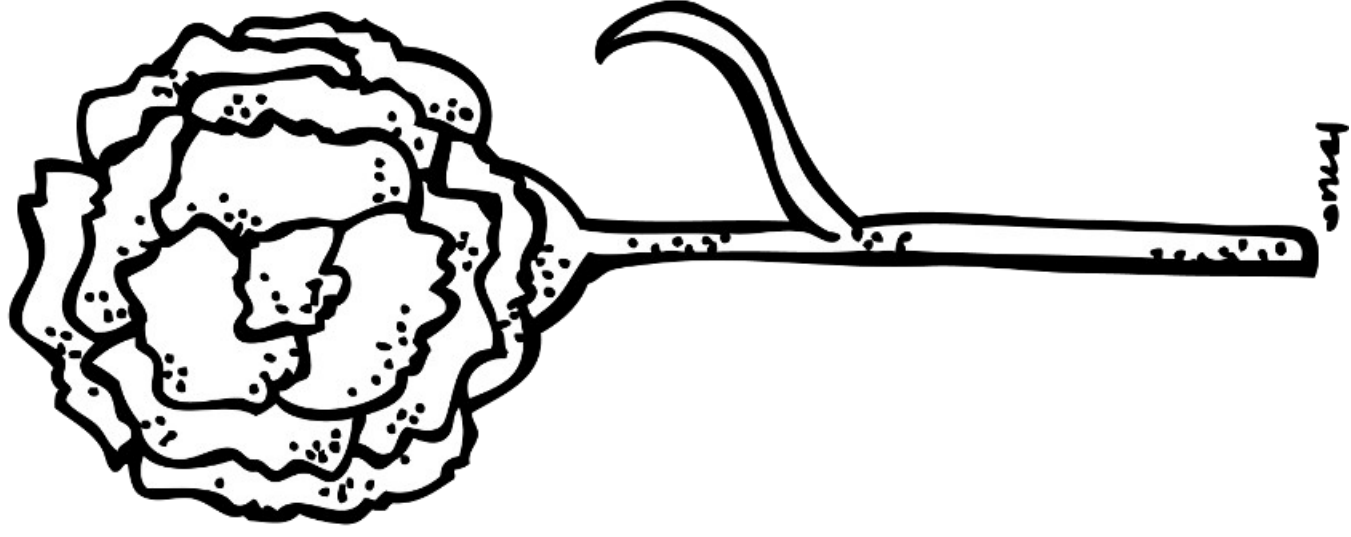


Bb

B is for
buttercup.




C



C is for
carnation

Daffodil




This is for
daffodil


D

d

D is for
dandelion




Daisy



D is for
daisy


H



His for
hyacinth

Ii

I is for iris




LI

Lis for
Lilac.

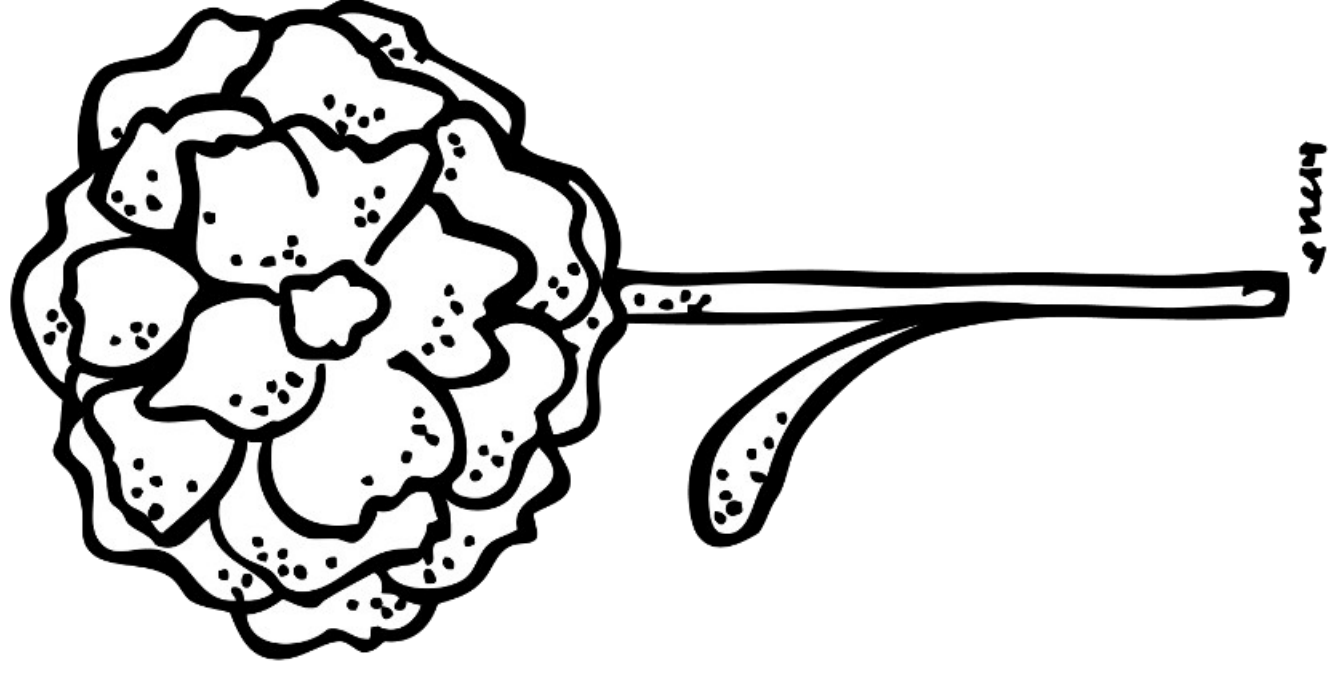


Lily


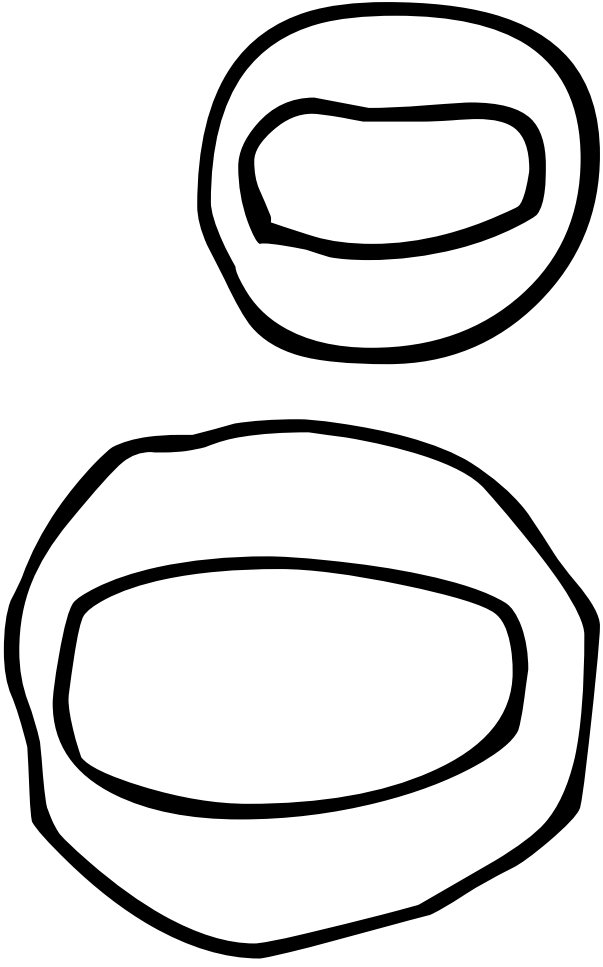


L is for
lily

M




M is for
marigold.




O is for
orchid.

P P

P is for
pansy.




RI



RI


R is for
rose.

S S



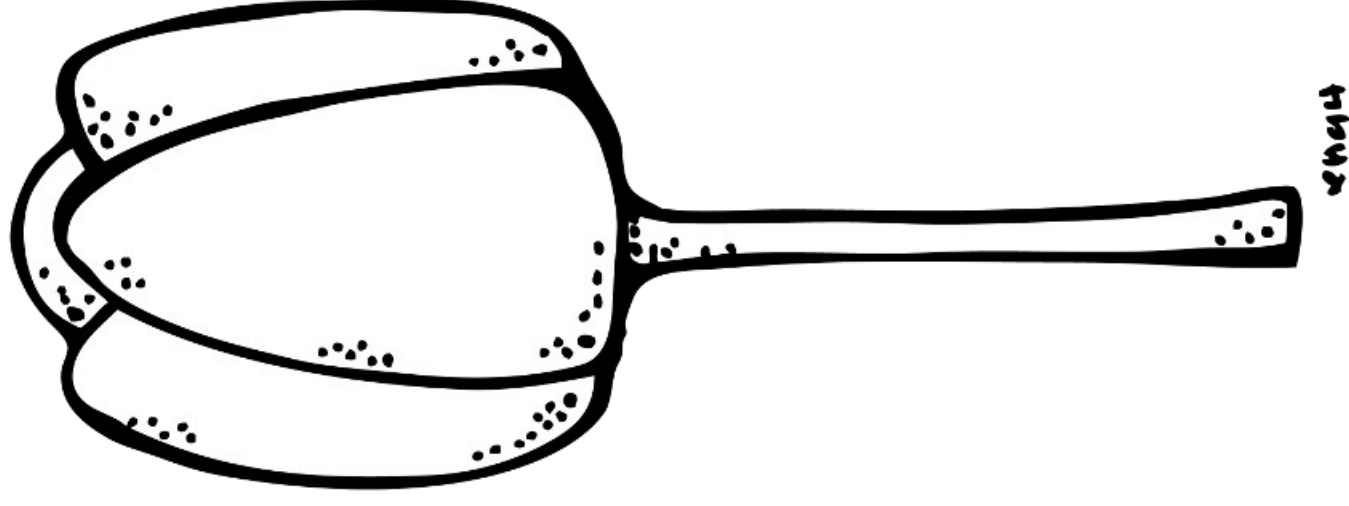
s is for
snappedragon.

S S




s is for
sunflower.

Tt



T is for
tulip

V A



Vis for
violet.

Bluebell


Other names: _____

Where does it like to grow: _____

What colors can it be?: _____

Describe what the seed looks like.


Draw a picture of the seed.



Buttercup

Other names: _____


Where does it like to
grow: _____



What colors can it be?: _____

Describe what the seed looks like.

Draw a picture of the seed.



Carnation

Other names: _____


Where does it like to grow: _____



What colors can it be?: _____

Describe what the seed looks like.

Draw a picture of the seed.



Daffodil


Other names: _____

Where does it like to grow: _____

What colors can it be?: _____

Describe what the seed looks like.


Draw a picture of the seed.



Dandelion

Other names: _____


Where does it like to grow: _____



What colors can it be?: _____

Describe what the seed looks like.

Draw a picture of the seed.



Daisy


Other names: _____

Where does it like to
grow: _____

What colors can it be?: _____

Describe what the seed looks like.

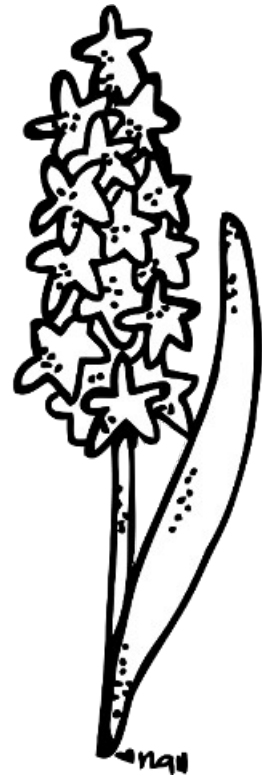
Draw a picture of the seed.



Hyacinth

Other names: _____


Where does it like to grow: _____



What colors can it be?: _____

Describe what the seed looks like.

Draw a picture of the seed.



Iris


Other names: _____

Where does it like to
grow: _____

What colors can it be?: _____

Describe what the seed looks like.

Draw a picture of the seed.



Lilac



Other names: _____

Where does it like to
grow: _____

What colors can it be?: _____

Describe what the seed looks like.

Draw a picture of the seed.



Lily

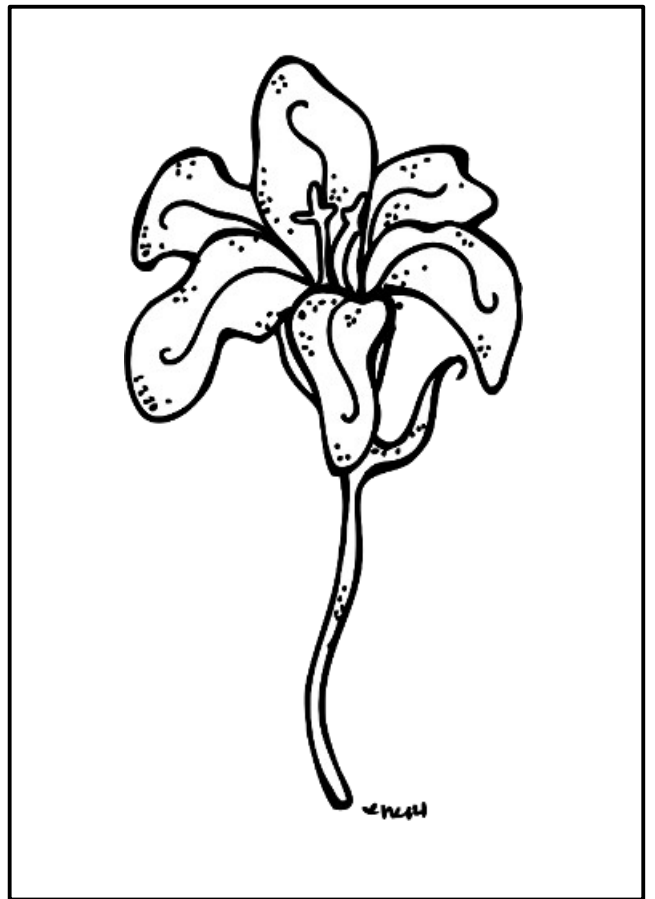
Other names: _____

Where does it like to grow: _____

What colors can it be?: _____

Describe what the seed looks like.

Draw a picture of the seed.



Marigold



Other names: _____

Where does it like to grow: _____

What colors can it be?: _____

Describe what the seed looks like.

Draw a picture of the seed.



Orchid

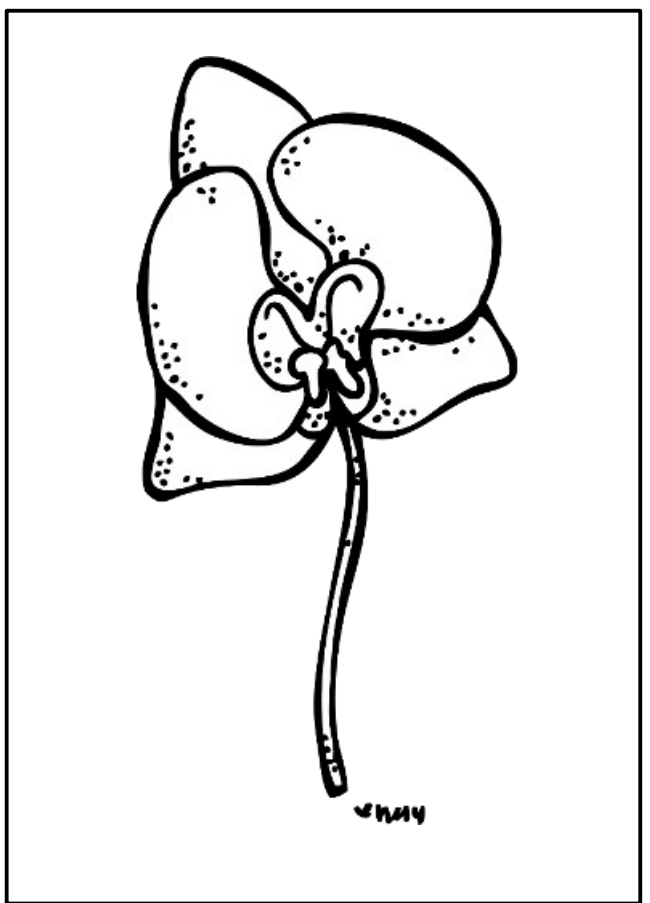

Other names: _____

Where does it like to
grow: _____

What colors can it be?: _____

Describe what the seed looks like.


Draw a picture of the seed.



Pansy

Other names: _____


Where does it like to grow: _____



What colors can it be?: _____

Describe what the seed looks like.


Draw a picture of the seed.



Rose

Other names: _____


Where does it like to
grow: _____



What colors can it be?: _____

Describe what the seed looks like.

Draw a picture of the seed.



Snapdragon

Other names: _____


Where does it like to grow: _____



What colors can it be?: _____

Describe what the seed looks like.


Draw a picture of the seed.



Sunflower

Other names: _____


Where does it like to grow: _____



What colors can it be?: _____

Describe what the seed looks like.

Draw a picture of the seed.



Tulip


Other names: _____

Where does it like to
grow: _____

What colors can it be?: _____

Describe what the seed looks like.


Draw a picture of the seed.



Violet

Other names: _____

Where does it like to grow: _____



What colors can it be?: _____

Describe what the seed looks like.

Draw a picture of the seed.

