



Flower Learning Pack Part 4

*Thanks for stopping by and downloading my Flower Learning Pack.
Be sure to download Part 1, 2, 3 & Tot Pack.*

These printables are provided *FREE* of charge. Please do share my printables. But please remember that all of my printables are for personal use. You cannot claim these printables or sell them as your own. All the printables and pictures are the property of 3 Dinosaurs.

Please DO

- Download the files to your computers and print them off for personal use.
- Direct people to the blog or site when sharing with others.
- Give proper credit back to 3 Dinosaurs when blogging about our files.

You May Not

- Link directly to the pdf file.
- Alter my files in any way.
- Store them on your website in any format.
- Seek to use these to drive traffic to your site or sell them in any way.
- Print off and sell them to others.

Please remember this is about being Honest.

I reserve the right to change this policy at any time.

Please read the [Terms of Use](#). If you have any questions please let me know.

Thanks!

3Dinosaurs.com



Graphics: Purchased from [Melonheadz Illustrations](#)



Flower Learning Pack Index

Part 1

3-6 – 3 Part Cards
7-8 - Which One Is Different
9 - What Comes Next?
10-11 - Prewriting Practice
12 – Pattern Cards
13-16 – Matching Cards
17-25 – 4 Piece Puzzles
26-28 – 10 Piece Puzzles
29 – Flower Sorting
30-32 – Label Begging Sound

Part 2

3-4 – Begging Sound
5 – Size Sequencing
6-7 – Sorting by Size
8-11 – Wall Cards
12-19 – Trace Begging Sound
20-23 – Trace The Word
24-27 – Write the Word
28 – Iris Color by Size
29-33 – Roll & Count Flower with Questions
34-35- Count & Graph the Flowers

Part 3

3-20 – Writing
21-38 – Trace & Color
39-56 – Fill out the Information about the Flower

Part 4

3 – Color the Pattern
4 – Fill in the Missing Pattern
5-10 – 3 Small Flower Books
11 – Roll & Cover
12 – Roll & Cover + 5
13 – Find the ABCs
14-16 – Flower Writing Words
17 – Measure the Flowers


Tot Pack

3-8 - Solid Line Prewriting
9-14 - Dashed Line Prewriting
15-16 – Which One is Different
17-21 – 2 Piece Puzzles
22-24 – Color the Tulip
26-27 – Matching Cards
28 – 9 Piece Puzzles
29-34 – Matching Pages
35-36 – Roll & Count
27-38 – Shape Tracing
39-45 – Dot the Letter: B, D, I, L, M, S, T
46 – Lacing Card

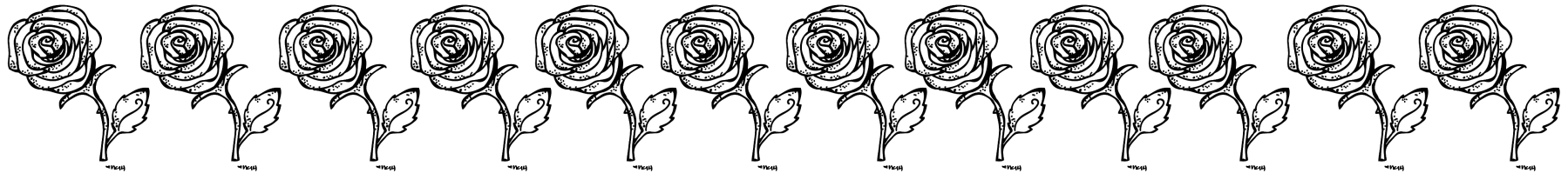
Color The Patterns

Color in an AB pattern.

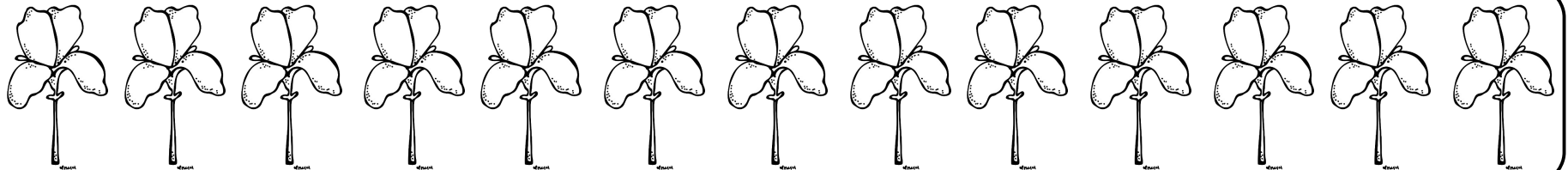
Name: _____



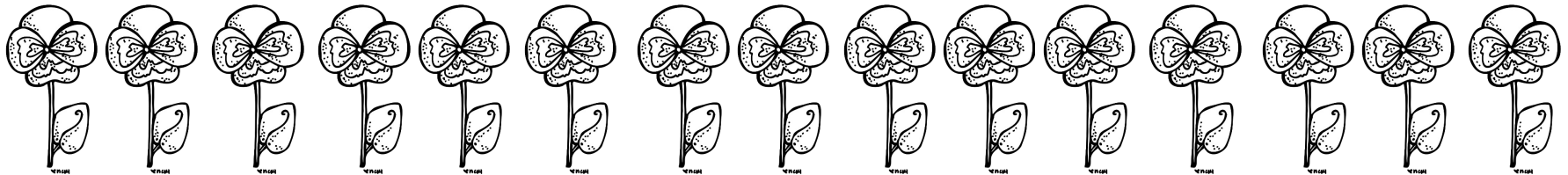
Color in an BBA pattern.



Color in an CA pattern.







Color in an CAB pattern.



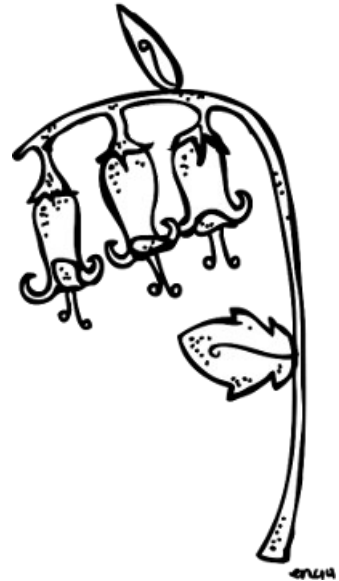
Fill in the missing patterns.

Created by Cassie @ 3Dinosaurs.com






Mini Flower
Book 1



bluebell




buttercup




carnation

daisy




daffodil



dandelion

Created by Cassie
@ 3Dinosaurus.com

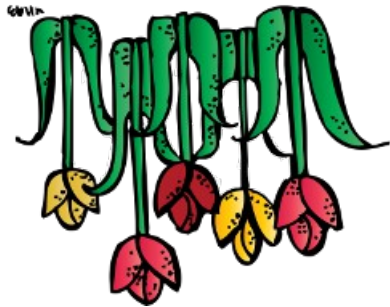
Created by Cassie
@ 3Dinosaurus.com



Mini Flower
Book 1


Created by Cassie

@ 3Dinosaurs.com



Created by Cassie

@ 3Dinosaurs.com




daisy



dandelion




bluebell



buttercup



carnation




daffodil

marigold




orchid



lily




lilac



iris



Created by Cassie
@ 3Dinosaurs.com




Created by Cassie

@ 3Dinosaurs.com

Mini Flower
Book 2




hyacinth



Mini Flower
Book 2

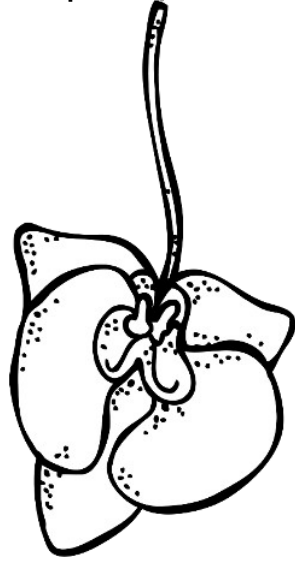
Created by Cassie

@ 3Dinosaurs.com



Created by Cassie

@ 3Dinosaurs.com




orchid



marigold



hyacinth




iris



lilac



lily



Mini Flower
Book 3


Created by Cassie

@ 3Dinosaurs.com

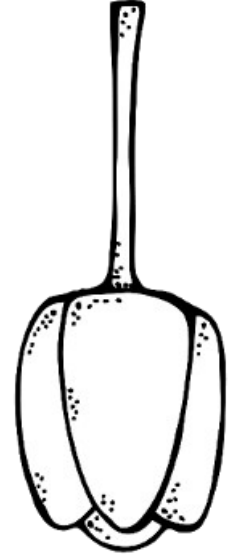


Created by Cassie


@ 3Dinosaurs.com



violet



tulip




pansy




rose



snapdragon



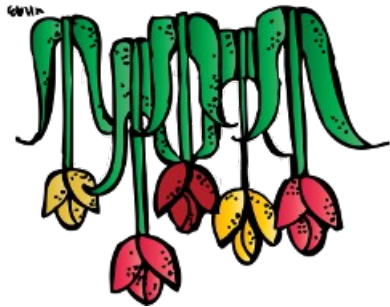
sunflower



Mini Flower
Book 3


Created by Cassie

@ 3Dinosaurs.com

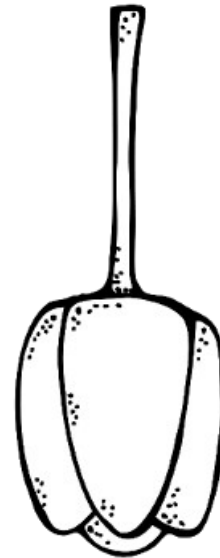


Created by Cassie


@ 3Dinosaurs.com



violet



tulip



pansy



rose




snapdragon



sunflower

Tulip Roll & Cover


How to Play:
Roll two dice and
add them together.



Roll & Cover Sledding & Add 5

How to Play:

Roll two dice and add them together. Take the total and add 5 more and cover the answer.



$$\underline{\quad} + \underline{\quad} + 5 = \underline{\quad}$$

$$\underline{\quad} + \underline{\quad} + 5 = \underline{\quad}$$

$$\underline{\quad} + \underline{\quad} + 5 = \underline{\quad}$$

$$\underline{\quad} + \underline{\quad} + 5 = \underline{\quad}$$

$$\underline{\quad} + \underline{\quad} + 5 = \underline{\quad}$$

$$\underline{\quad} + \underline{\quad} + 5 = \underline{\quad}$$

$$\underline{\quad} + \underline{\quad} + 5 = \underline{\quad}$$

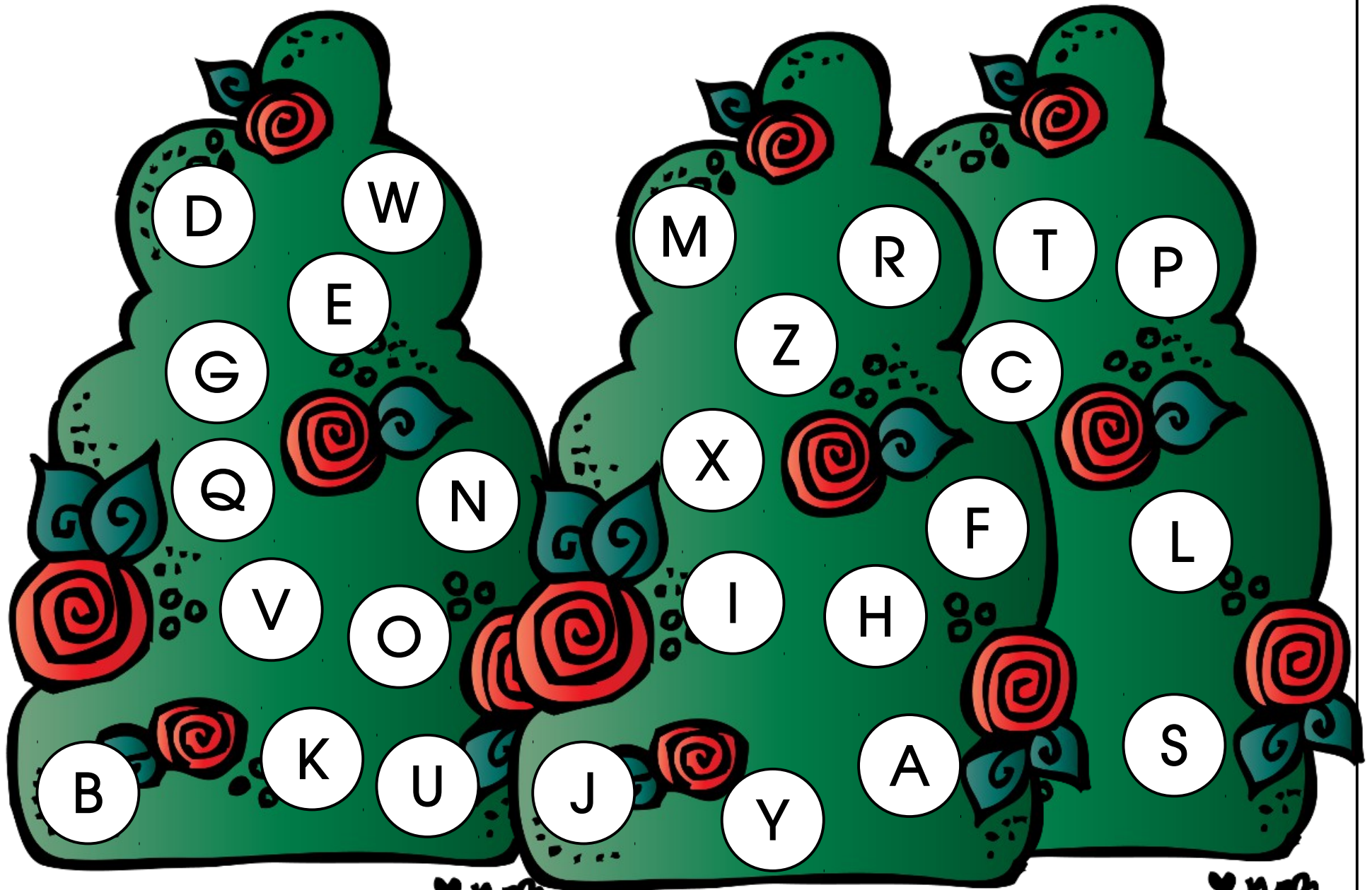
$$\underline{\quad} + \underline{\quad} + 5 = \underline{\quad}$$

$$\underline{\quad} + \underline{\quad} + 5 = \underline{\quad}$$

$$\underline{\quad} + \underline{\quad} + 5 = \underline{\quad}$$

$$\underline{\quad} + \underline{\quad} + 5 = \underline{\quad}$$

Find the ABCs in the Rose Bushes



Flower Writing

Name: _____

Write words that start with the same beginning sound as the picture below!





1. _____
2. _____
3. _____
4. _____
5. _____
6. _____
7. _____

Flower Writing

Name: _____

Write words that start with the same beginning sound as the picture below!

1. _____
2. _____
3. _____
4. _____
5. _____
6. _____
7. _____



Flower Writing

Name: _____

Write words that start with the same beginning sound as the picture below!

1. _____
2. _____
3. _____
4. _____
5. _____
6. _____
7. _____



Measure the Flowers

Name: _____

Measure the flowers using a ruler, paper clips or cubes.

Created by Cassie @ 3Dinosaurs.com

