



# Goldilocks & the 3 Bears Pack Part 2

Thanks for stopping by and downloading my Goldilocks & the 3 Bears Pack. Be sure to download Part 2, 3 & Tot Pack.

These printables are provided *FREE* of charge. Please do share my printables. But please remember that all of my printables are for personal use. You cannot claim these printables or sell them as your own. All the printables and pictures are the property of 3 Dinosaurs.

#### Please DO

- Download the files to your computers and print them off for personal use.
- Direct people to the blog or site when sharing with others.
- Give proper credit back to 3 Dinosaurs when blogging about our files.

#### You May Not

- Link directly to the pdf file.
- Alter my files in any way.
- Store them on your website in any format.
- Seek to use these to drive traffic to your site or sell them in any way.
- Print off and sell them to others.

Please remember this is about being Honest.

I reserve the right to change this policy at any time.

Please read the [Terms of Use](#). If you have any questions please let me know.

## Thanks! 3Dinosaurs.com

Purchased from [Scrappin Doodles](#)



# Goldilocks & the 3 Bears Pack Index

## Part 1

3-4 – 3 Part Cards  
5 - Which One Is Different  
6 - What Comes Next?  
7-8 - Prewriting Practice  
9 - Matching Cards  
10-12 – Match Cards  
13-19 – 4 Piece Puzzles  
20-22 – 10 Piece Puzzles  
23-25 – Drawing Pictures by Size  
26-27 – Dot the Letter G, B  
28-29 – Trace the Letter B, G  
30-31 – Size Words: Read Write & Stamp

## Part 2

3 – Begging Sounds  
4-5 – Wall Cards  
6-9 – Trace Begging Sound  
10-11 – Trace Word  
12-13 – Write the Word  
14-15 – Sorting by Size  
16—22 – Writing About Words  
23-29 – Trace & Color  
30 – Color Bears by Size  
31 – Color the Story  
32-33 – Read, Write & Trace Sentences  
34 – Fill in the Missing Numbers  
35 – Describe Goldilocks  
36 – Coloring Even & odd  
37 – Answer the Questions  
38 – Adding Math  
39 – Word Search

## Part 3

3 – Color the Pattern  
4 – Fill in the Missing pattern  
5 – Roll & Cover  
6 – Cover the ABCs  
7 – Follow the Path & Answer Question.

## Tot Pack

3-8 - Solid Line Prewriting  
9-14 - Dashed Line Prewriting  
15-16 – Which One is Different  
17- 18 – Color the Sizes  
19-22 – 2 Piece Puzzles  
23-25 – Color the Porridge Book  
27-28 – Matching Cards  
29 – 9 Piece Puzzles  
30-33 – Matching Pages  
34-35 – Shape Tracing  
36-37 – Dot the Letter : B, G  
38-39 – Lacing Cards



**D**

**L**

**G**



**E**

**R**

**B**



**M**

**B**

**R**



**B**

**A**

**P**



**R**

**P**

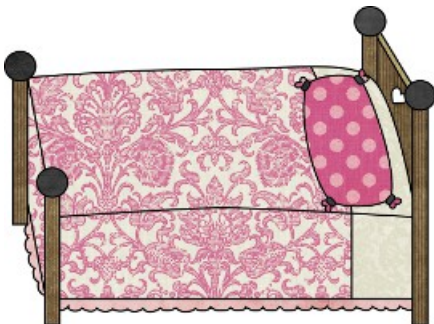
**D**



**C**

**A**

**R**



**D**

**E**

**B**



**H**

**S**

**U**



**R**

**T**

**F**



Goldilocks



baby bear



mama bear



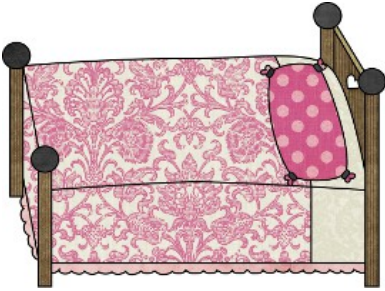
papa bear




porridge



chair



bed



house



woods





g g g g g g g



b b b b b b b



m m m m m m m



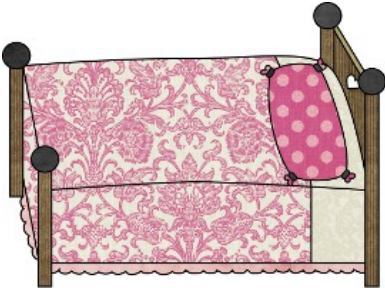
p p p p p p p



p p p p p p p



c c c c c c c



b b b b b b b



h h h h h h h



w w w w w w



Gg Gg Gg Gg



Bb Bb Bb Bb



Mm Mm Mm



Pp Pp Pp Pp

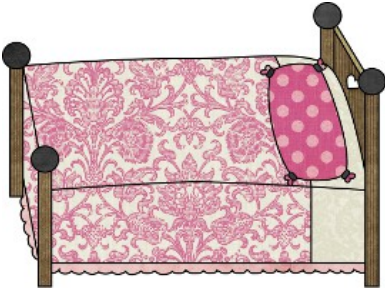


Pp Pp Pp Pp





Cc Cc Cc Cc



Bb Bb Bb Bb



Hh Hh Hh Hh



Gg Gg Gg Gg



Goldilocks



baby bear



mama bear



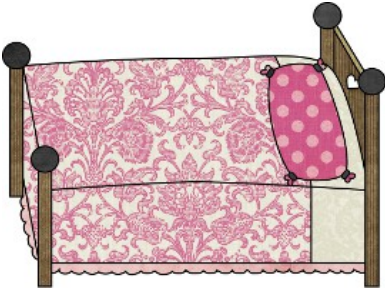
papa bear



porridge



chair



bed



house



woods



Handwriting practice lines consisting of a solid top line, a dashed middle line, and a solid bottom line.



Handwriting practice lines consisting of a solid top line, a dashed middle line, and a solid bottom line.



Handwriting practice lines consisting of a solid top line, a dashed middle line, and a solid bottom line.



Handwriting practice lines consisting of a solid top line, a dashed middle line, and a solid bottom line.



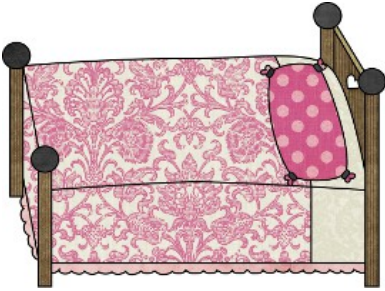
Handwriting practice lines consisting of a solid top line, a dashed middle line, and a solid bottom line.



---

---


---



---

---

---



---

---

---



---

---

---


---

---

---



# Size Sorting



**Small**

**Medium**

**Large**

# Writing

## Goldilocks



Write a sentence about Goldilocks.

# Writing

## baby bear



Write a sentence about baby bear

# Writing

## mama bear




Write a sentence about mama bear.



# Writing


## papa bear



Write a sentence about papa bear.

# Writing


## porridge



Write a sentence about porridge.

# Writing

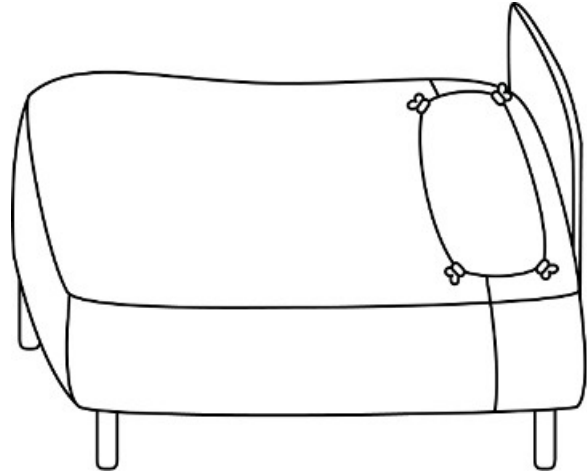
## chair



Write a sentence about a chair.

# Writing


## bed



Write a sentence about a bed.

G


is



Girls for  
Goldilocks




B B



B is for  
baby bear.

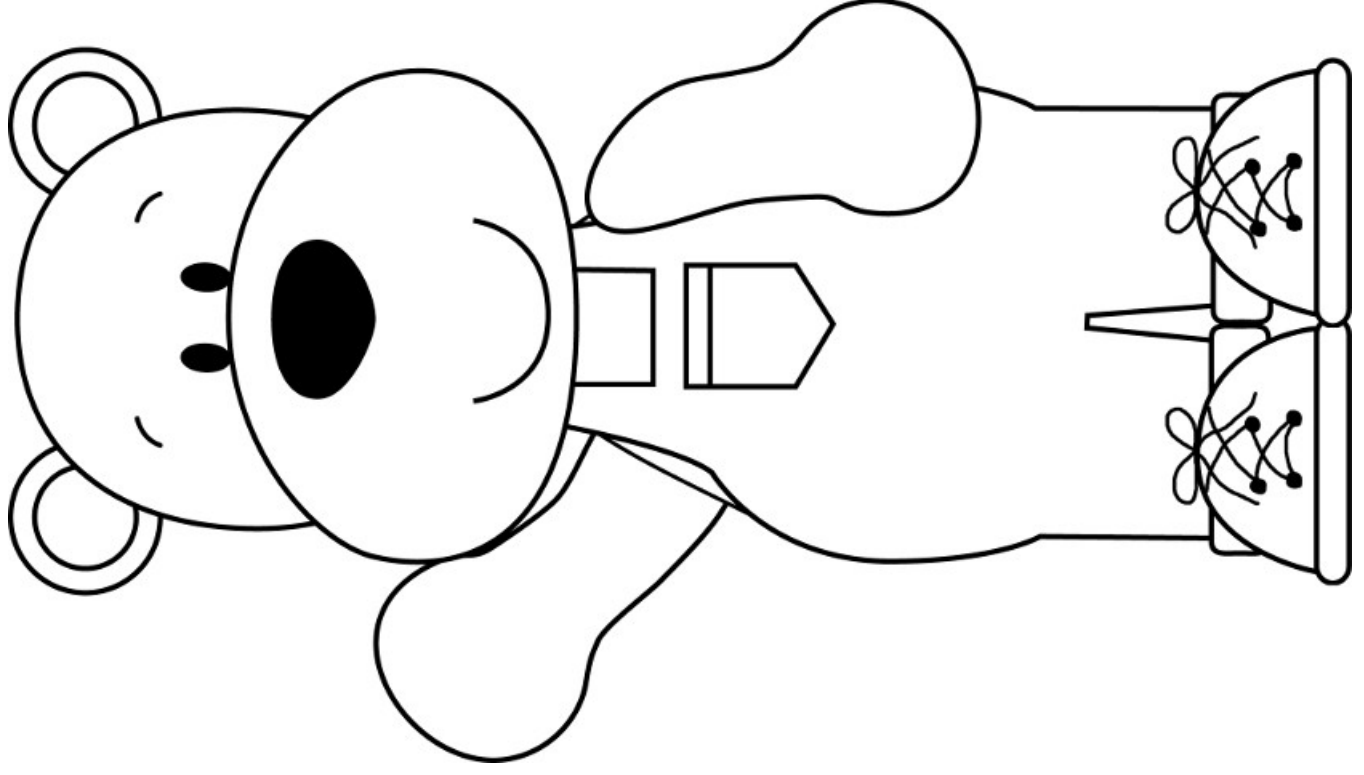
# Mama



M is for  
mama bear.

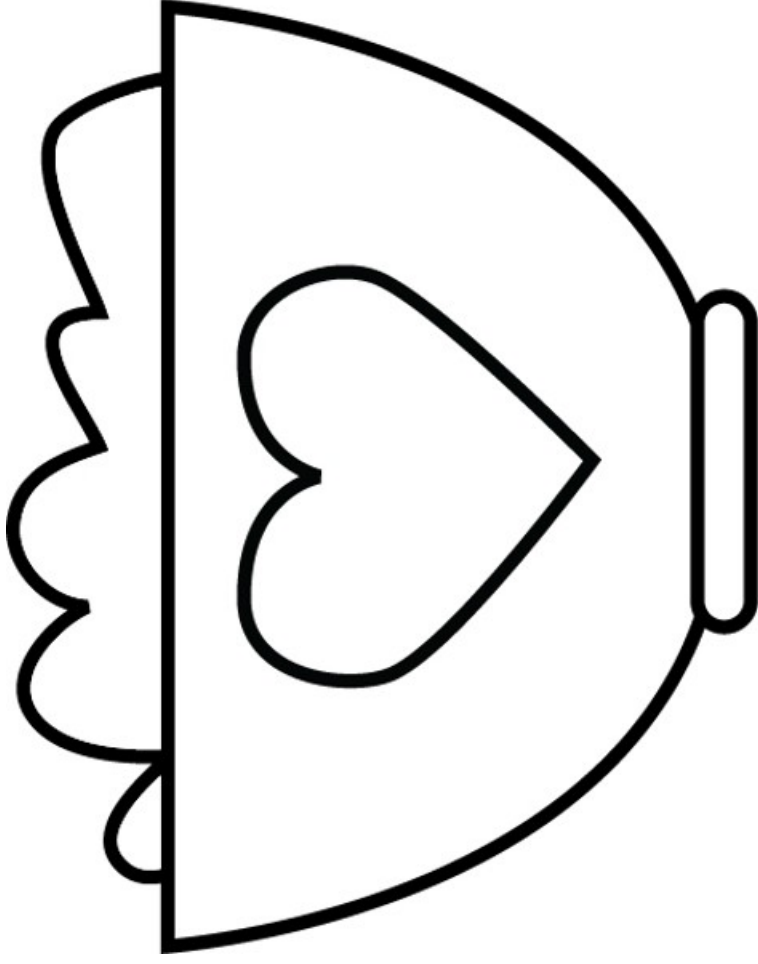
P P

p is for  
papa bear.



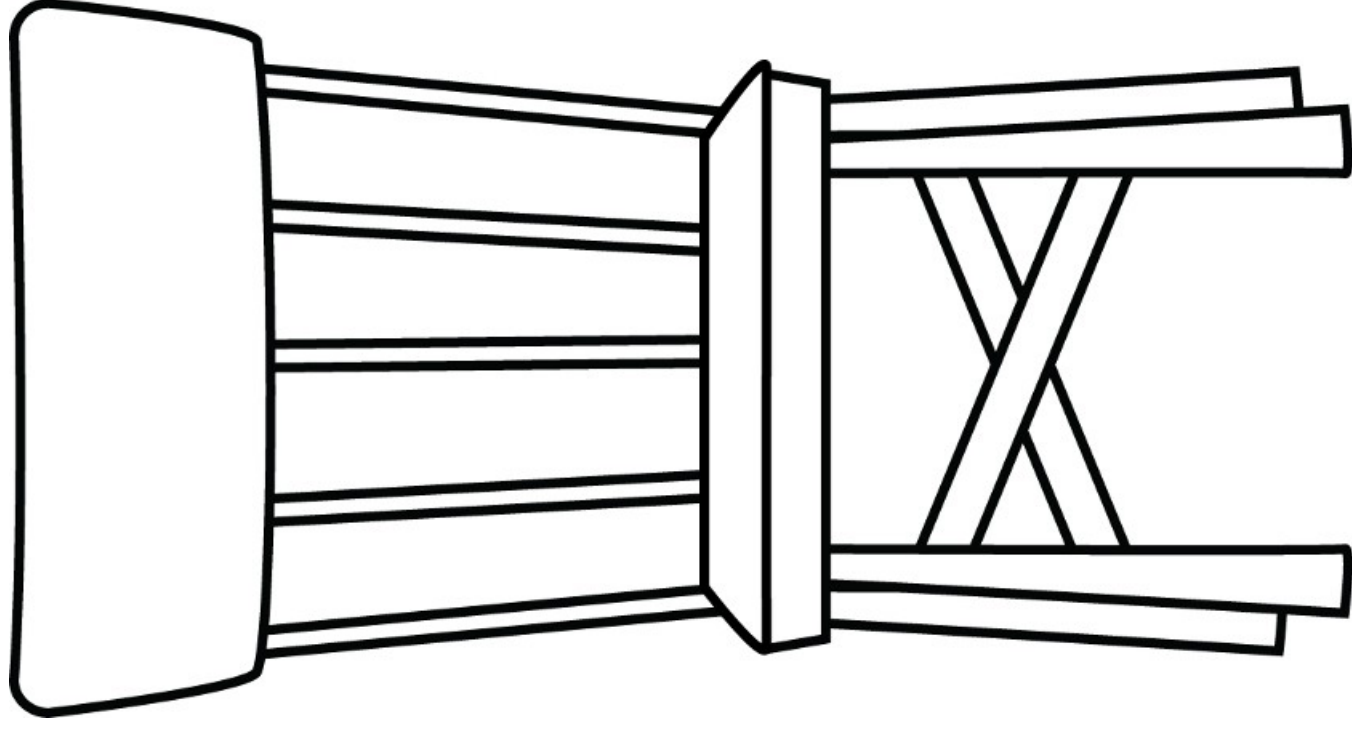
P P

p is for  
porridge.



Cc

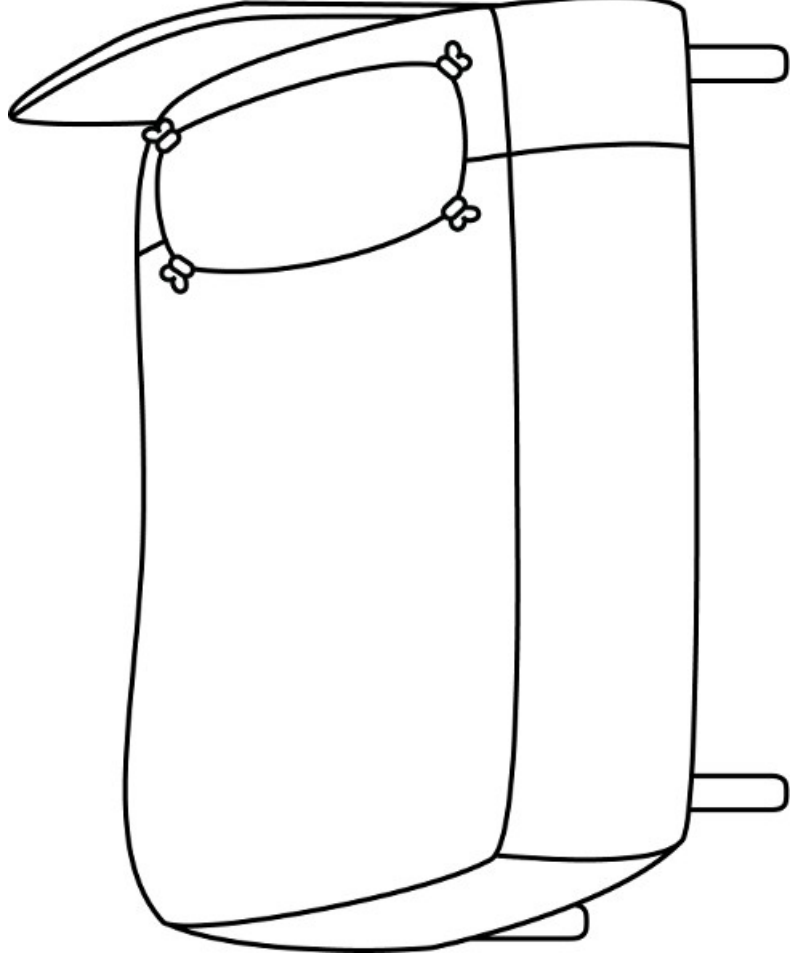
Chair





Bb

is for  
bed.




# Baby Bear Color by Size

Color the large baby bears **brown**.

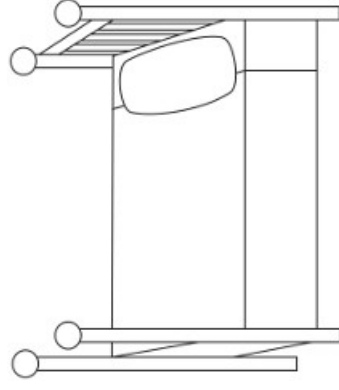
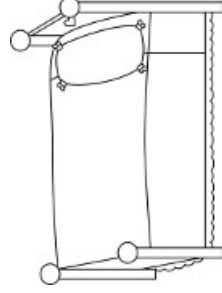
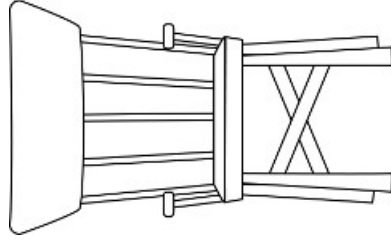
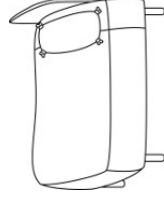
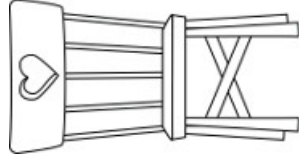
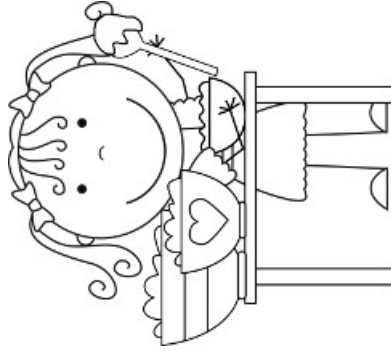

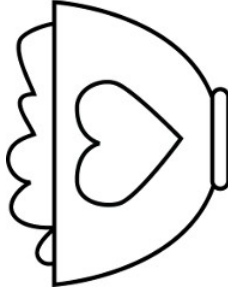
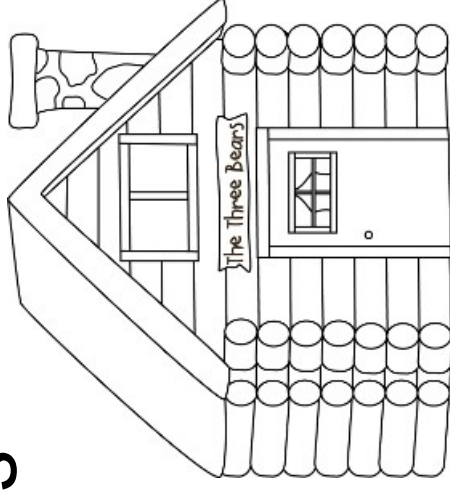
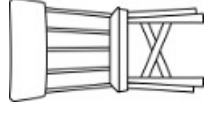


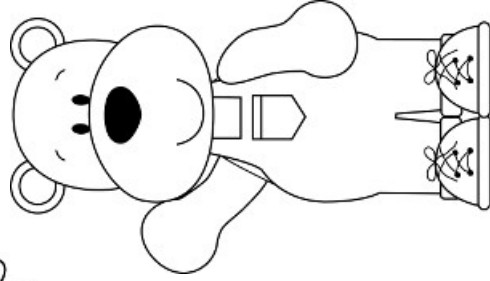

Color the medium baby bears **red**.

Color the small baby bears **black**.



# Color the pictures as you read the story.

## Goldilocks & The 3 Bears



# Goldilocks & The 3 Bears Writing

Read, trace and write the following sentences.

I see Goldilocks.

I see Goldilocks.

I see a small chair.

I see a small chair.

I see a big bed.

I see a big bed.

# Goldilocks & The 3 Bears Writing

Read, trace and write the following sentences.

I see baby bear.

I see baby bear.


I see a little bed.

I see a little bed.

I see a large chair.

I see a large chair.


# Fill in the Missing Numbers



			4	5			9	10
11				15	16	17		
21			24					30
		33				38		
41					46			50
	52				56	57		
		63	64			68		
71	72				76			80
		83			86			
91				95		98	99	100

# Describe Goldilocks

Use the bubbles below to describe 4 things about Goldilocks.



# Coloring Even & Odd

even - brown

odd - pink

45

2

67

12

99

63

37

24

68

75

52

42

41

83

78

39

92

68

26

16

72

46

8

3

17

49

6

15

24

71



# Answer the Question Matching

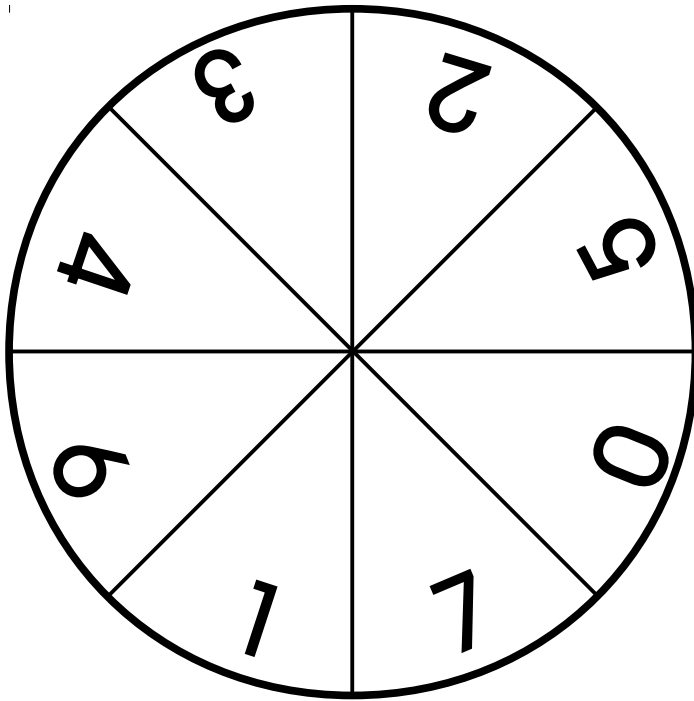
Created by Cassie @ 3Dinosaurs.com

You sit on me.	I am something you eat.	I am a girl.
You sleep on me.	I have a door that you can open	I am covered with fur.

Cut out the items below and matching them to the correct answer.



# Adding Math



Help the Goldilocks with her math. Use a pencil and paperclip to make your spinner. Spin twice for the numbers to add.

$$\underline{\quad} + \underline{\quad} = \underline{\quad}$$

$$\underline{\quad} + \underline{\quad} = \underline{\quad}$$

$$\underline{\quad} + \underline{\quad} = \underline{\quad}$$

$$\underline{\quad} + \underline{\quad} = \underline{\quad}$$

$$\underline{\quad} + \underline{\quad} = \underline{\quad}$$

$$\underline{\quad} + \underline{\quad} = \underline{\quad}$$

$$\underline{\quad} + \underline{\quad} = \underline{\quad}$$

$$\underline{\quad} + \underline{\quad} = \underline{\quad}$$

$$\underline{\quad} + \underline{\quad} = \underline{\quad}$$

$$\underline{\quad} + \underline{\quad} = \underline{\quad}$$

# Goldilocks & the 3 Bears Word Find

t	w	n	u	b	e	a	r
p	o	r	r	i	d	g	e
a	s	w	e	d	s	t	u
s	a	d	c	h	a	i	r
d	b	n	m	n	f	j	a
y	e	d	a	s	d	s	s
n	d	h	m	n	w	e	d
k	s	e	a	p	a	p	a
o	d	d	n	d	j	w	q
p	b	a	b	y	s	n	t



bear  
baby  
papa  
mama

bed  
porridge  
chair

