



# Groundhog Day Part 1 Pack

Thanks for stopping by and downloading my Groundhog Day Pack. Be sure to download Part 2 & Tot Pack.

These printables are provided *FREE* of charge. Please do share my printables. But please remember that all of my printables are for personal use. You cannot claim these printables or sell them as your own. All the printables and pictures are the property of 3 Dinosaurs.

#### **Please DO**

- Download the files to your computers and print them off for personal use.
- Direct people to the blog or site when sharing with others.
- Give proper credit back to 3 Dinosaurs when blogging about our files.

#### **You May Not**

- Link directly to the pdf file.
- Alter my files in any way.
- Store them on your website in any format.
- Seek to use these to drive traffic to your site or sell them in any way.
- Print off and sell them to others.

Please remember this is about being Honest.

I reserve the right to change this policy at any time.

Please read the [Terms of Use](#). If you have any questions please let me know.



## Thanks! 3Dinosaurs.com

Graphics: Purchased from [Melonheadz Illustrations](#)



# Groundhog Pack Index

## Part 1


3-4 – 3 Part Cards  
5 – Beginning Sounds  
6 - Which One Is Different  
7 - What Comes Next?  
8-9 - Prewriting Practice  
10 – Pattern Cards  
11-12 – Size Sorting  
13 – Writing Page  
14 – Trace & Color  
15-16 Cutting Practice  
17 – Groundhog Sorting  
18 – 4 Piece Puzzles  
19 – 10 Piece Puzzles  
20 – Wall Cards  
21-22 – Trace Beginning Sounds  
23 – Trace the Word  
24 – Write the Word  
25 – Color by Size  
26 - Find the G  
27 – Dot the Gg  
28 – Trace the G Print  
29 – Trace the G Cursive  
30 - Count Down 1 to 10  
31 – Count down 100 to 10 by 10s  
32-34 - Groundhog reporting sheets

## Part 2

3 – Color the Pattern  
4 – Fill in the Missing Pattern  
5 – Count and Match  
6-7 – Letter Tile Words  
8 – Read, Trace, cut & Paste  
9 – Sentence Read, Trace, cut & Paste  
10 – Measure the Shadows

## Tot Pack


3-8 - Solid Line Prewriting  
9-14 - Dashed Line Prewriting  
15 – Which One is Different  
16 – 2 Piece Puzzles  
17-19 – Color the Groundhog  
20 – 9 Piece Puzzle  
21- Matching Page  
22-23 – Shape Tracing  
24 – Dot The G  
25 – Lacing Card




**groundhog**




**shadow**




**sun**




**cloud**




**groundhog**




**shadow**




**sun**




**cloud**




D O G



S H W





S N U









L O C




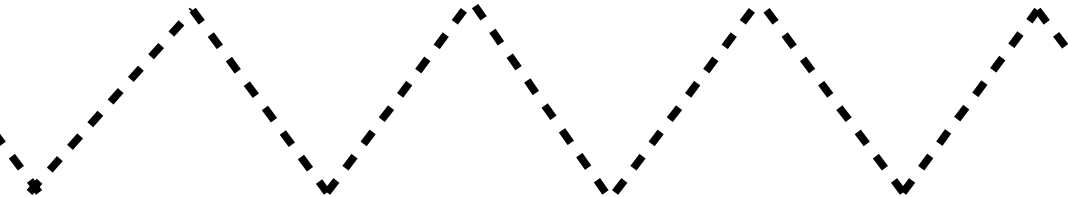
# Which One is Different?



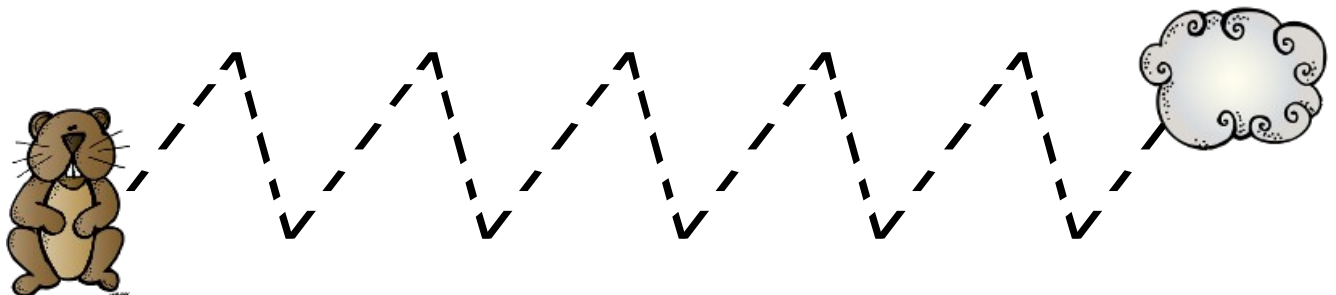

# What comes Next?




# Prewriting Practice



# Prewriting Practice





# Size Sorting




**Small**

**Medium**

**Large**

# Writing

## groundhog




Write a sentence about a groundhog.

Handwriting practice lines consisting of solid top and bottom lines with a dashed middle line. There are five sets of these lines for writing practice.

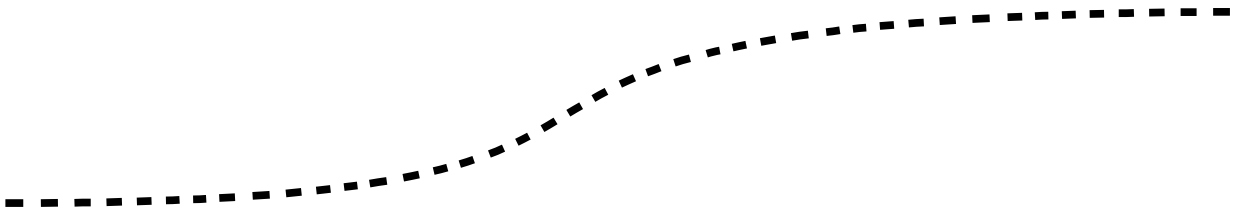

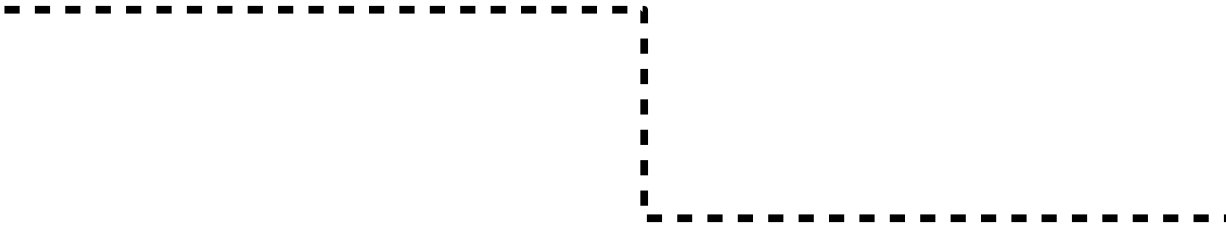
G

g



G is for  
groundhog



# Cutting Practice



# Cutting Practice



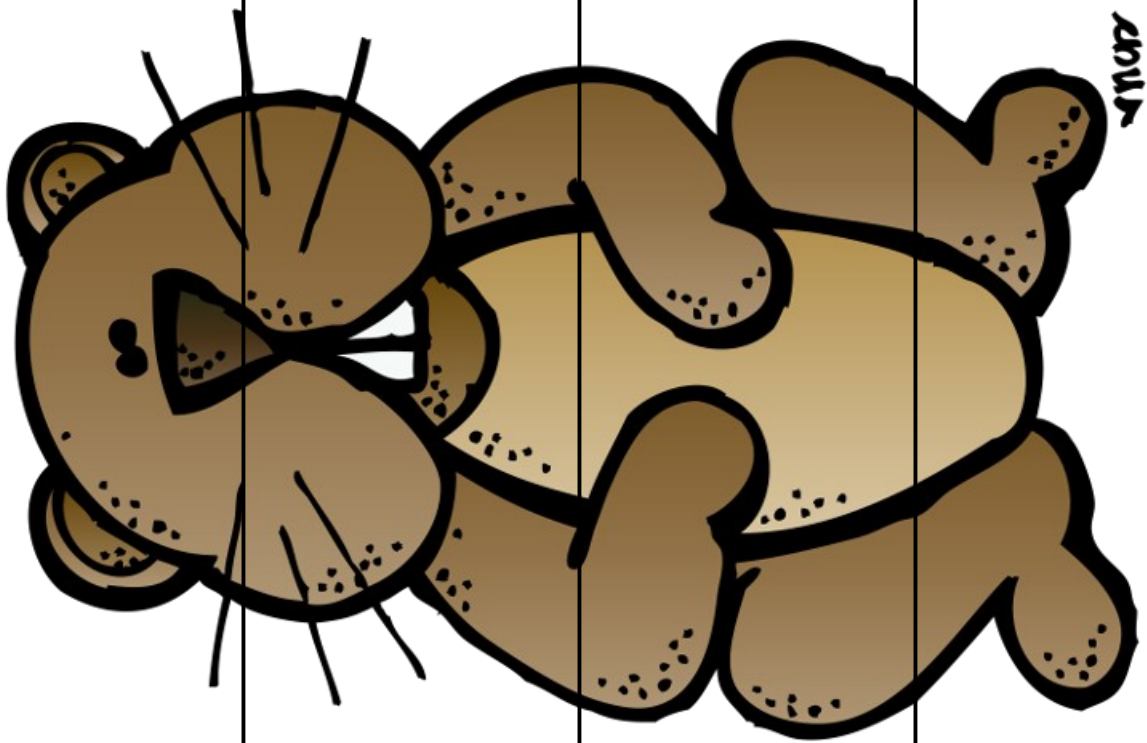
# Groundhog Sorting

Groundhogs

Shadow

Cut out the items below and sort them.







Created by Cassie @ 3Dinosaurs.com




Created by Cassie @ 3Dinosaurs.com







groundhog




shadow




sun




cloud




g g g g g g g




s s s s s s s




s s s s s s s




c c c c c c c




Gg Gg Gg Gg




Ss Ss Ss Ss




Ss Ss Ss Ss




Cc Cc Cc Cc




groundhog



shadow




sun




cloud


Created by Cassie @ 3Dinosaurs.com




Handwriting practice lines for the first row, featuring a solid top line, a dashed middle line, and a solid bottom line.



Handwriting practice lines for the second row, featuring a solid top line, a dashed middle line, and a solid bottom line.



Handwriting practice lines for the third row, featuring a solid top line, a dashed middle line, and a solid bottom line.




Handwriting practice lines for the fourth row, featuring a solid top line, a dashed middle line, and a solid bottom line.

Created by Cassie @ 3Dinosaurs.com

# Groundhog Color by Size

Color the large groundhogs **brown**.  
Color the medium groundhogs **black**.  
Color the small groundhogs **gray**.



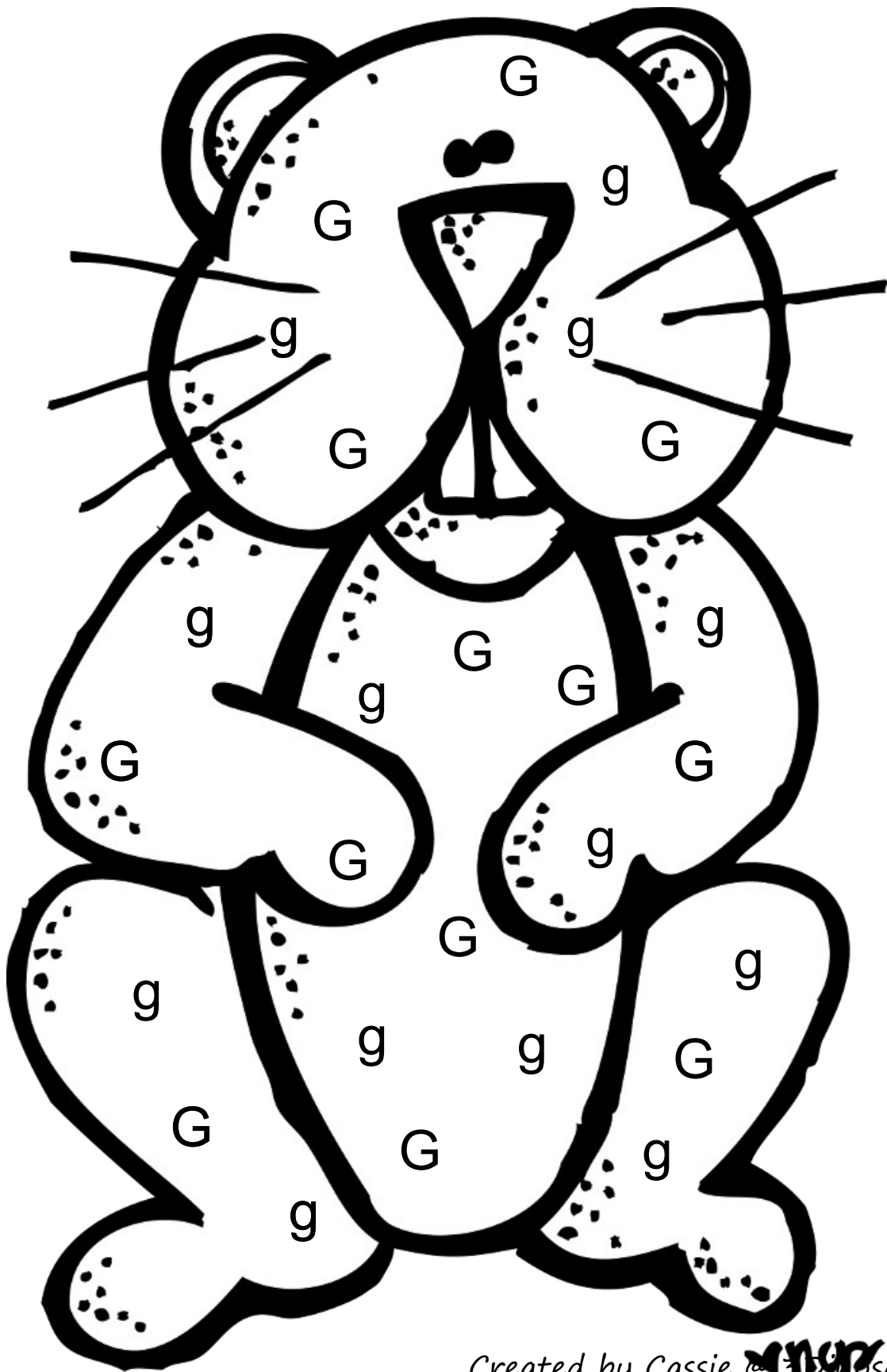
# Gg

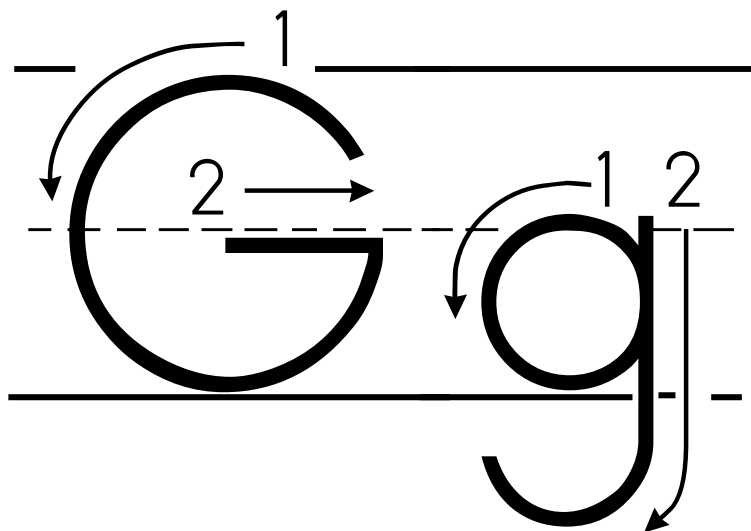


Color all the letter Gg's.

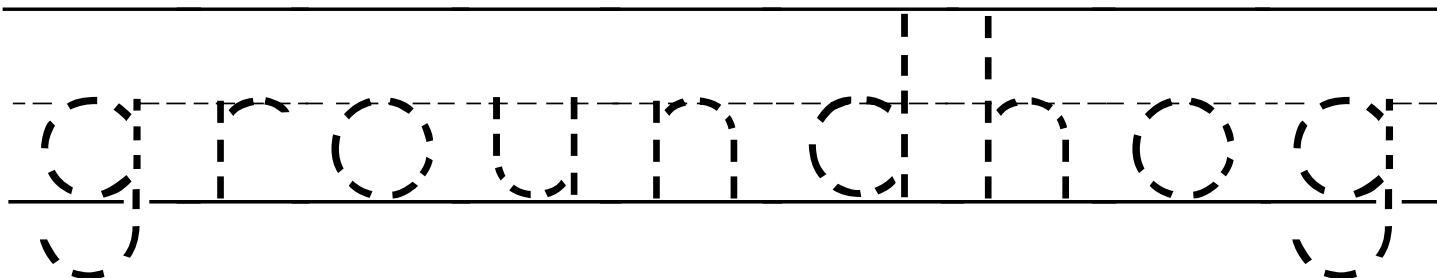
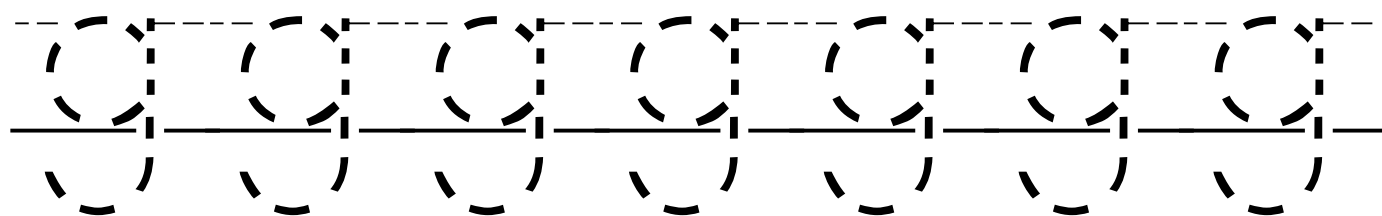
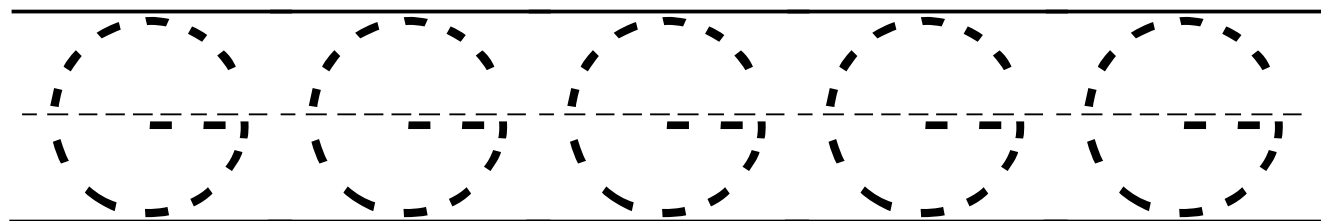
G	W	Q	N	C	O
s	G	g	g	G	f
L	d	P	B	g	G
g	g	G	j	V	r
G	h	g	G	F	g

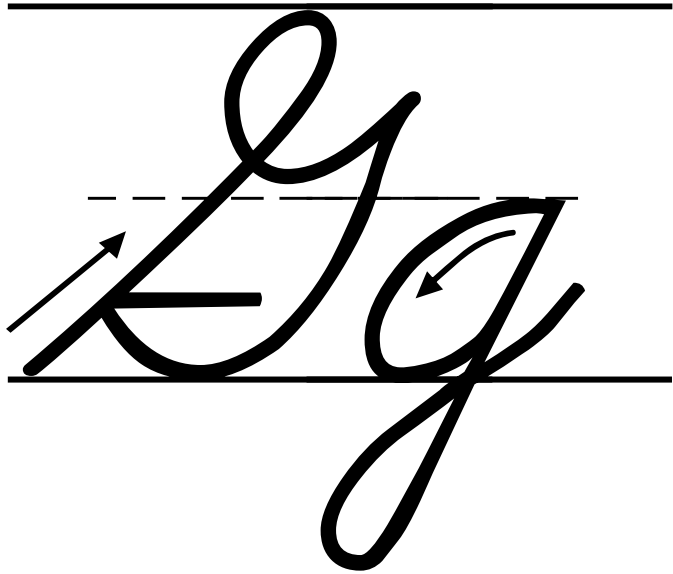
# Color the Gg on the Groundhog



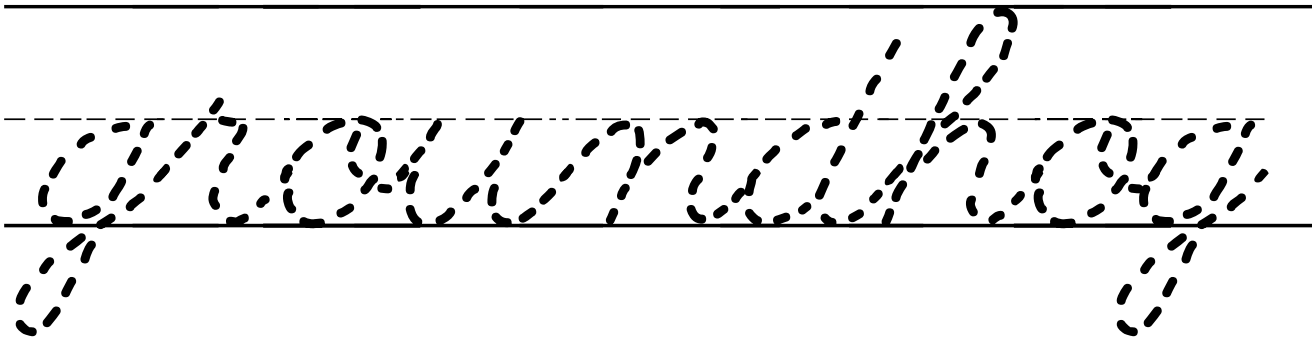




groundhog





groundhog



# Groundhog Count Down

10

9

8

7

6


5

4

3

2

1



9

7

6

4

3

1

# Groundhog Count Down

Count down to 100 by 10s.

100

90

80

70

60

50

40

30

20

10



100

80

70

50

40

20

10



# Groundhog Reporting



Location: \_\_\_\_\_

Groundhog's Name: \_\_\_\_\_

Saw Shadow ☐ Yes ☐ No

Circle what the weather was:

Rainy



Sunny




Cloudy



Snowy



Color the prediction that the groundhog gave.





# Groundhog Reporting



Location: \_\_\_\_\_

Groundhog's Name: \_\_\_\_\_

Saw Shadow ☐ Yes ☐ No

Location: \_\_\_\_\_

Groundhog's Name: \_\_\_\_\_

Saw Shadow ☐ Yes ☐ No

Location: \_\_\_\_\_

Groundhog's Name: \_\_\_\_\_

Saw Shadow ☐ Yes ☐ No

Location: \_\_\_\_\_

Groundhog's Name: \_\_\_\_\_

Saw Shadow ☐ Yes ☐ No

Location: \_\_\_\_\_

Groundhog's Name: \_\_\_\_\_

Saw Shadow ☐ Yes ☐ No

Location: \_\_\_\_\_

Groundhog's Name: \_\_\_\_\_

Saw Shadow ☐ Yes ☐ No



# Groundhog Reporting



Graph the information you gathered.

How many saw their shadow? \_\_\_\_\_

How many did not see their shadow? \_\_\_\_\_

Based on your information will be 6 more weeks of winter or is spring on its Way? \_\_\_\_\_

Shadow	No Shadow

Color the states of the Groundhogs you checked out.

