



Groundhog Day Pack Part 2

Thanks for stopping by and downloading my Groundhog Day Pack.
Be sure to download Part 1 & Tot Pack.

These printables are provided *FREE* of charge. Please do share my printables. But please remember that all of my printables are for personal use. You cannot claim these printables or sell them as your own. All the printables and pictures are the property of 3 Dinosaurs.

Please DO

- Download the files to your computers and print them off for personal use.
- Direct people to the blog or site when sharing with others.
- Give proper credit back to 3 Dinosaurs when blogging about our files.

You May Not

- Link directly to the pdf file.
- Alter my files in any way.
- Store them on your website in any format.
- Seek to use these to drive traffic to your site or sell them in any way.
- Print off and sell them to others.

Please remember this is about being Honest.

I reserve the right to change this policy at any time.

Please read the [Terms of Use](#). If you have any questions please let me know.

Thanks!

3Dinosaurs.com



Graphics: Purchased from [Melonheadz Illustrations](#)



Groundhog Pack Index

Part 1

3-4 – 3 Part Cards
5 – Beginning Sounds
6 - Which One Is Different
7 - What Comes Next?
8-9 - Prewriting Practice
10 – Pattern Cards
11-12 – Size Sorting
13 – Writing Page
14 – Trace & Color
15-16 Cutting Practice
17 – Groundhog Sorting
18 – 4 Piece Puzzles
19 – 10 Piece Puzzles
20 – Wall Cards
21-22 – Trace Beginning Sounds
23 – Trace the Word
24 – Write the Word
25 – Color by Size
26 - Find the G
27 – Do the Gg
28 – Trace the G Print
29 – Trace the G Cursive
30 - Count Down 1 to 10
31 – Count down 100 to 10 by 10s
32-34 - Groundhog reporting sheets

Part 2

3 – Color the Pattern
4 – Fill in the Missing Pattern
5 – Count and Match
6-7 – Letter Tile Words
8 – Read, Trace, cut & Paste
9 – Sentence Read, Trace, cut & Paste
10 – Measure the Shadows

Tot Pack

3-8 - Solid Line Prewriting
9-14 - Dashed Line Prewriting
15 – Which One is Different
16 – 2 Piece Puzzles
17-19 – Color the Groundhog
20 – 9 Piece Puzzle
21- Matching Page
22-23 – Shape Tracing
24 – Dot The G
25 – Lacing Card

Color The Patterns

Color in an AB pattern.

Name: _____



Color in an BA pattern.



Color in an ACC pattern.



















Color in an ACB pattern.



Fill in the missing patterns.

Created by Cassie @ 3Dinosaurs.com





Created by Cassie @ 3Dinosaurs.com

1

2

3

4

5

6

Groundhog Tile Word



G	R	O	U	N	D	H	O	G
---	---	---	---	---	---	---	---	---

Groundhog Tile Word



--	--	--	--	--	--	--	--	--



Read, Write, Stamp, Cut & Paste

groundhog

Write:

groundhog

Stamp:

Paste:

Created by Cassie @ 3Dinosaurs.com

Cut:

g r o u n d h o g



Shadow

Name: _____

Created by Cassie @ 3Dinosaurs.com



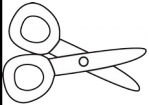
I see my shadow.



I see my shadow.



I see my shadow.



I	see	my	shadow
---	-----	----	--------

Measure the Shadow

Name: _____

Measure the shadow using a ruler, paper clips or cubes.

Created by Cassie @ 3Dinosaurs.com

