



Hanukkah Pack Part 1

Thanks for stopping by and downloading my Hanukkah Pack. Be sure to download Part 2, 3, 4 & Tot Pack.

If you would like to share this file please link directly to the web page or Blog and not to the pdf file.

This pack was made to be used with your toddler or preschooler. This is for your own personal use. Please don't sell or host these files anywhere.

Please read the [Terms of Use](#). If you have any questions please let me know.

Thanks! 3Dinosaurs.com

Thanks! 3Dinosaurs.com

Graphics from: [Hanukkah](#).by

[Melonheadz Illustrating and Doodles](#)



Hanukkah Pack Index

Part 1

3-5 – 3 Part Cards
7 - Which One Is Different
8 - What Comes Next?
9-10 - Prewriting Practice
11 – Pattern Cards
12-13 Matching Cards
14-15 – Shadow Matching
16-21 – 4 Piece Puzzles
22-24 – 10 Piece Puzzles
25-28 – Clip & Count to 20

Part 3

3-4 – Spin & Count Dreidel
5-8 – Dreidel Word Path
9-12 – Dreidel & Candle Color Matching
13-27 – Dreidel Puzzles
28-29 – ABC Writing
30-31 – Hanukkah CVC

Part 2

3 – Circle Begging Sound
4 – Size Sequencing
5-6 Size Sorting
7-9 - Wall Cards
10-13 – Writing Begging Sound
14-15 – Tracing Words
16-17 – Writing Words
18-20 - Writing Sentences
21-22 – Trace & Color
23 – Cutting Practice
24 – Hanukkah Word matching
25 - Hanukkah Shadow Matching
26 – Hanukkah Matching
27 – Color the Dreidel
28-33 – Math pages (Addition, Subtraction, Greater Than/Less Than, Counting)
34 – Find the D

Part 4

3-4 – Dreidel & Candle Color the Pattern
5-6 – Fill in the Missing Pattern
7-12 – Hanukkah Letter Tile

Part 5

3-4 – Word Fine
5 - Sorting
6 – Color the Same
7-8 – Color by Size and Questions
9 - Label the Sound
10-11 Count & Graph
12 – Hanukkah writing
13-14 – Tracing D& M
15 – Fill in the Missing Numbers
16 – Color Addition

Part 6

3 – Color by Number
4-5 – Stamping Page
6 -Dreidel Number Line
7 – Write Words that Start with D
8 – Roll & Cover
9 – Dot the ABCs

Tot Pack

3-5 - Solid Line Prewriting
6-9 - 2 Part Puzzles
10-12 – Color the Candles
13-15 – Color the Dreidel
17 – Matching Cards
18 – 9 Piece Puzzle

Tot Pack 2

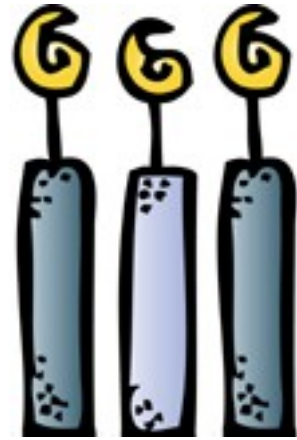
3-5 - Solid Line Prewriting
6-11 - Dashed Line Prewriting
12 – Which one is Different
13-15 – Hanukkah Shape Book
16-18 – Hanukkah Matching
19 - Spin & Count Dreidel
20-21 – Shape Tracing
22-23 – Dot the D & M
24 – Lacing Card



menorah



dreidel



candles



presents




gelt



latkes



sufganiyot



Star of David



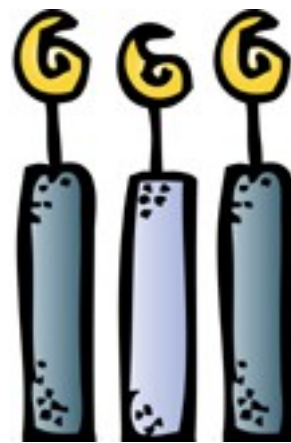
pitcher of oil



menorah



dreidel



candles



presents




gelt



latkes



sufganiyot




Star of David




pitcher of oil




shin



hay




gimel




nun




shin



hay

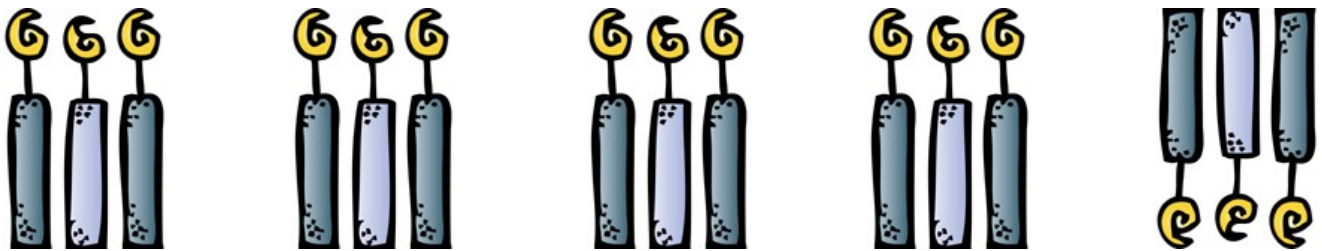


gimel



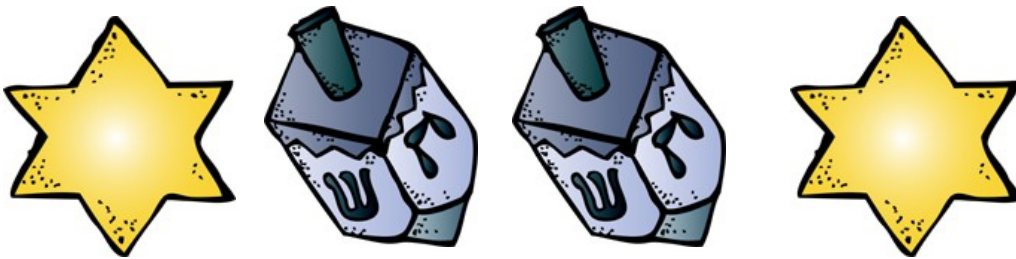





nun


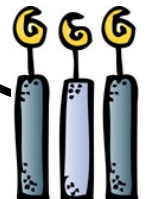
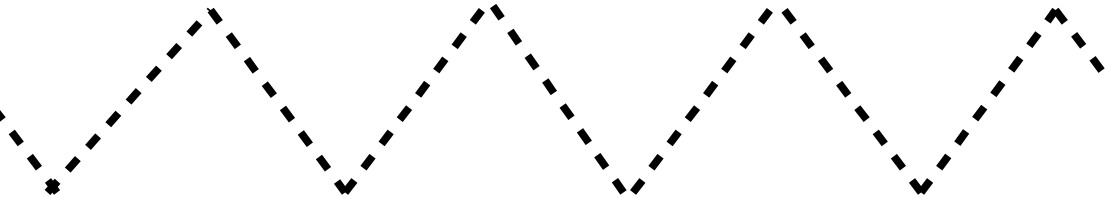
Which One is Different?



What comes Next?





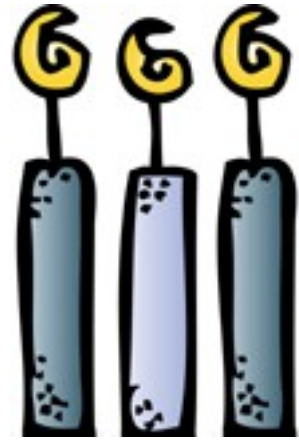
Prewriting Practice



Prewriting Practice




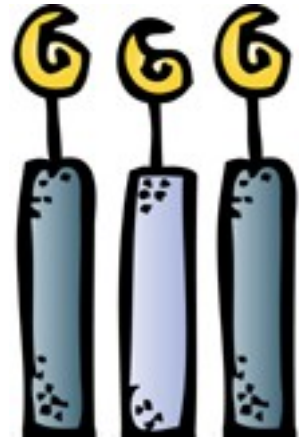









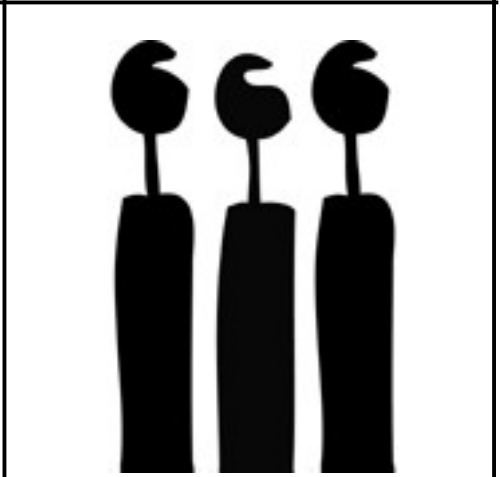

★ Happy ★
Hanukkah









★ Happy ★
Chanukah







★ Happy ★

Hanukkah

Created by Cassie @ 3Dinosaurs.com



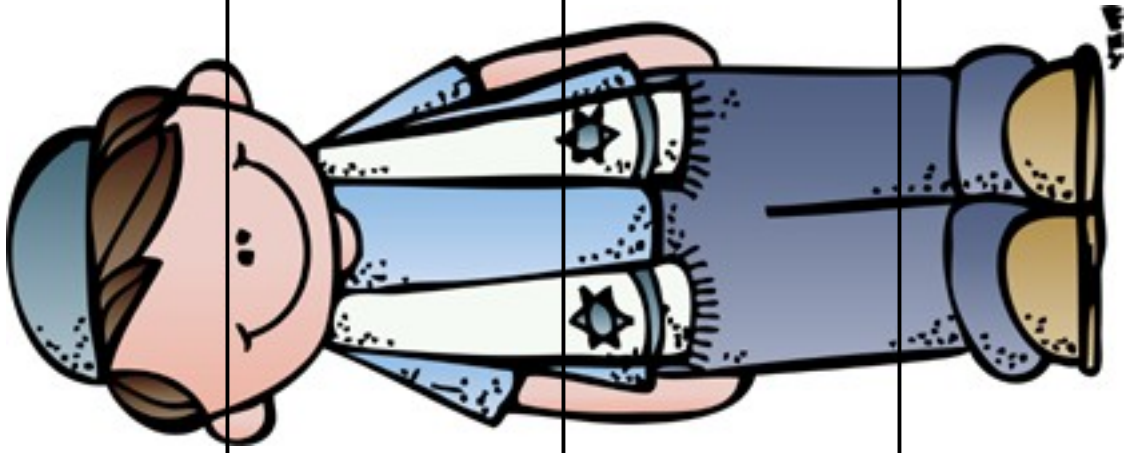
Created by Cassie @ 3Dinosaurs.com

Happy Chanukah


Created by Cassie @ 3Dinosaurs.com



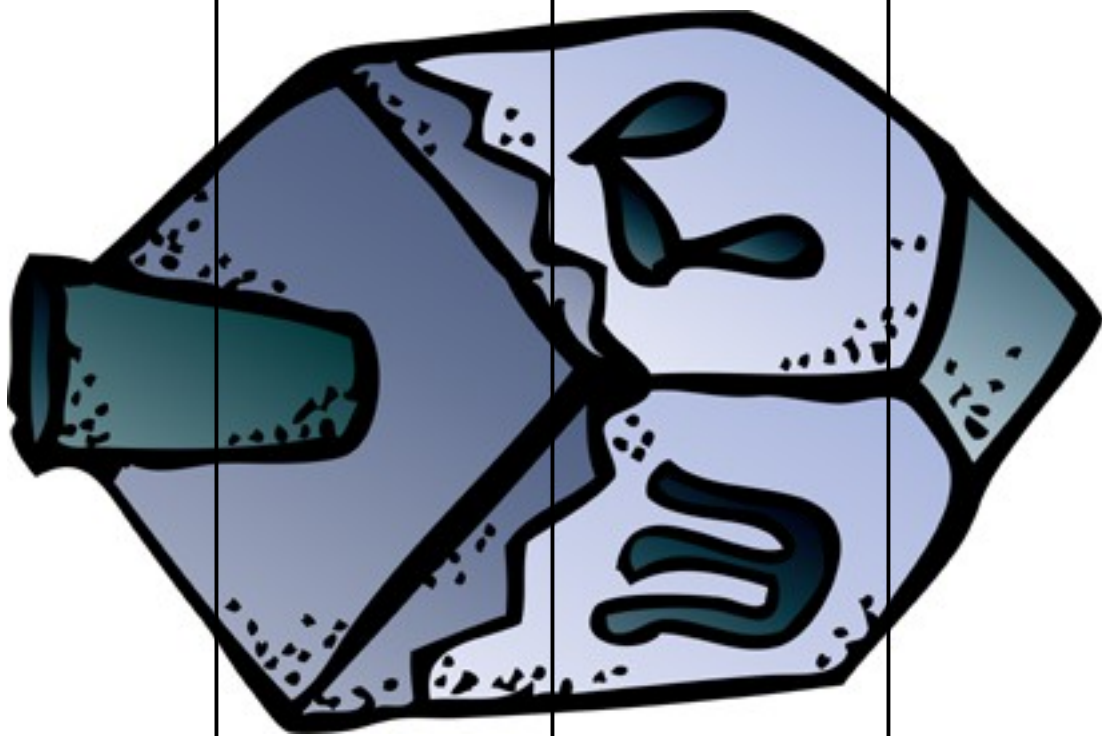
Created by Cassie @ 3Dinosaurs.com




Created by Cassie @ 3Dinosaurs.com



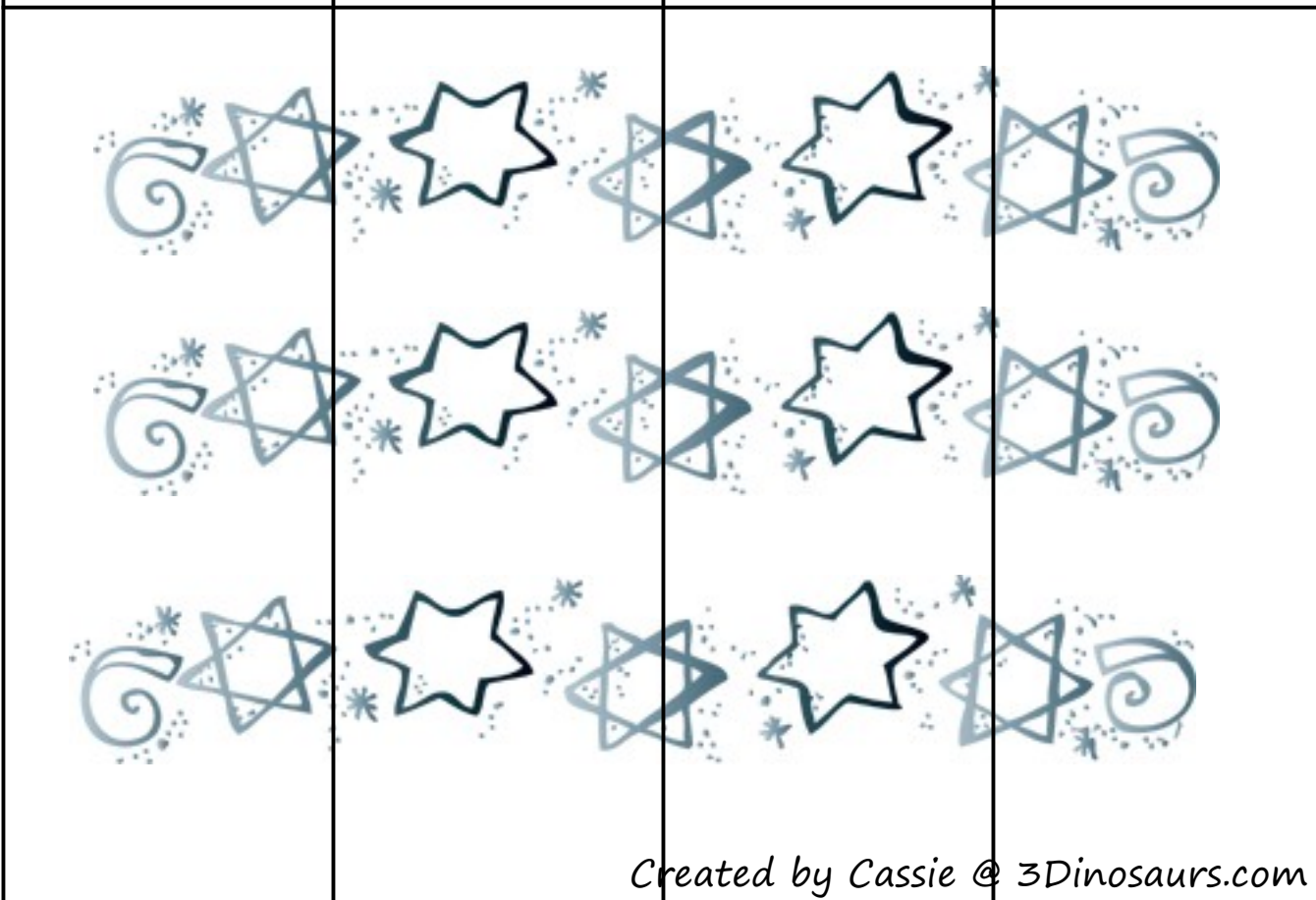

Created by Cassie @ 3Dinosaurs.com

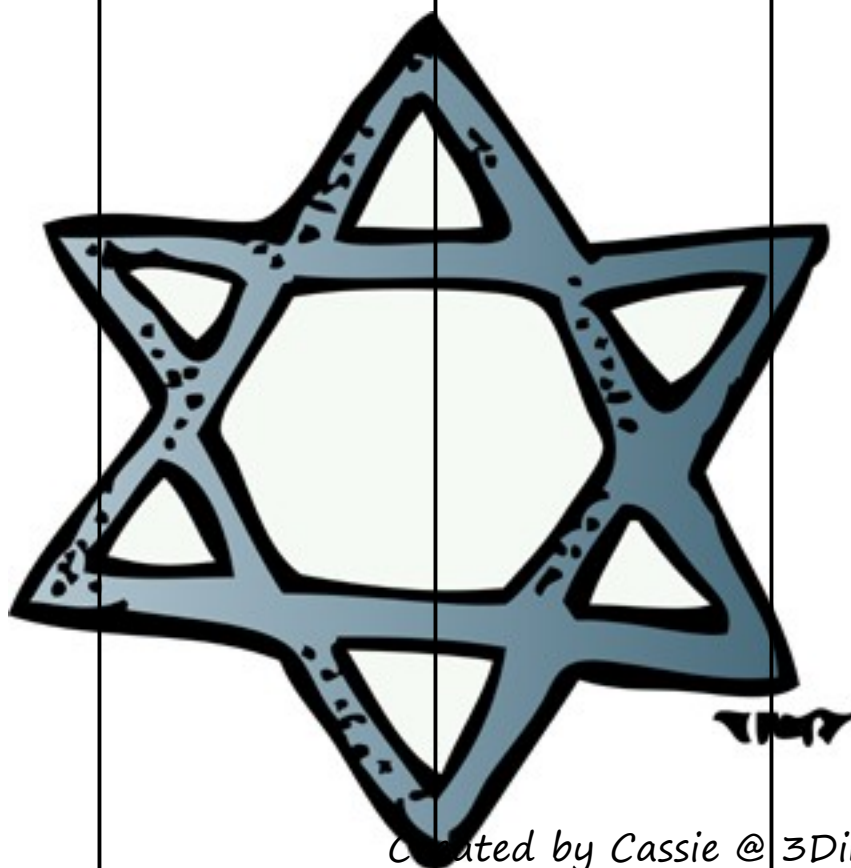


Created by Cassie @ 3Dinosaurs.com




Created by Cassie @ 3Dinosaurs.com

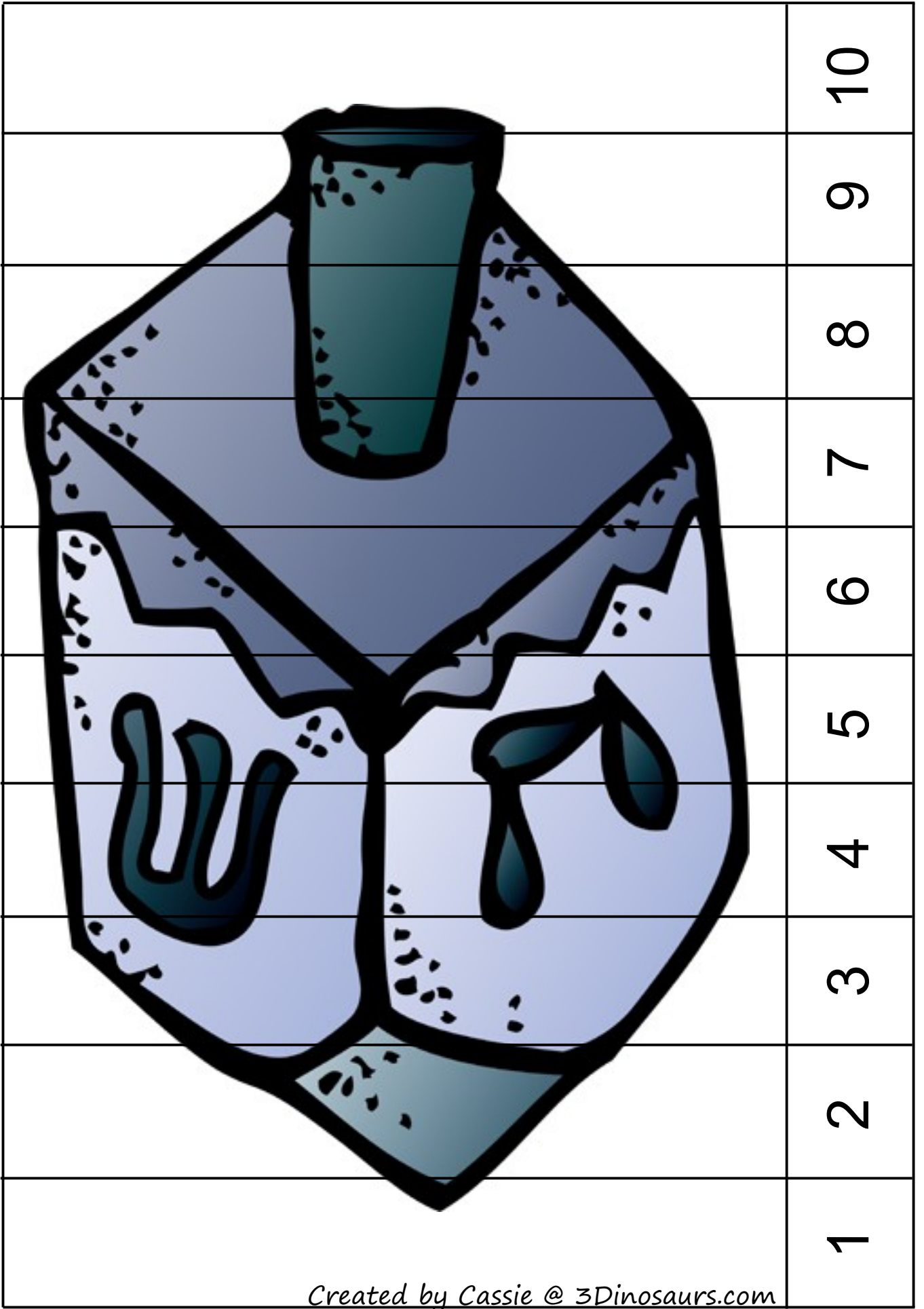




Created by Cassie @ 3Dinosaurs.com

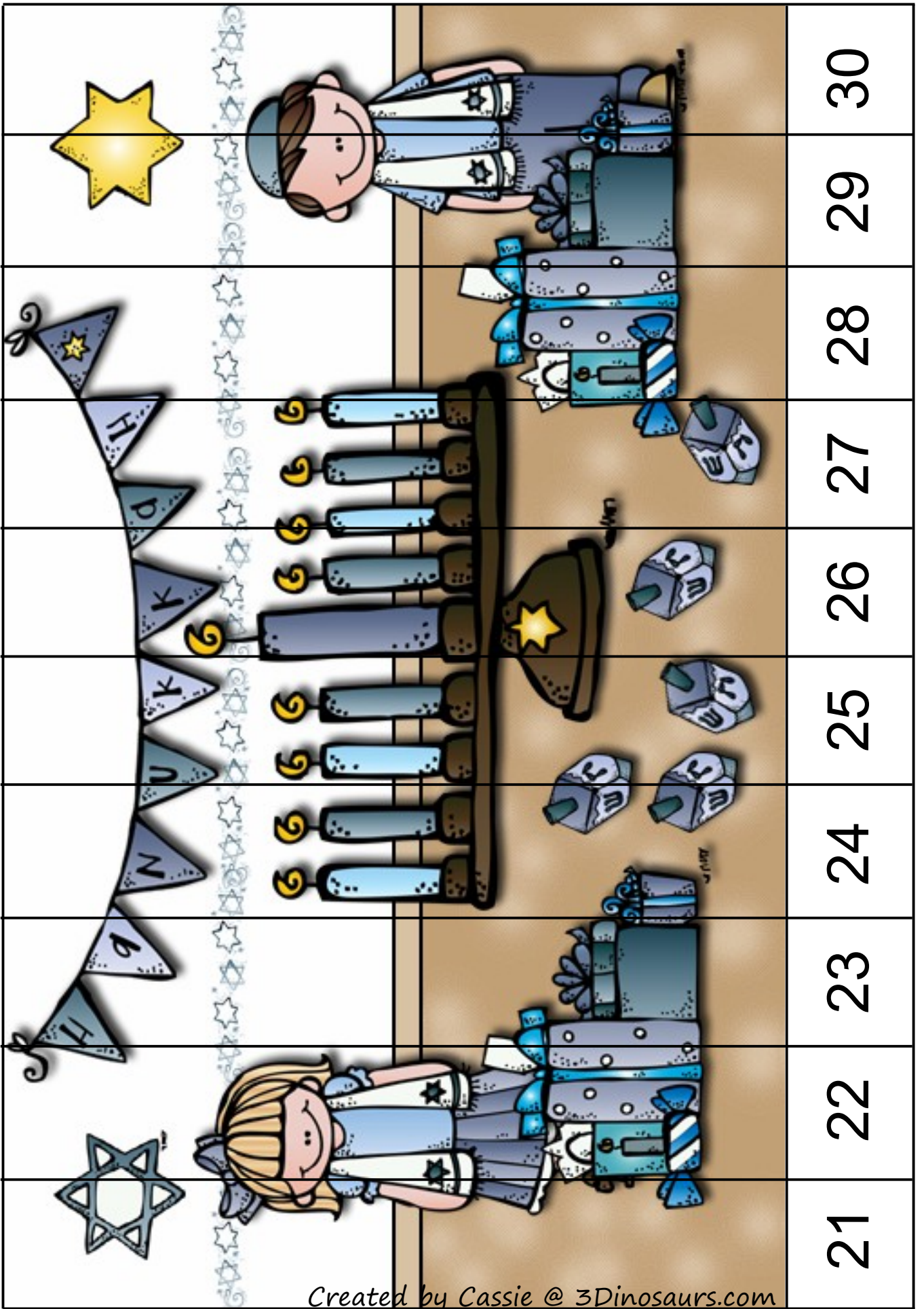


Created by Cassie @ 3Dinosaurs.com



11	
12	
13	
14	
15	
16	
17	
18	
19	
20	

Created by Cassie @ 3Dinosaurs.com



Count and Clip cards



Print, laminate and use clothes pins or dry erase markers to mark the correct answer.



1

3

2



2

1


3



3

2


4



4

5

3



5

7

6



7

6

8



8

9

7



7

8

9



8

10

9



9

10


11




11

10


12



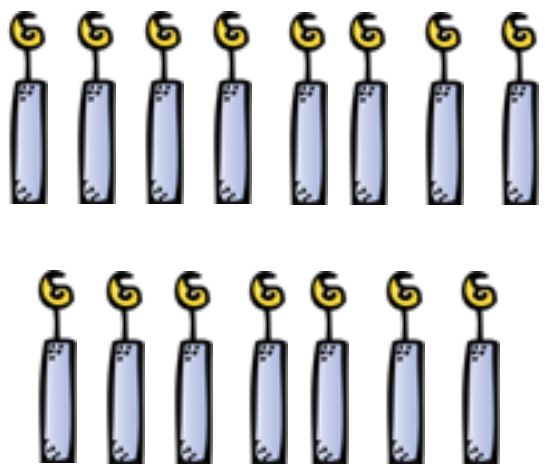
11	12	13
----	----	----



12	14	13
----	----	----



15	14	13
----	----	----



14	13	15
----	----	----