

HEY ★
diddle
diddle ★

Tot Pack

Thanks for stopping by and downloading my Hey Diddle Diddle Pack. Be sure to download Part 1 & 2.

These printables are provided *FREE* of charge. Please do share my printables. But please remember that all of my printables are for personal use. You cannot claim these printables or sell them as your own. All the printables and pictures are the property of 3 Dinosaurs.

Please DO

- Download the files to your computers and print them off for personal use.
- Direct people to the blog or site when sharing with others.
- Give proper credit back to 3 Dinosaurs when blogging about our files.

You May Not

- Link directly to the pdf file.
- Alter my files in any way.
- Store them on your website in any format.
- Seek to use these to drive traffic to your site or sell them in any way.
- Print off and sell them to others.

Please remember this is about being Honest.

I reserve the right to change this policy at any time.

Please read the [Terms of Use](#). If you have any questions please let me know.



Thanks! 3Dinosaurs.com

Graphics: Purchased from [Melonheadz Illustrations](#)



Hey Diddle Diddle Pack Index

Part 1

3-6 – 3 Part Cards
7 – Which One is Different?
8 - What Comes Next?
9-10 - Prewriting Practice
11 - Pattern Cards
12- Matching Cards
13-14 – Sorting by Size
15-19 – Writing Pages
20-24 – Trace & Color
25-26 – 4 Piece Puzzles
27-29 – 10 Piece Puzzles
30 – Color by Size
31 – Count & Color
32-33 – Hey Diddle Wall Cards
23-37 – Trace Beginning Sound
38-39 – Trace the Word
40-41 – Write the Word
42-43 – Beginning Sound
44 – Color the Story as you Read
45-48 – Roll & Count
49-50 – Words from Hey Diddle Diddle Poem




Part 2

3 - Color the Pattern
4 – Fill in the Pattern
5-6 – Small Book
7 – Finger Puppets
8 – Roll & Cover
9 – Puppets to Tell the Story




Tot Pack

3-8 - Solid Line Prewriting
9-14 - Dashed Line Prewriting
15 – Which One is Different
16-17 – 4 Piece Puzzles
18-20 – Color the Moon Book
21 – Matching Cards
23 – 9 Piece Puzzles
24 – Matching Page
25-26 – Roll & Count
27-28 – Shape Tracing
29-32 – Dot the Letter, C, D, M
33 – Lacing Card




Prewriting Practice




Prewriting Practice






Prewriting Practice






Prewriting Practice




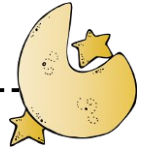

Prewriting Practice






Prewriting Practice



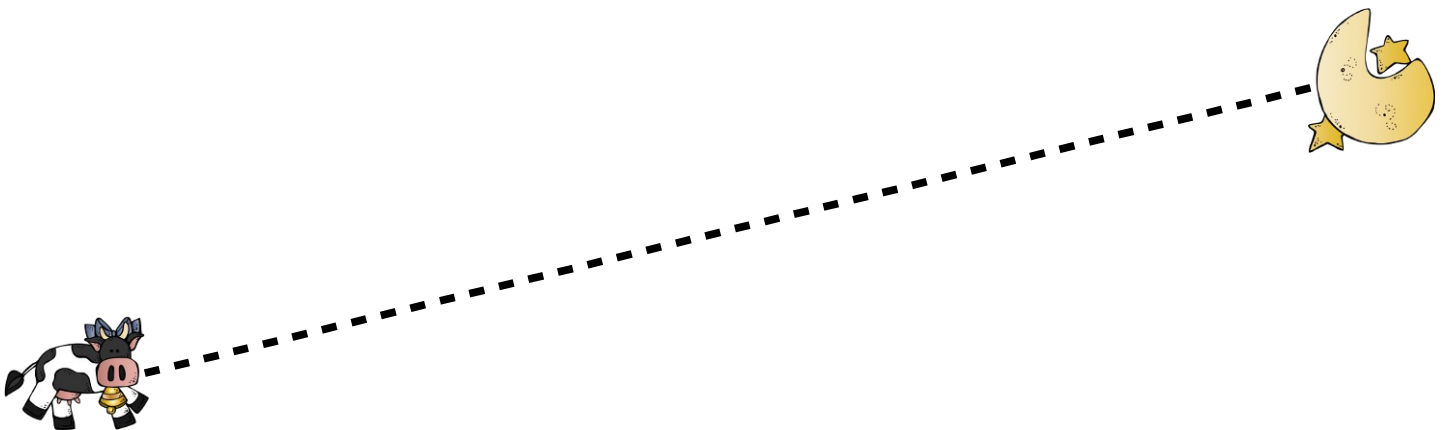
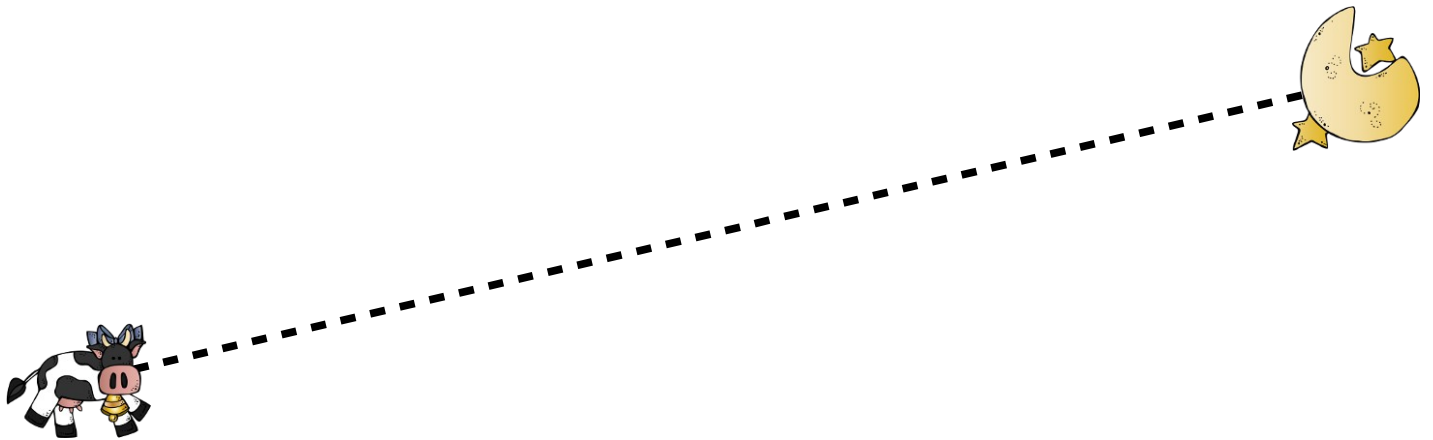
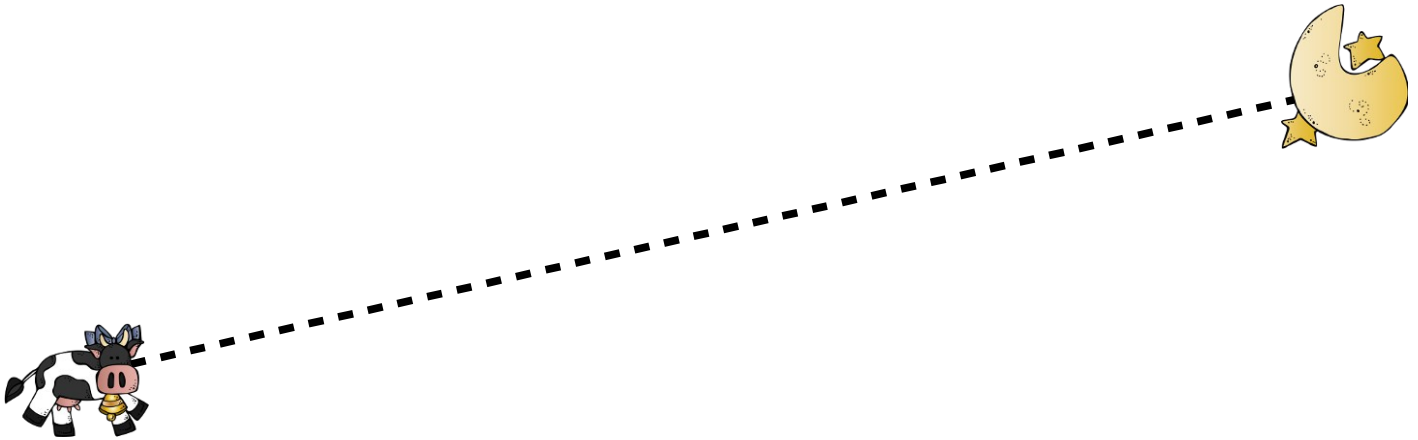
Prewriting Practice





Prewriting Practice






Prewriting Practice






Prewriting Practice






Prewriting Practice



Prewriting Practice



Which One is Different?







© 2014




Created by Cassie @ 3Dinosaurs.com



© 2014



Created by Cassie @ 3Dinosaurs.com




HEY
diddle
diddle


Created by Cassie @ 3Dinosaurs.com

Created by Cassie @ 3Dinosaurs.com


Color the Moon



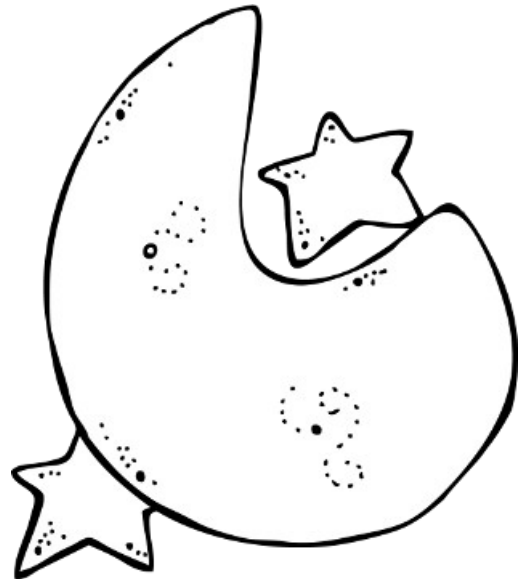
3Dinosaurs.com




The moon is pink.




The moon is red.




The moon is yellow.




The moon is orange.




The moon is purple.



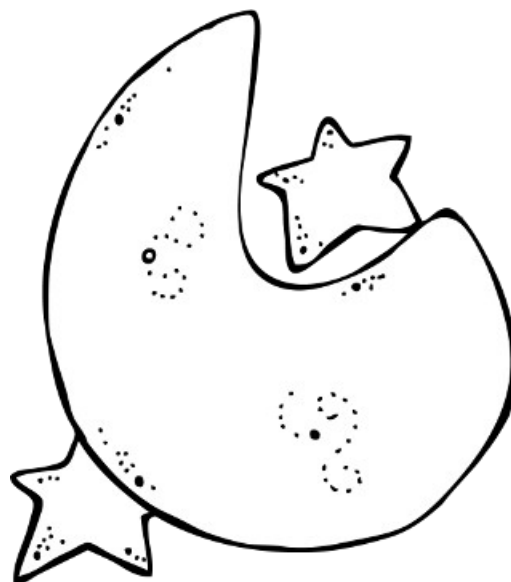
The moon is blue.




The moon is black.




The moon is brown.





The moon is green.




The moon is gray.



The moon is white.




HEY
diddle
diddle




HEY
diddle
diddle

9 Piece Puzzle

On the 9 Piece Puzzle for younger children copy this page twice and use one as a template to help them finish the puzzle.





9 Piece Puzzle




For younger children copy this page twice and use one as a template to help them finish the puzzle.







Hey Diddle Diddle Matching



Cut out and fold to make a dice.




Roll and Count Hey Diddle Diddle

5						
4						
3						
2						
1						
						

Shape Tracing




circle



square



triangle




rectangle



oval



diamond



pentagon



hexagon




heart


Shape Tracing




circle




square



triangle




rectangle



oval



diamond




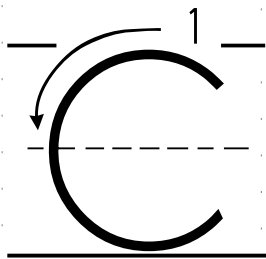
pentagon




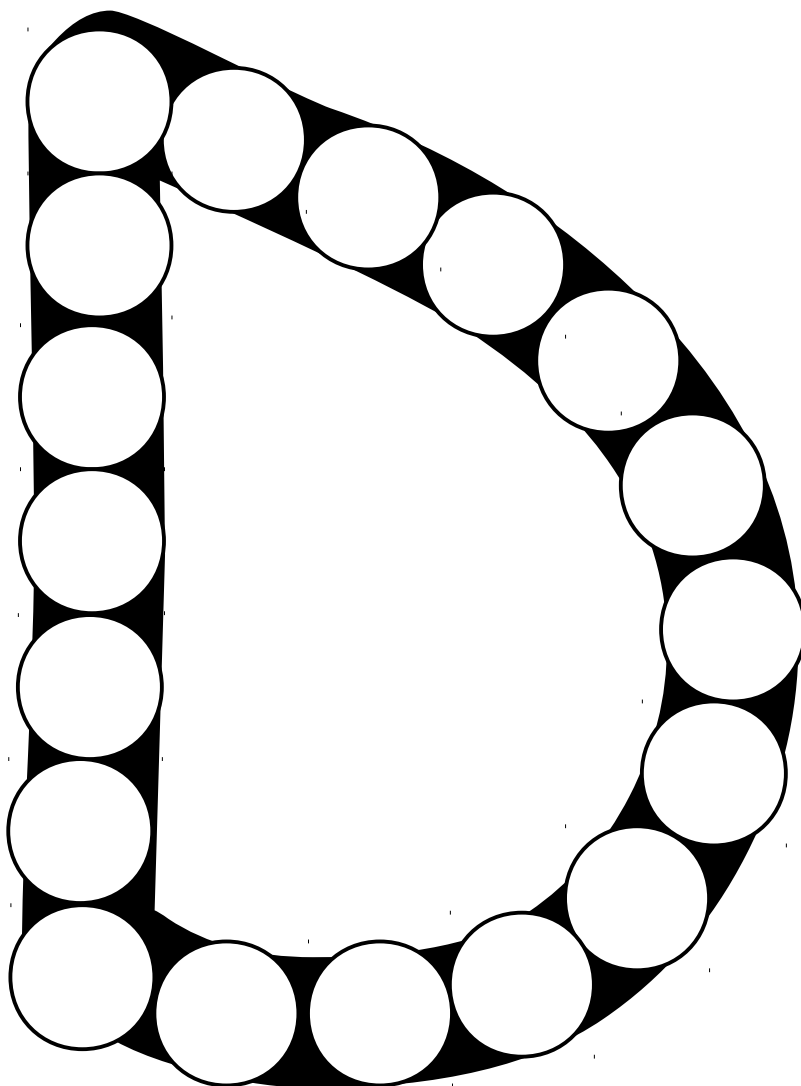
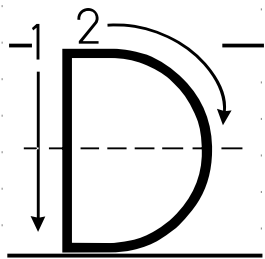
hexagon




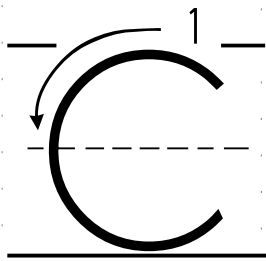
heart




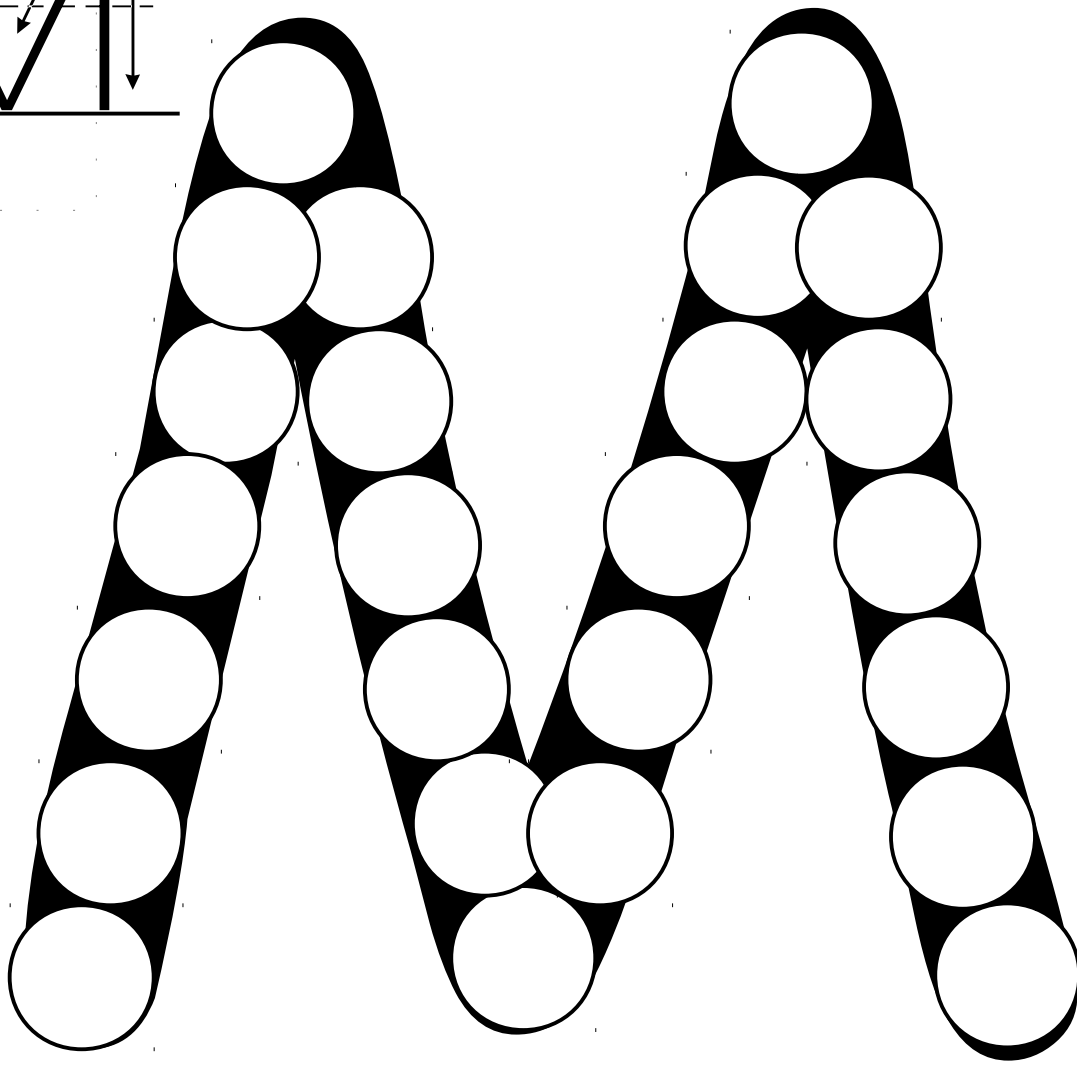
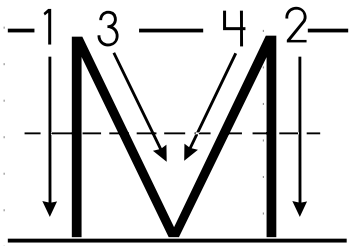
c a t



dish



c o w



m o o n

Lacing Cards

Print on card stock, laminate, cut out and punch holes on the following pictures to use as lacing cards

