



Jack & The Beanstalk Tot Pack

Thanks for stopping by and downloading my Jack & The Beanstalk Pack. Be sure to download Part 1, 2, & 3.

These printables are provided *FREE* of charge. Please do share my printables. But please remember that all of my printables are for personal use. You cannot claim these printables or sell them as your own. All the printables and pictures are the property of 3 Dinosaurs.

Please DO

- Download the files to your computers and print them off for personal use.
- Direct people to the blog or site when sharing with others.
- Give proper credit back to 3 Dinosaurs when blogging about our files.

You May Not

- Link directly to the pdf file.
- Alter my files in any way.
- Store them on your website in any format.
- Seek to use these to drive traffic to your site or sell them in any way.
- Print off and sell them to others.

Please remember this is about being Honest.

I reserve the right to change this policy at any time.

Please read the [Terms of Use](#). If you have any questions please let me know.



Thanks! 3Dinosaurs.com

Graphics: Purchased from Melonheadz Illustrations



Jack & The Beanstalk Pack Index

Part 1

3-4 – 3 Part Cards
5 - Which One Is Different
6 - What Comes Next?
7-8 - Prewriting Practice
9 – Pattern Cards
10-11 Matching Cards
12-16 – 4 Piece Puzzles
17-19 – 10 Piece Puzzle
20-21 – Dot the B & J
22-23 – Trace the B & J
24 – Color the Story
25 – Label the Begging Sound
26 – What Number Bag is it?
27 – Jack & The Beanstalk Writing
28 – Acrostic Poem

Part 2

3 – Begging Sound
4 – Size Sequencing
5-6 – Wall Cards
7-10 – Trace Begging Sound
11-12 – Trace the Word
13-14 – Write the Word
15-20 – Write about the Word
21-26 – Color & Trace the Word
27 – Color by Size
28-33 – Hands on Math Pages (Addition, Subtraction, Greater than/Less Than, Counting)
34-35 - Addition & Subtraction Pages
36 – Word Problem Questions


Part 3

3 – Color the Pattern
4 – Fill in the Missing Pattern
5 – Number Cut and Paste
6 – Make Rhyming Words
7 – Beanstalk Number Lines
8 – Roll & Cover
9 – Measure the Beanstalk

Tot Pack

3-8 - Solid Line Prewriting
9-14 - Dashed Line Prewriting
15-16 – Which One is Different
17 – Color by Size
18-20 – 2 Piece Puzzles
21-23 – Color the Bean Book
25 – Match Cards
26 – 9 Piece Puzzle
27-29 – Match Single Page
30-31 – Shape Tracing
32-34 – Dot the Letter: B – J – G
35 – Color the Letter G


Prewriting Practice



Prewriting Practice




Prewriting Practice



Prewriting Practice




Prewriting Practice



Prewriting Practice




Prewriting Practice



Prewriting Practice




Prewriting Practice



Prewriting Practice




Prewriting Practice




Prewriting Practice



Which One is Different?



Which One is Different?



Color the Bags of Gold

Color the large bags **yellow** - Color the small bags **orange**






Created by Cassie @ 3Dinosaurs.com




Created by Cassie @ 3Dinosaurs.com





Created by Cassie @ 3Dinosaurs.com



Created by Cassie @ 3Dinosaurs.com




Created by Cassie @ 3Dinosaurs.com




Created by Cassie @ 3Dinosaurs.com


Color the Beans




3Dinosaurs.com




The beans are are
pink.




The beans are are
red.




The beans are are
yellow.




The beans are are
orange.




The beans are are
purple.




The beans are are
blue.




The beans are are
black.




The beans are are
brown.



The beans are are
green.



The beans are are
gray.



The beans are are
white.

Matching Cards

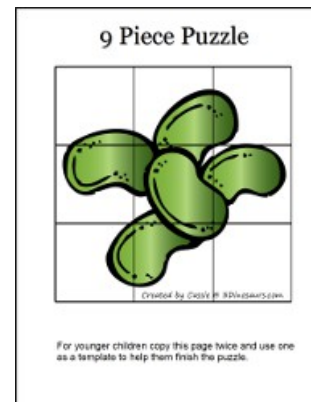
On the following pages print it out twice. You can cut up both and use as matching cards.





Or leave one as is and let child match the cards to the sheet.



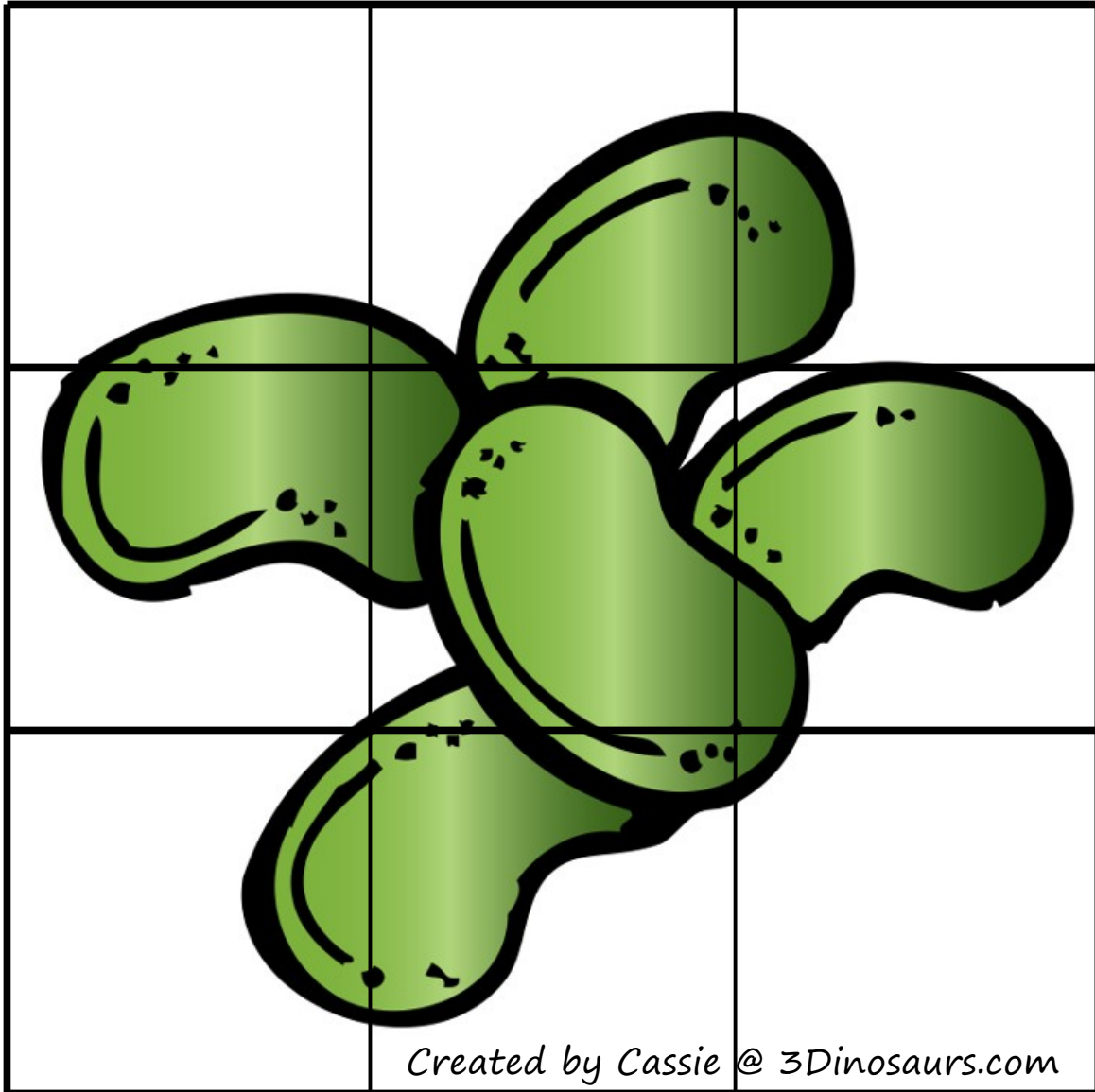
9 Piece Puzzle

On the last page for younger children copy this page twice and use one as a template to help them finish the puzzle.





9 Piece Puzzle





For younger children copy this page twice and use one as a template to help them finish the puzzle.



Jack & the Beanstalk Matching



Jack & the Beanstalk Matching



Jack & the Beanstalk Matching




Shape Tracing



circle




square




triangle



rectangle



oval




diamond



pentagon



hexagon



heart

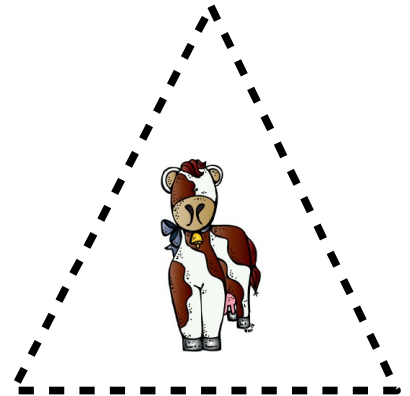
Shape Tracing



circle




square




triangle



rectangle




oval




diamond




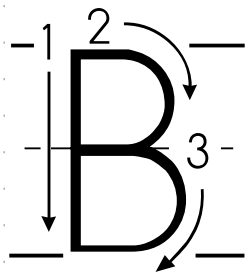
pentagon




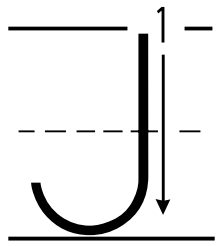
hexagon




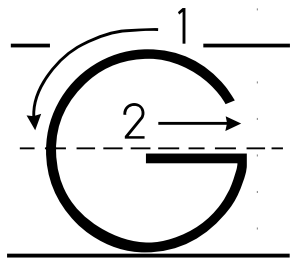
heart




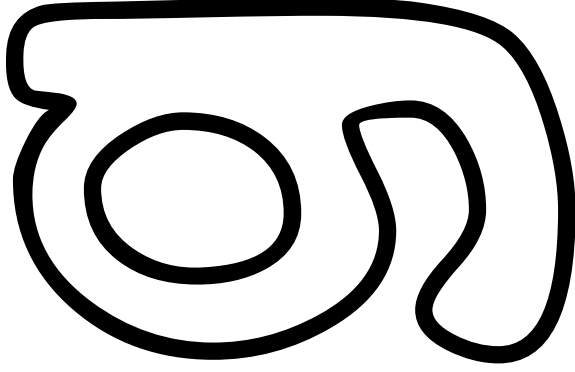

b e a n s t a l k




Jack



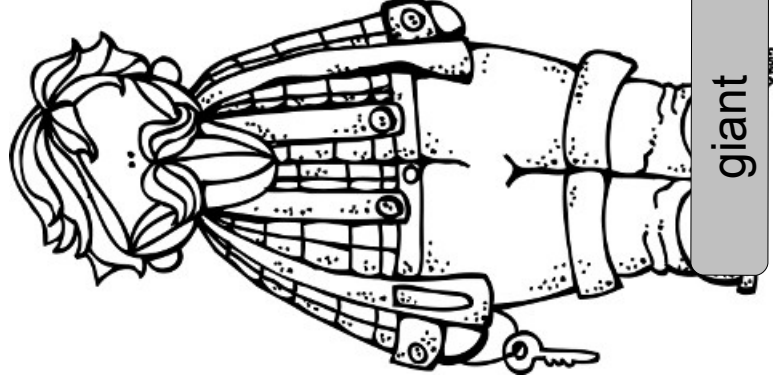
giant



gold



goose



giant

