



Jack & The Beanstalk

Part 1

Thanks for stopping by and downloading my Jack & The Beanstalk Pack. Be sure to download Part 2, 3 & Tot Pack.

These printables are provided *FREE* of charge. Please do share my printables. But please remember that all of my printables are for personal use. You cannot claim these printables or sell them as your own. All the printables and pictures are the property of 3 Dinosaurs.

Please DO

- Download the files to your computers and print them off for personal use.
- Direct people to the blog or site when sharing with others.
- Give proper credit back to 3 Dinosaurs when blogging about our files.

You May Not

- Link directly to the pdf file.
- Alter my files in any way.
- Store them on your website in any format.
- Seek to use these to drive traffic to your site or sell them in any way.
- Print off and sell them to others.

Please remember this is about being Honest.

I reserve the right to change this policy at any time.

Please read the [Terms of Use](#). If you have any questions please let me know.



Thanks! 3Dinosaurs.com

Graphics: Purchased from Melonheadz Illustrations



Jack & The Beanstalk Pack Index

Part 1

3-4 – 3 Part Cards
5 - Which One Is Different
6 - What Comes Next?
7-8 - Prewriting Practice
9 – Pattern Cards
10-11 Matching Cards
12-16 – 4 Piece Puzzles
17-19 – 10 Piece Puzzle
20-21 – Dot the B & J
22-23 – Trace the B & J
24 – Color the Story
25 – Label the Begging Sound
26 – What Number Bag is it?
27 – Jack & The Beanstalk Writing
28 – Acrostic Poem

Part 2

3 – Begging Sound
4 – Size Sequencing
5-6 – Wall Cards
7-10 – Trace Begging Sound
11-12 – Trace the Word
13-14 – Write the Word
15-20 – Write about the Word
21-26 – Color & Trace the Word
27 – Color by Size
28-33 – Hands on Math Pages (Addition, Subtraction, Greater than/Less Than, Counting)
34-35 - Addition & Subtraction Pages
36 – Word Problem Questions

Part 3

3 – Color the Pattern
4 – Fill in the Missing Pattern
5 – Number Cut and Paste
6 – Make Rhyming Words
7 – Beanstalk Number Lines
8 – Roll & Cover
9 – Measure the Beanstalk

Tot Pack

3-8 - Solid Line Prewriting
9-14 - Dashed Line Prewriting
15-16 – Which One is Different
17 – Color by Size
18-20 – 2 Piece Puzzles
21-23 – Color the Bean Book
25 – Match Cards
26 – 9 Piece Puzzle
27-29 – Match Single Page
30-31 – Shape Tracing
32-34 – Dot the Letter: B – J – G
35 – Color the Letter G



Jack




mom



cow




old man



magic beans




beanstalk



giant



harp



goose



Jack




mom



cow




old man



magic beans




beanstalk



giant






harp








goose

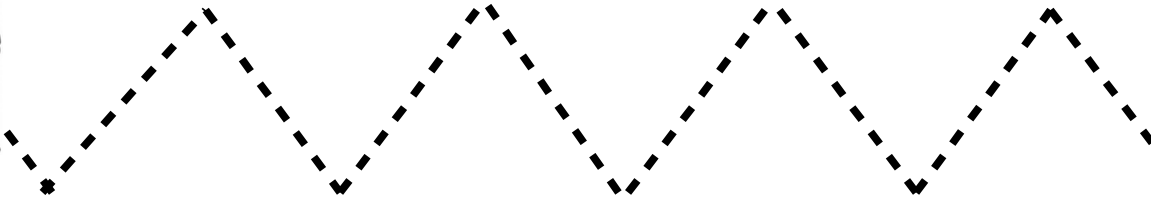
Which One is Different?



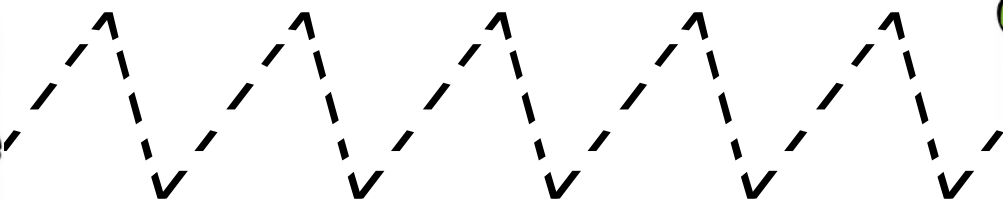

What comes Next?

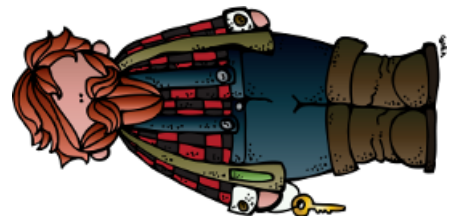

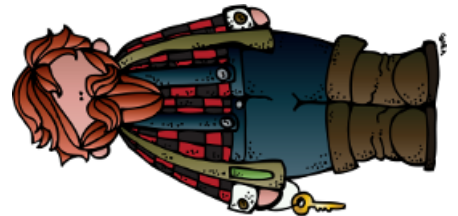

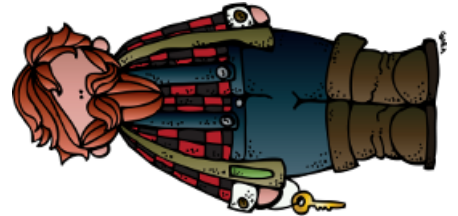

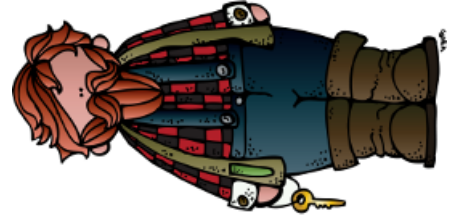

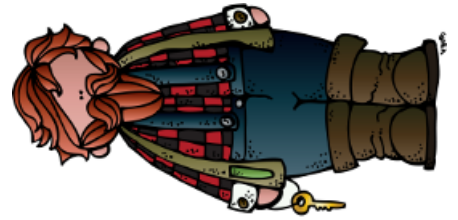




Prewriting Practice






Prewriting Practice













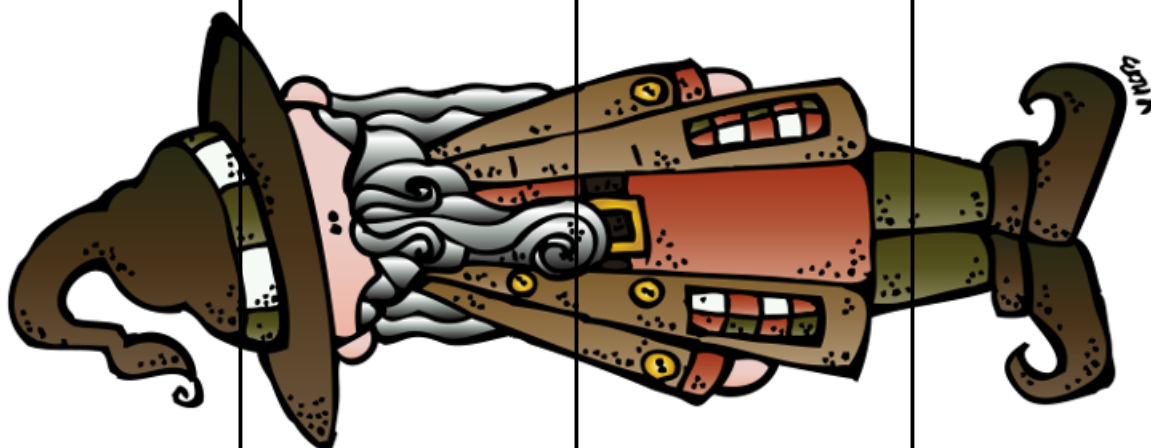
Created by Cassie @ 3Dinosaurs.com




Created by Cassie @ 3Dinosaurs.com



Created by Cassie @ 3Dinosaurs.com



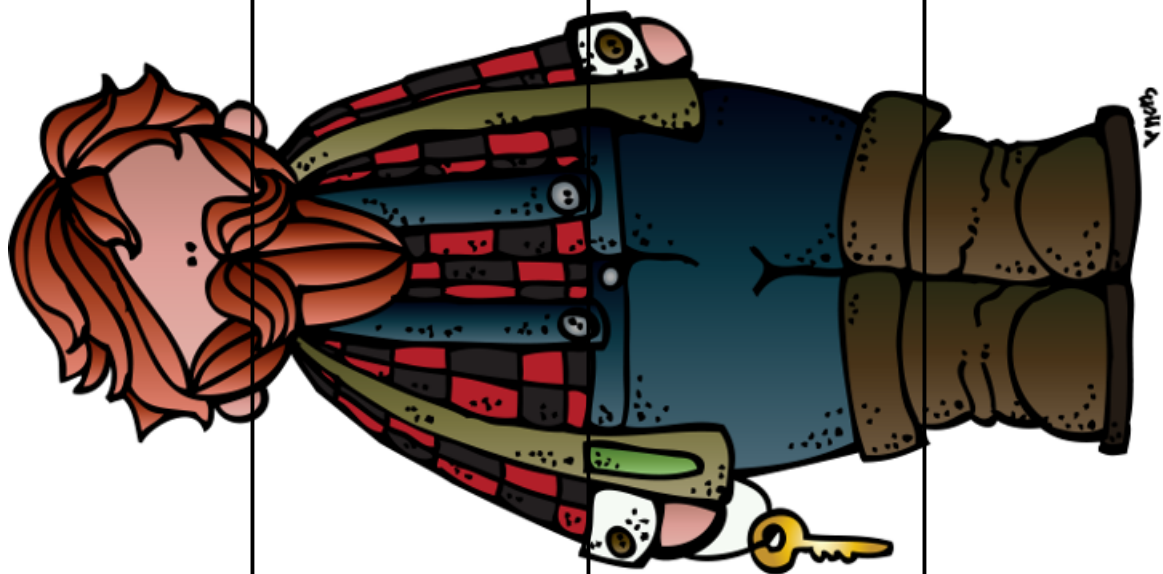
Created by Cassie @ 3Dinosaurs.com



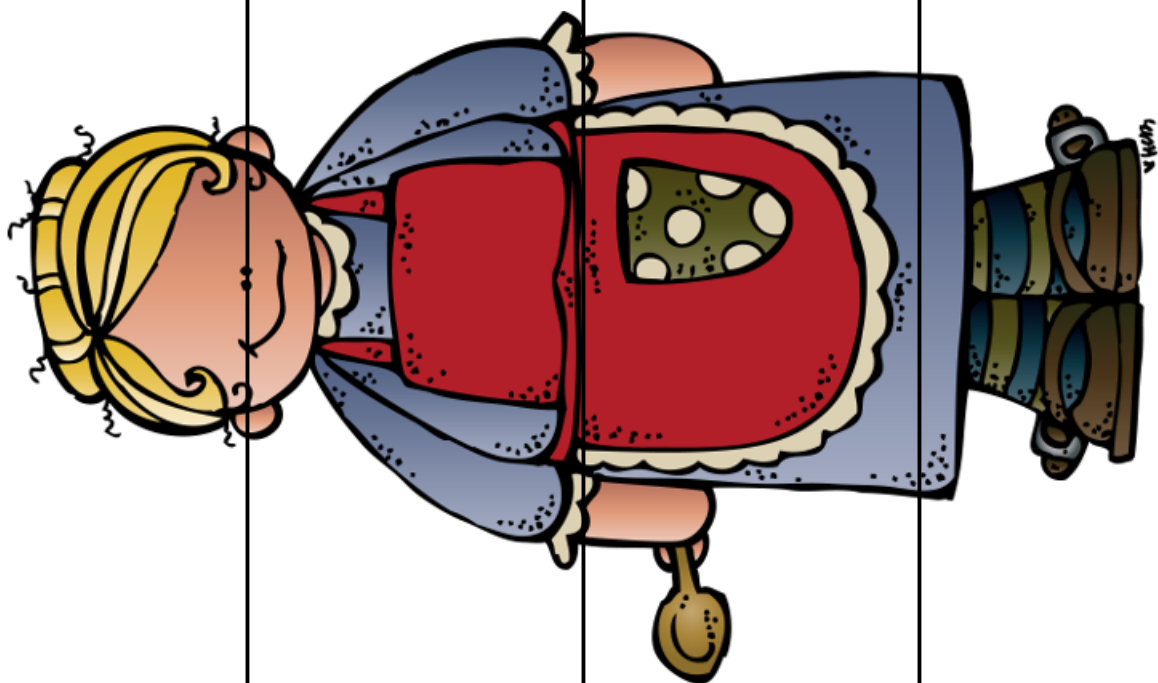
Created by Cassie @ 3Dinosaurs.com




Created by Cassie @ 3Dinosaurs.com




Created by Cassie @ 3Dinosaurs.com




Created by Cassie @ 3Dinosaurs.com





Created by Cassie @ 3Dinosaurs.com



Created by Cassie @ 3Dinosaurs.com



	11
	12
	13
	14
	15
	16
	17
	18
	19
	20
Created by Cassie @ 3Dinosaurs.com	



2

4

6

8

10

12

14

16

18


20

Created by Cassie @ 3Dinosaurs.com

Bb




Color all the letter Bb's.

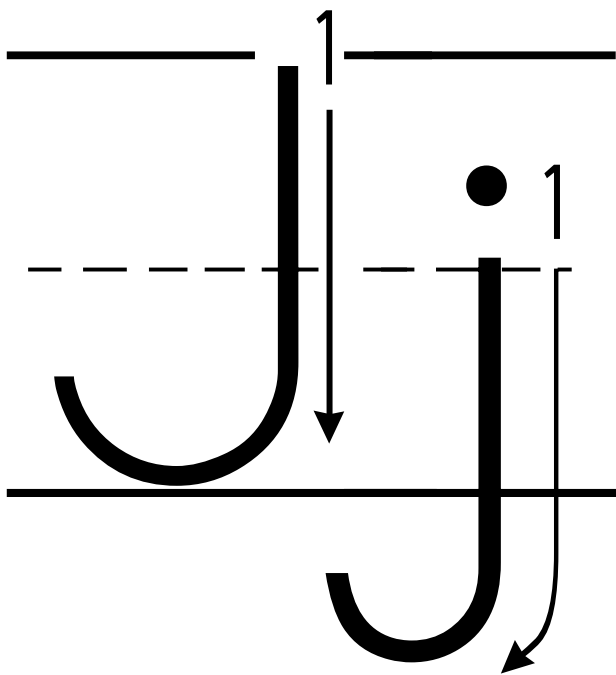


Jj

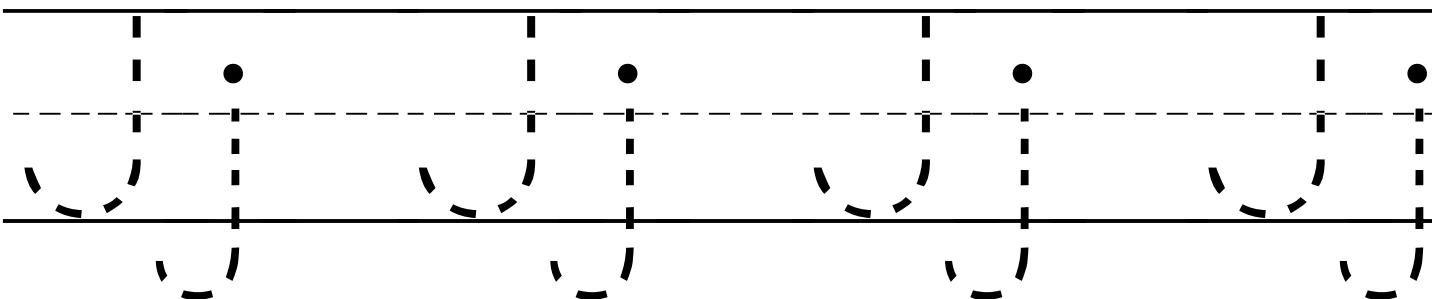
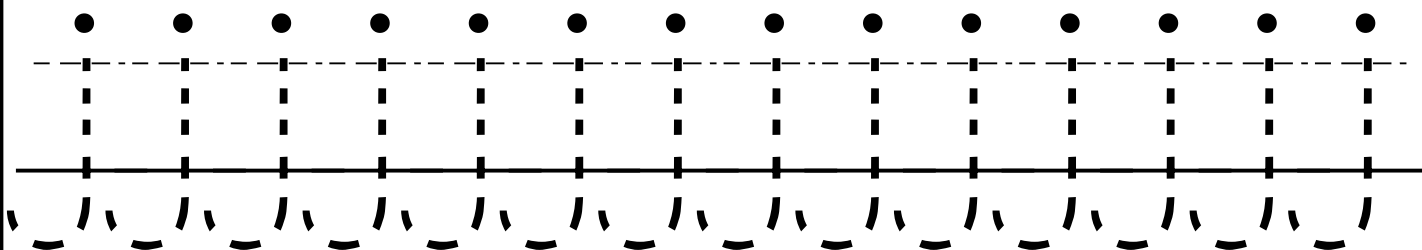
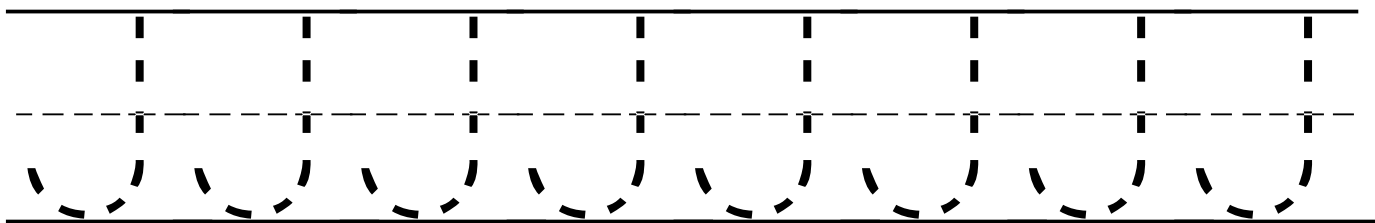


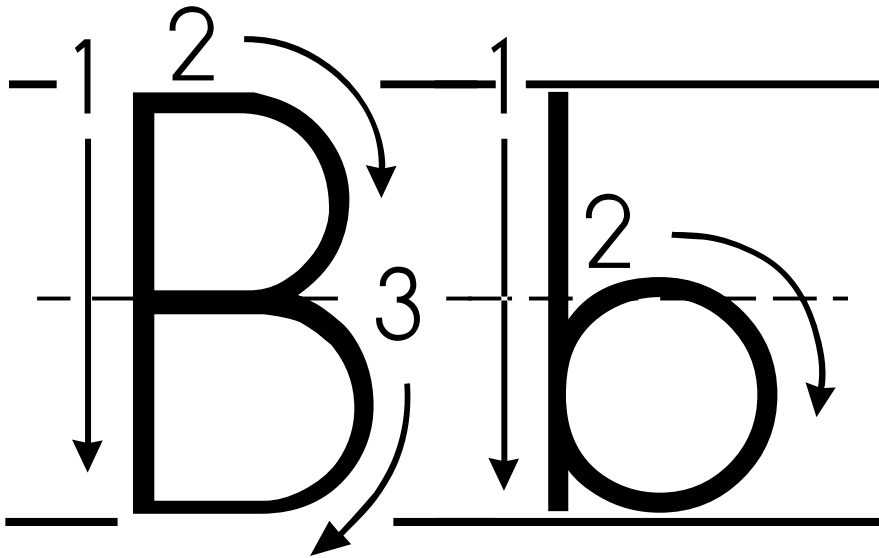
Color all the letter Jj's.



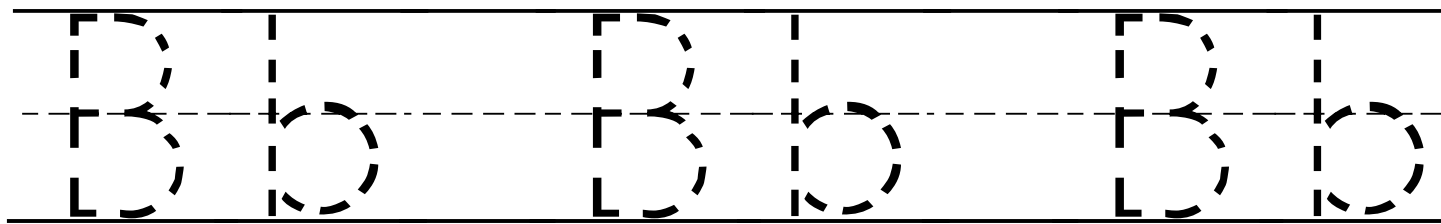
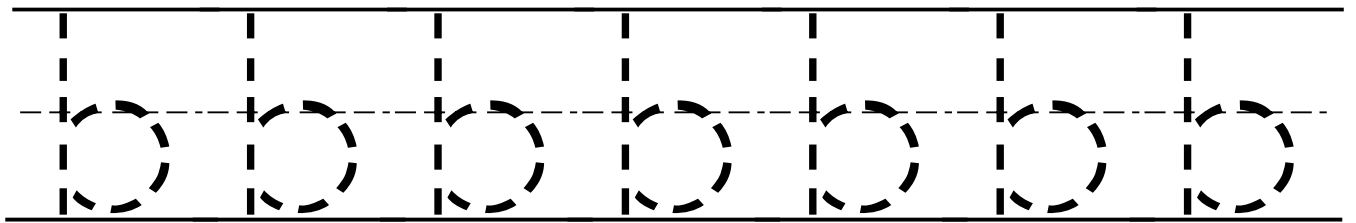
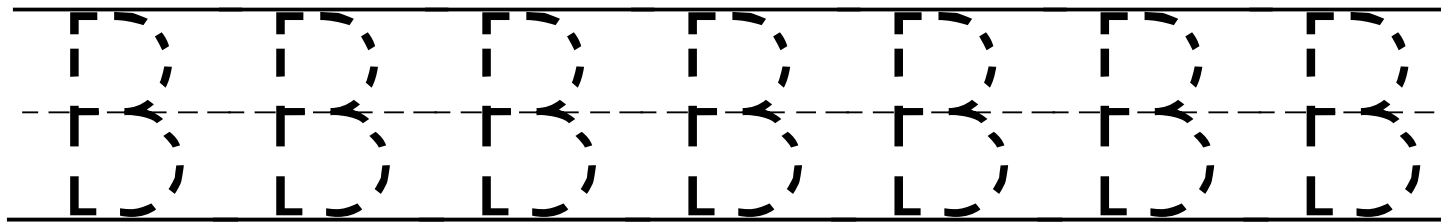


Jack






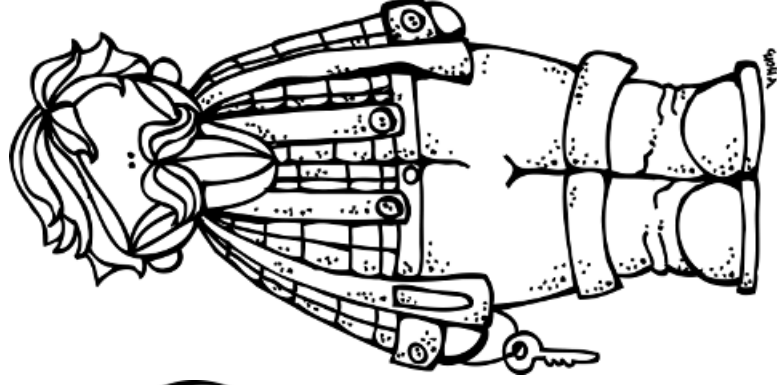

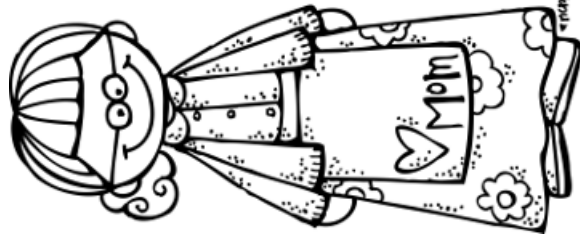
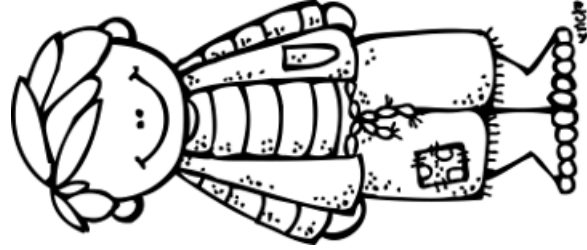


beanstalk




Color the pictures as you read the story.

Jack & the Beanstalk



Label the Beginning Sound

Cut out and paste the letters to the correct spot.



Created by Cassie @ 3Dinosaurs.com

C

J

G

M

H

S

What Number Bag Is It?

Fill in the the missing numbers below the bags.



1st _____ 3rd _____ 7th _____

Color 4th place gold bag red.

Color 1st place gold bag purple.

Color 7th place gold bag white.


Color 3rd place gold bag black.

Color 2nd place gold bag blue.

Color 5th place gold bag yellow.

Color 8th place gold bag gray.

Color 6th place gold bag brown.



1st 2nd 3rd 4th 5th

How many coins are in the fourth bag? _____

How many coins are in the second bag? _____

How many coins are in the first bag? _____

How many coins are in the third bag? _____

How many coins are in the fifth bag? _____

Jack & The Beanstalk Writing

Read, trace and write the following sentences.

I see magic beans.

I see magic beans.

I see a beanstalk.

I see a beanstalk.

I see a giant.

I see a giant.

Beanstalk Acrostic Poems

Write words using the letters from beanstalk.

B

E

A

N

S

T

A

L

K

