



# Jack Be Nimble Part 1

Thanks for stopping by and downloading my Jack by Nimble Pack. Be sure to download Part 2 & Tot Pack.

These printables are provided *FREE* of charge. Please do share my printables. But please remember that all of my printables are for personal use. You cannot claim these printables or sell them as your own. All the printables and pictures are the property of 3 Dinosaurs.

#### **Please DO**

- Download the files to your computers and print them off for personal use.
- Direct people to the blog or site when sharing with others.
- Give proper credit back to 3 Dinosaurs when blogging about our files.

#### **You May Not**

- Link directly to the pdf file.
- Alter my files in any way.
- Store them on your website in any format.
- Seek to use these to drive traffic to your site or sell them in any way.
- Print off and sell them to others.

Please remember this is about being Honest.

I reserve the right to change this policy at any time.

Please read the [Terms of Use](#). If you have any questions please let me know.



## Thanks! 3Dinosaurs.com

Graphics: Purchased from [Melonheadz Illustrations](#)



# Jack Be Nimble Pack Index

## Part 1

3 – 3 part Cards  
4 - Which One Is Different  
5 - What Comes Next?  
6-7 - Prewriting Practice  
8 – Pattern Cards  
9 – 4 Piece Puzzles  
10 – 10 Piece Puzzles  
11-12 – Sort by Size  
13 – Color by Size  
14 – Words from Poem  
15-16 – Word Find & Answer Sheet  
17 – Count and Color  
18 – Find the J  
19 – Trace the J  
20-21 – Writing pages  
22-23 – Trace & Color  
25-26 – Candle 100 Chart  
27 – Wall Cards  
28-29 – Trace Beginning Sound  
30 – Trace the Word  
31 – Write the Word

## Part 2


3 – Color the Pattern  
4 – Fill in the Missing Pattern  
5 – Count Cut & Paste  
6-7 – Letter Tile Jack Be Nimble  
8 – Writing “ick” words  
9 – Roll & Cover  
10 – Measure the Candle

## Tot Pack

3-8 - Solid Line Prewriting  
9-14 - Dashed Line Prewriting  
15 – Circle the Large Jack  
16 – 2 Piece Puzzles  
17-19 – Color the Candlestick  
21- 9 Piece Puzzle  
22-23 – Shape Tracing  
24-25 – Dot the J & C




**Jack**



**candlestick**

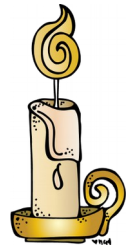





**Jack**



**candlestick**

# Which One is Different?



JUMP  
JACK






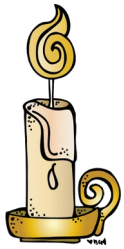

JUMP  
JACK

JUMP  
JACK

JUMP  
JACK




LACK  
JACK

# What comes Next?

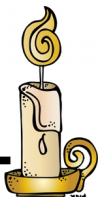
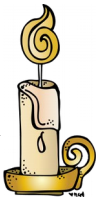
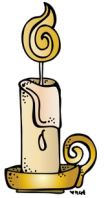


JUMP  
JACK

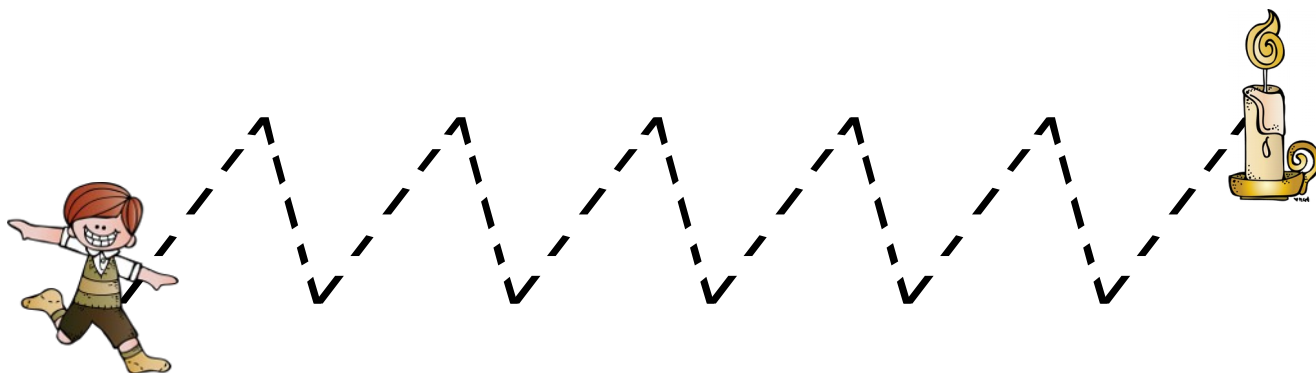

JUMP  
JACK



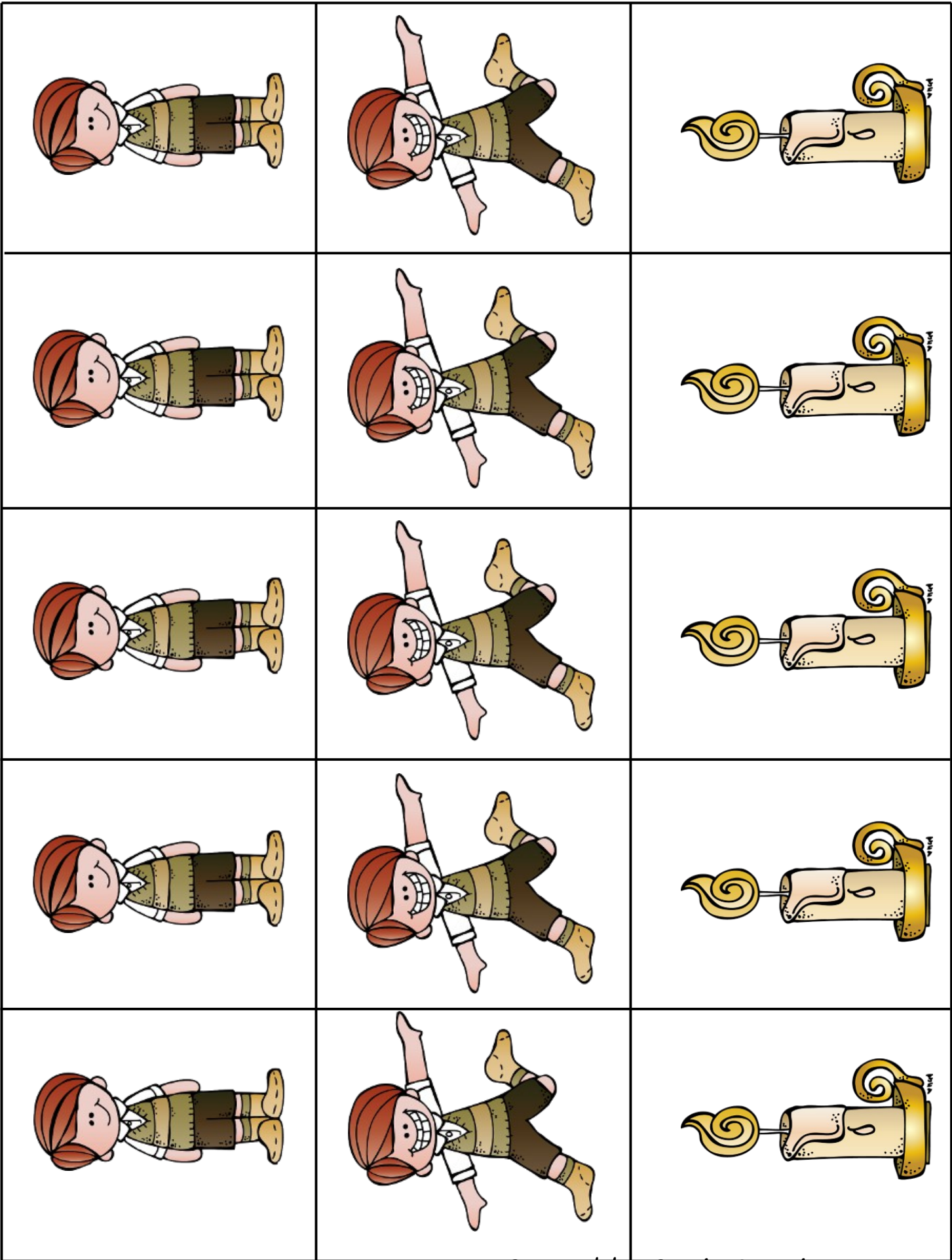
# Prewriting Practice



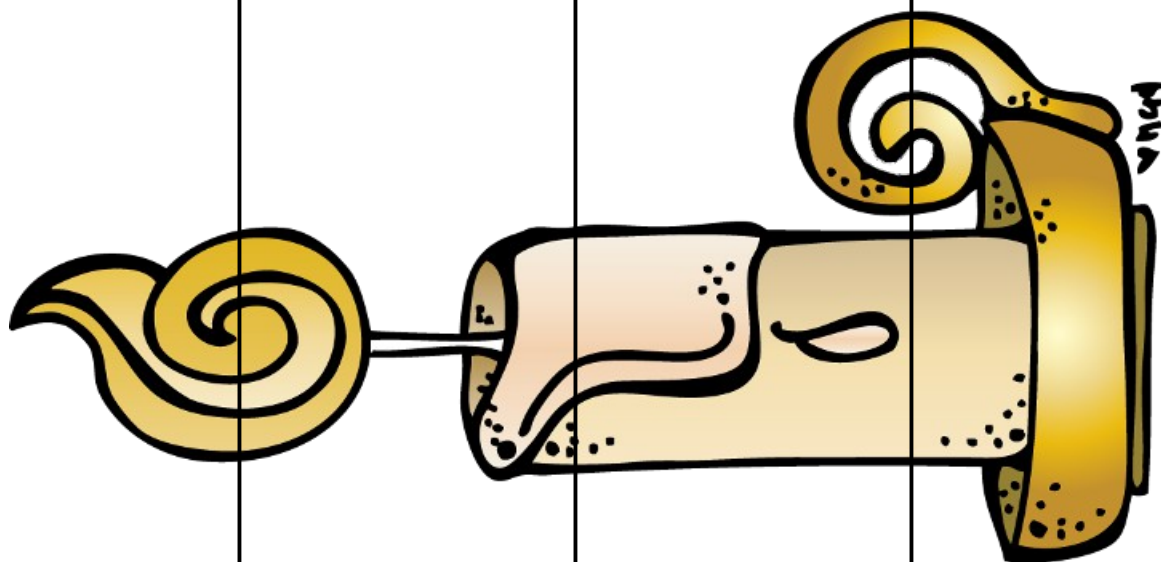
# Prewriting Practice



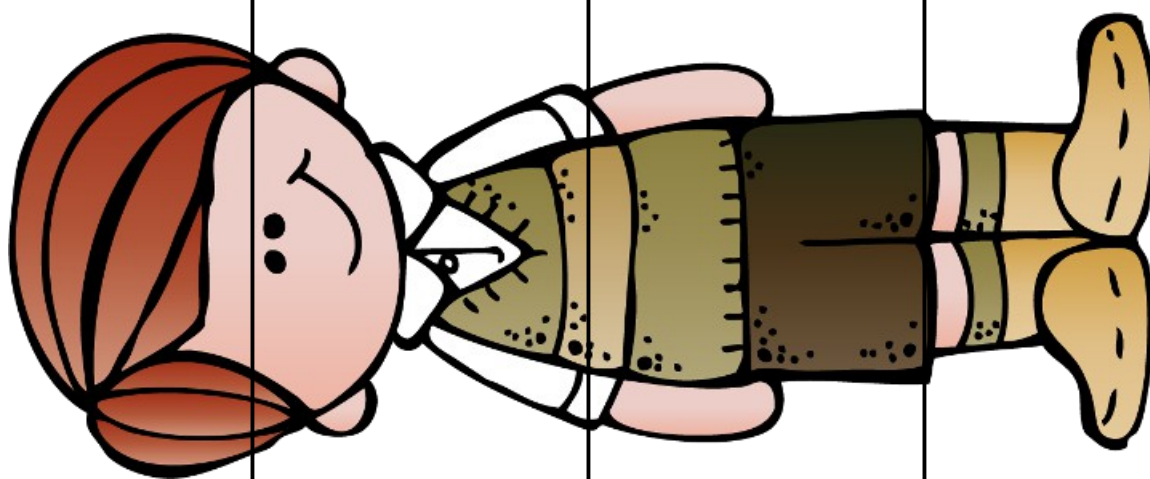











Created by Cassie @ 3Dinosaurs.com



Created by Cassie @ 3Dinosaurs.com



# Size Sorting



**Small**

**Medium**


**Large**

# Candlestick Color by Size

Color the large candlesticks **brown**.

Color the medium candlesticks **gray**.

Color the small candlesticks **yellow**.



Jack

be

nimble

Jack

be

quick

Jack

jump

over


the

*Created by Cassie @ 3Dinosaurs.com*

candlestick



# Jack Be Nimble Word Find




Jack  
candlestick  
jump  
quick

nimble  
over  
The  
be



# Jack Be Nimble Word Find




Jack  
candlestick  
jump  
quick


nimble  
over  
The  
be




Color 7 candlesticks.




Color 6 candlesticks.




Color 3 candlesticks.



Color 8 candlestick.




Color 5 candlesticks.

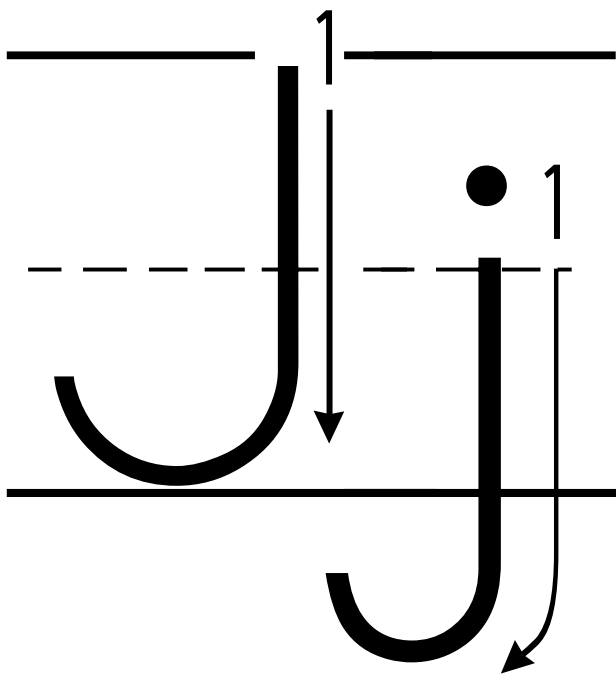


# Jj

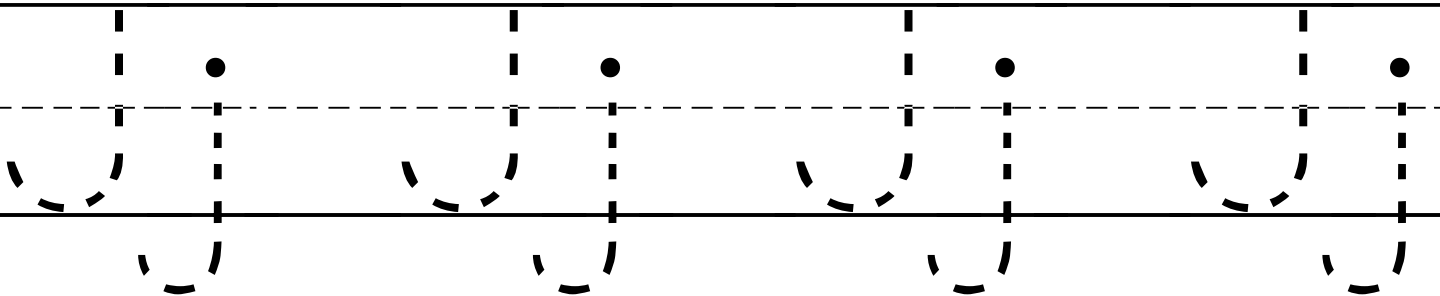
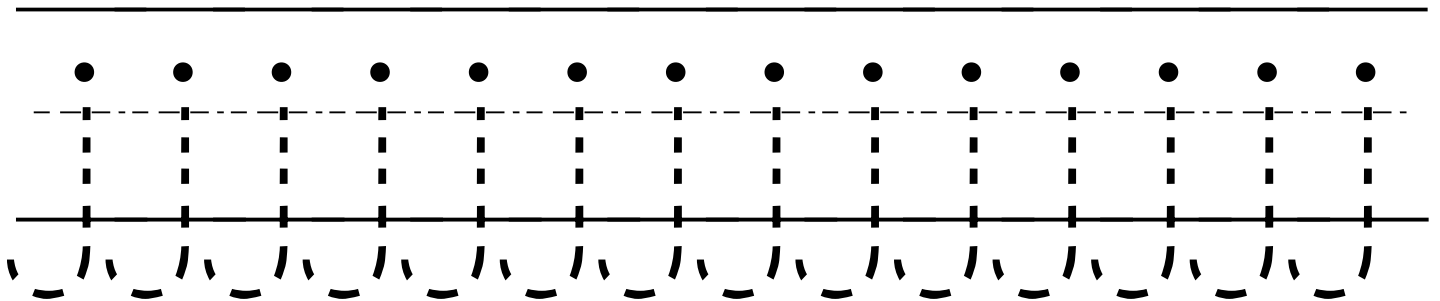
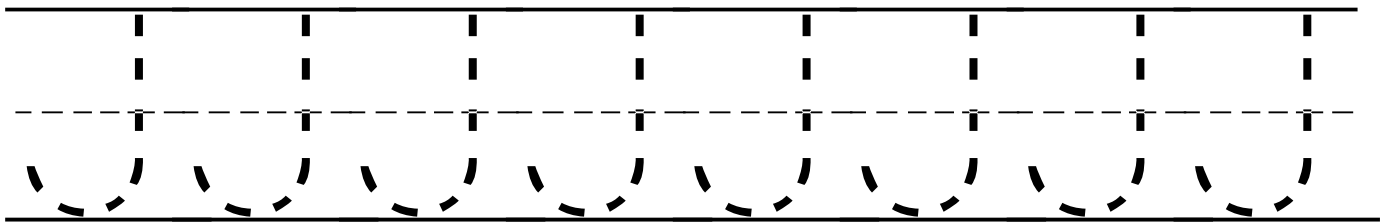


Color all the letter Jj's.





Jack



# Writing

Jack




Write a sentence about Jack.

Handwriting practice lines consisting of solid top and bottom lines with a dashed middle line. There are ten sets of these lines for writing practice.



# Writing

## candlestick

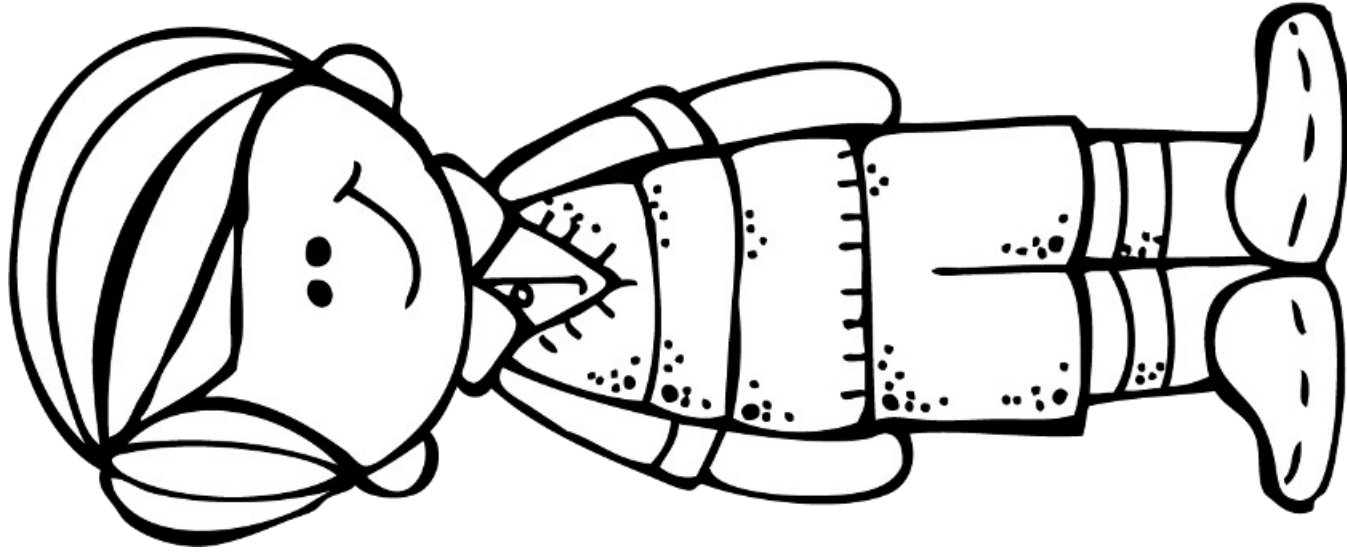


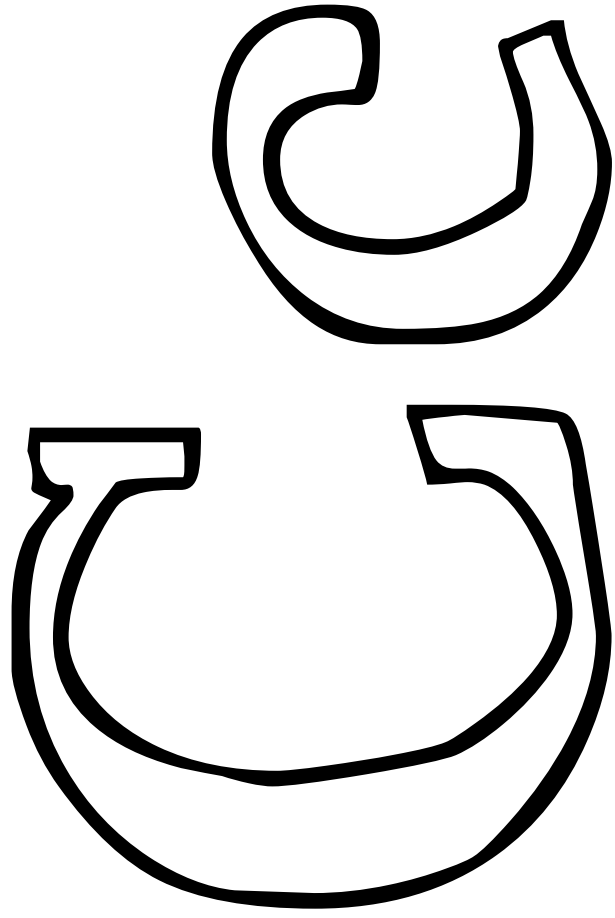
Write a sentence about a candlestick.

Handwriting practice lines consisting of solid top and bottom lines with a dashed middle line. There are eight sets of these lines for writing practice.

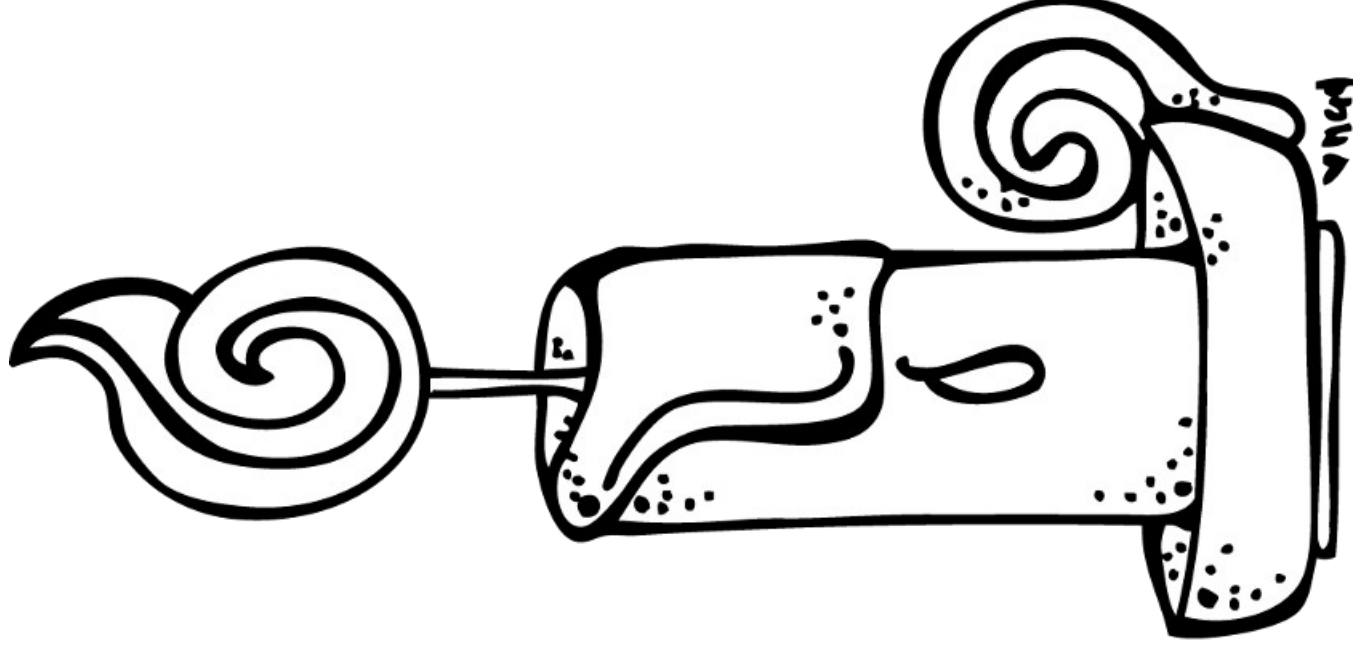
J j

J is for  
Jack.




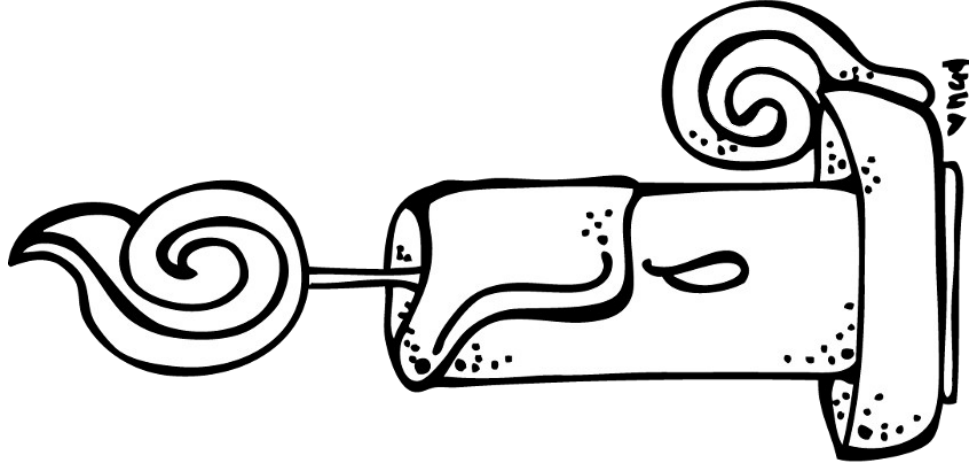
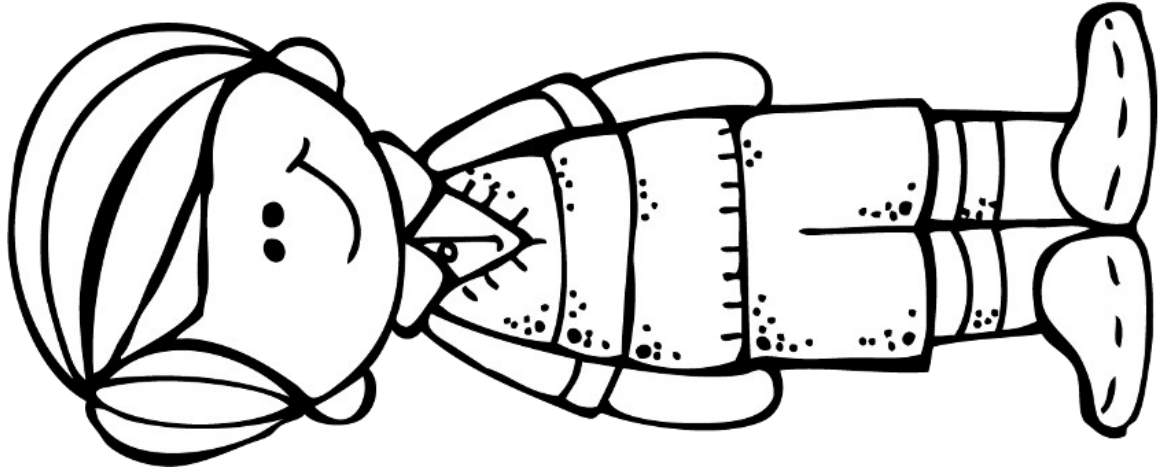


C is for  
candlestick.



Color the pictures as you read the poem.

## Jack B Nimble



# Candle 100 Chart

1	2	3	4	5	6	7	8	9	10
11	12	13	14	15	16	17	18	19	20
21	22	23	24	25	26	27	28	29	30
31	32	33	34	35	36	37	38	39	40
41	42	43	44	45	46	47	48	49	50
51	52	53	54	55	56	57	58	59	60
61	62	63	64	65	66	67	68	69	70
71	72	73	74	75	76	77	78	79	80
81	82	83	84	85	86	87	88	89	90
91	92	93	94	95	96	97	98	99	100

## Color Code:

Red: 6, 16

Orange: 26

Black: 36

Yellow: 45,46,47, 55,56, 57, 65, 66, 67,75, 75, 77, 85, 85, 87

Brown: 78, 79, 80, 88, 90, 94, 95, 96, 97, 98, 99, 100

# Candle 100 Chart

1	2	3	4	5	6	7	8	9	10
11	12	13	14	15	16	17	18	19	20
21	22	23	24	25	26	27	28	29	30
31	32	33	34	35	36	37	38	39	40
41	42	43	44	45	46	47	48	49	50
51	52	53	54	55	56	57	58	59	60
61	62	63	64	65	66	67	68	69	70
71	72	73	74	75	76	77	78	79	80
81	82	83	84	85	86	87	88	89	90
91	92	93	94	95	96	97	98	99	100

## Color Code:

Red: 6, 16

Orange: 26

Black: 36


Yellow: 45,46,47, 55,56, 57, 65, 66, 67,75, 75, 77, 85, 85, 87

Brown: 78, 79, 80, 88, 90, 94, 95, 96, 97, 98, 99, 100





Jack



candle




jump

*Created by Cassie @ 3Dinosaurs.com*



j j j j j j j



c c c c c c c




j j j j j j j

Created by Cassie @ 3Dinosaurs.com



J J J J



Cc Cc Cc Cc




J J J J

Created by Cassie @ 3Dinosaurs.com



Jack



candlestick



Jump


Created by Cassie @ 3Dinosaurs.com



---

---

---



---

---

---



---

---

---

*Created by Cassie @ 3Dinosaurs.com*