



Jack Be Nimble

Part 2

Thanks for stopping by and downloading my Jack Be Nimble Pack.
Be sure to download Part 1 & Tot Pack.

These printables are provided *FREE* of charge. Please do share my printables. But please remember that all of my printables are for personal use. You cannot claim these printables or sell them as your own. All the printables and pictures are the property of 3 Dinosaurs.

Please DO

- Download the files to your computers and print them off for personal use.
- Direct people to the blog or site when sharing with others.
- Give proper credit back to 3 Dinosaurs when blogging about our files.

You May Not

- Link directly to the pdf file.
- Alter my files in any way.
- Store them on your website in any format.
- Seek to use these to drive traffic to your site or sell them in any way.
- Print off and sell them to others.

Please remember this is about being Honest.

I reserve the right to change this policy at any time.

Please read the [Terms of Use](#). If you have any questions please let me know.

Thanks!

3Dinosaurs.com



Graphics: Purchased from [Melonheadz Illustrations](#)



Jack Be Nimble Pack Index

Part 1

3 – 3 part Cards
4 - Which One Is Different
5 - What Comes Next?
6-7 - Prewriting Practice
8 – Pattern Cards
9 – 4 Piece Puzzles
10 – 10 Piece Puzzles
11-12 – Sort by Size
13 – Color by Size
14 – Words from Poem
15-16 – Word Find & Answer Sheet
17 – Count and Color
18 – Find the J
19 – Trace the J
20-21 – Writing pages
22-23 – Trace & Color
25-26 – Candle 100 Chart
27 – Wall Cards
28-29 – Trace Beginning Sound
30 – Trace the Word
31 – Write the Word

Part 2

3 – Color the Pattern
4 – Fill in the Missing Pattern
5 – Count Cut & Paste
6-7 – Letter Tile Jack Be Nimble
8 – Writing “ick” words
9 – Roll & Cover
10 – Measure the Candle


Tot Pack

3-8 - Solid Line Prewriting
9-14 - Dashed Line Prewriting
15 – Circle the Large Jack
16 – 2 Piece Puzzles
17-19 – Color the Candlestick
21- 9 Piece Puzzle
22-23 – Shape Tracing
24-25 – Dot the J & C


Color The Patterns

Color in an ABB pattern.


Name: _____




Color in an CB pattern.



Color in an CA pattern.


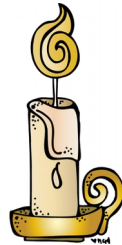






Color in an CAB pattern.





Fill in the missing patterns.

Created by Cassie @ 3Dinosaurs.com



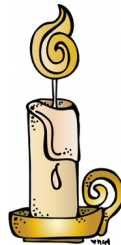
JUMP
JACK





JUMP
JACK



JUMP
JACK





Created by Cassie @ 3Dinosaurs.com

1

2

3

4

5


6

Letter Tile Jack Be Nimble Words

Use letter tiles from Scrabble or other such games to spell the words out.



J a c k



c a n d l e s t i c k




j u m p

Letter Tile Jack Be Nimble Words

Use letter tiles from Scrabble or other such games to spell the words out.



--	--	--	--



--	--	--	--	--	--	--	--	--	--	--



--	--	--	--



Writing “-ick” Words

Jack loves words that end with -ick. How many “-ick” words can you make?

1. _____

2. _____

3. _____

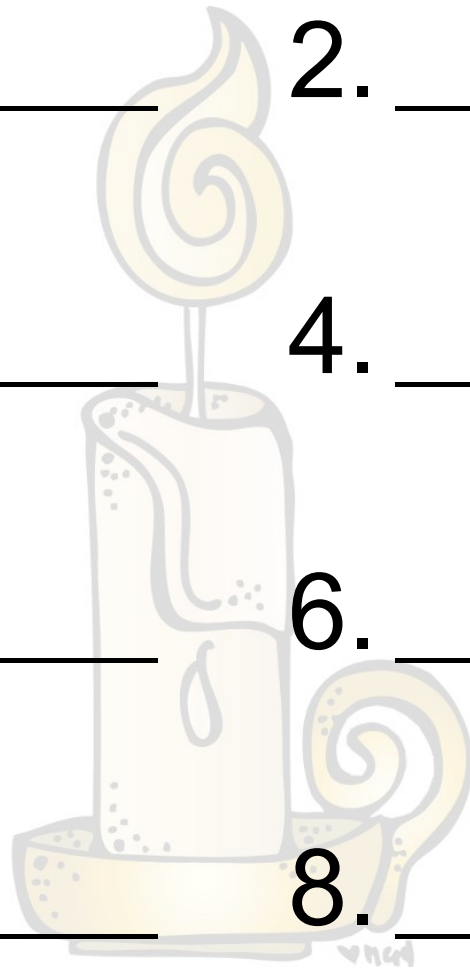
4. _____

5. _____

6. _____


7. _____

8. _____



Jack Be Nimble Roll & Cover

Directions: Take two dice and roll them together. Add up the total and cover the number they add up to.



Created by Cassie @ 3Dinosaurs.com

Measure the Candlestick

Name: _____

Measure the candlestick using a ruler, paper clips or cubes. *Created by Cassie @ 3Dinosaurs.com*

