

Jack and Jill Tot Pack

Thanks for stopping by and downloading my Jack & Jill Pack. Be sure to download Part 1, 2, & 3.

These printables are provided *FREE* of charge. Please do share my printables. But please remember that all of my printables are for personal use. You cannot claim these printables or sell them as your own. All the printables and pictures are the property of 3 Dinosaurs.

Please DO

- Download the files to your computers and print them off for personal use.
- Direct people to the blog or site when sharing with others.
- Give proper credit back to 3 Dinosaurs when blogging about our files.

You May Not

- Link directly to the pdf file.
- Alter my files in any way.
- Store them on your website in any format.
- Seek to use these to drive traffic to your site or sell them in any way.
- Print off and sell them to others.

Please remember this is about being Honest.

I reserve the right to change this policy at any time.

Please read the [Terms of Use](#). If you have any questions please let me know.



Thanks! 3Dinosaurs.com

Graphics: Purchased from [Melonheadz Illustrations](#)



Jack & Jill Pack Index

Part 1

3-4 - 3 Part Cards
5 - Which One Is Different
6 - What Comes Next?
7-8 - Prewriting Practice
9 - Pattern Cards
10 - Matching Cards
11-12 - 4 Piece Puzzles
13-14 - 10 Piece Puzzles (1-10,11-20)
15 - Dot the J's
16-17 Trace the J's Print & Cursive
18-20 - Roll & Cover the J's

Part 2

3 - Beginning Sound
4-5 - Pocket Chart Cards (Print & Cursive)
6-9 - Tracing Beginning Sounds (Print & Cursive)
10-11 - Trace the Word (Print & Cursive)
12 - Writing the Word
13-16 - Write a Sentence about the Word
17-20 - Trace & Color
21 - Mixed up Word Matching
22 - Color by Size
23 - Count & Color
24 - Color as you Read
25-26 - Words from Nursery Rhyme




Part 3

3- Color the Pattern
4 - Fill in the Missing Pattern
5 - Find the Covered Number on Number Line
6 - Writing "-ill" Words
7 - Roll & Cover Addition
8 - Roll & Cover Multiplication
9 - Cover the ABCs
10 - Double Vowel Writing




Tot Pack

3-8 - Solid Line Prewriting
9-14 - Dashed Line Prewriting
15 - Which One is Different
16 - 2 Piece Puzzles
17-19 - Color the Pail Book
20 - Matching Cards
22 - 9 Piece Puzzle
23 - Single Page Matching
24-25 - Roll & Count
26-27 - Shape Tracing
28-29 - Dot the Letter J
30 - Lacing Card




Prewriting Practice






Prewriting Practice






Prewriting Practice






Prewriting Practice






Prewriting Practice






Prewriting Practice



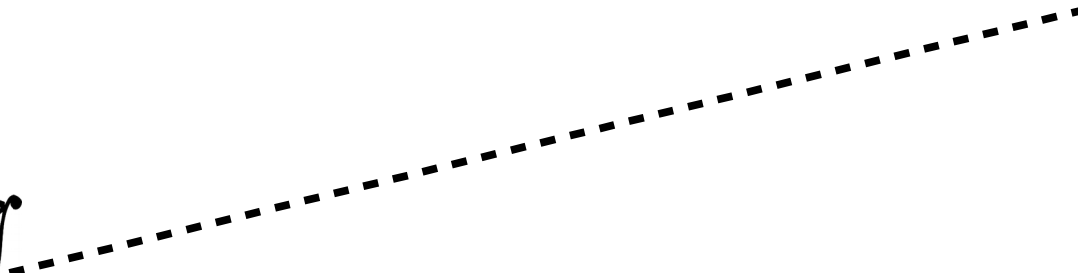

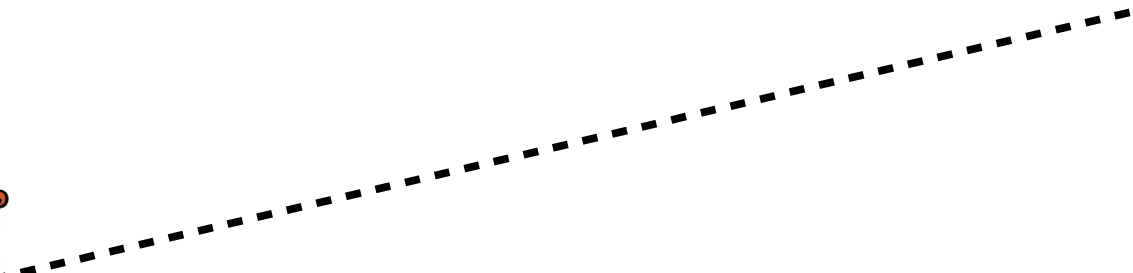

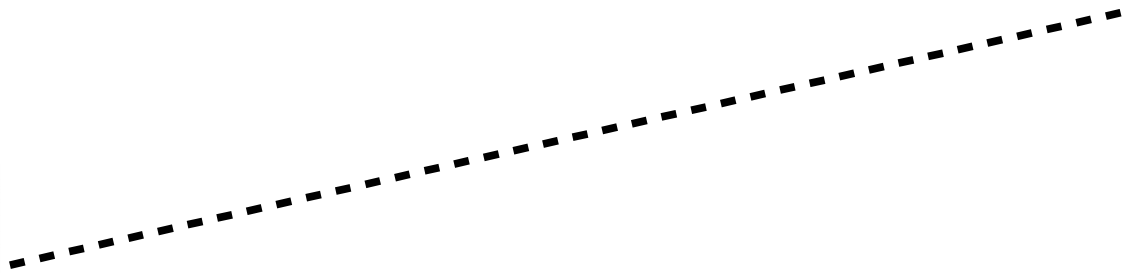

Prewriting Practice






Prewriting Practice






Prewriting Practice






Prewriting Practice




Prewriting Practice



Prewriting Practice





Which One is Different?





Created by Cassie @ 3Dinosaurs.com



Created by Cassie @ 3Dinosaurs.com

Color the Pail



3Dinosaurs.com



The pail is pink.



The pail is red.



The pail is yellow.



The pail is orange.



The pail is purple.



The pail is blue.



The pail is black.



The pail is brown.





The pail is green.



The pail is gray.




The pail is white.



9 Piece Puzzle

On the last page for younger children copy this page twice and use one as a template to help them finish the puzzle.





9 Piece Puzzle




For younger children copy this page twice and use one as a template to help them finish the puzzle.







Jack & Jill Matching




Cut out and fold to make a dice.



Roll and Count Jack & Jill

5						
4						
3						
2						
1						
						


Shape Tracing



circle



square



triangle




rectangle



oval




diamond



pentagon



hexagon



heart


Shape Tracing



circle



square



triangle




rectangle



oval




diamond




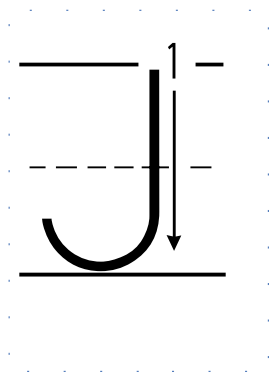
pentagon





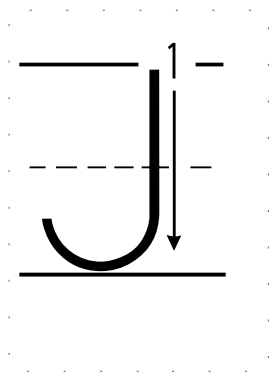
hexagon



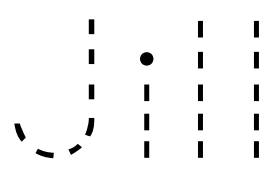
heart



Jack



♥nch2



Lacing Card

Print on card stock, laminate, cut out and punch holes on the following picture to use as lacing card.

