

Jack and Jill

Pack Part 1

Thanks for stopping by and downloading my Jack & Jill Pack. Be sure to download Part 2, 3 & Tot Pack.

These printables are provided *FREE* of charge. Please do share my printables. But please remember that all of my printables are for personal use. You cannot claim these printables or sell them as your own. All the printables and pictures are the property of 3 Dinosaurs.

Please DO

- Download the files to your computers and print them off for personal use.
- Direct people to the blog or site when sharing with others.
- Give proper credit back to 3 Dinosaurs when blogging about our files.

You May Not

- Link directly to the pdf file.
- Alter my files in any way.
- Store them on your website in any format.
- Seek to use these to drive traffic to your site or sell them in any way.
- Print off and sell them to others.

Please remember this is about being Honest.

I reserve the right to change this policy at any time.

Please read the [Terms of Use](#). If you have any questions please let me know.



Thanks! 3Dinosaurs.com



Graphics: Purchased from [Melonheadz Illustrations](#)

Jack & Jill Pack Index

Part 1

3-4 - 3 Part Cards
5 - Which One Is Different
6 - What Comes Next?
7-8 - Prewriting Practice
9 - Pattern Cards
10 - Matching Cards
11-12 - 4 Piece Puzzles
13-14 - 10 Piece Puzzles (1-10,11-20)
15 - Dot the J's
16-17 Trace the J's Print & Cursive
18-20 - Roll & Cover the J's

Part 2

3 - Beginning Sound
4-5 - Pocket Chart Cards (Print & Cursive)
6-9 - Tracing Beginning Sounds (Print & Cursive)
10-11 - Trace the Word (Print & Cursive)
12 - Writing the Word
13-16 - Write a Sentence about the Word
17-20 - Trace & Color
21 - Mixed up Word Matching
22 - Color by Size
23 - Count & Color
24 - Color as you Read
25-26 - Words from Nursery Rhyme

Part 3


3- Color the Pattern
4 - Fill in the Missing Pattern
5 - Find the Covered Number on Number Line
6 - Writing "-ill" Words
7 - Roll & Cover Addition
8 - Roll & Cover Multiplication
9 - Cover the ABCs
10 - Double Vowel Writing

Tot Pack


3-8 - Solid Line Prewriting
9-14 - Dashed Line Prewriting
15 - Which One is Different
16 - 2 Piece Puzzles
17-19 - Color the Pail Book
20 - Matching Cards
22 - 9 Piece Puzzle
23 - Single Page Matching
24-25 - Roll & Count
26-27 - Shape Tracing
28-29 - Dot the Letter J
30 - Lacing Card



Jack



Jill




hill




pail



Jack



Jill








hill









pail


Which One is Different?







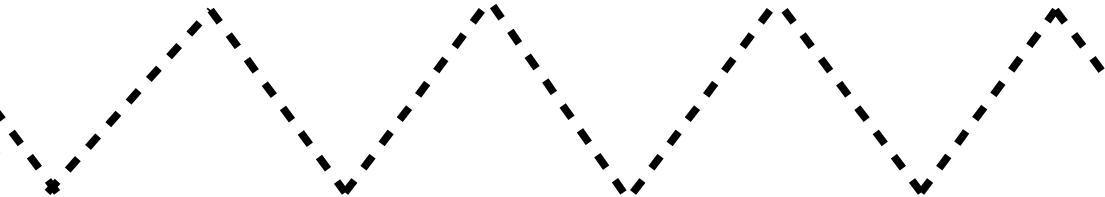

What comes Next?










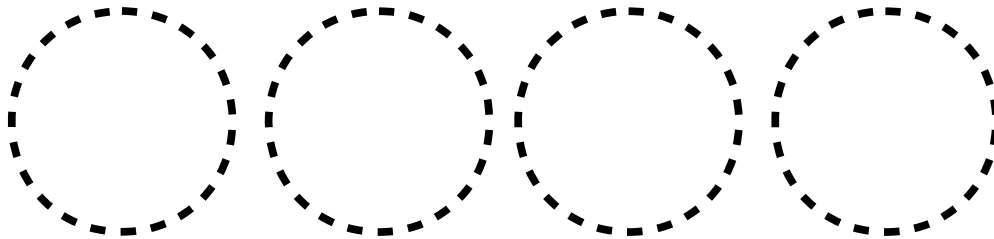
Created by Cassie @ 3Dinosaurs.com




















Prewriting Practice

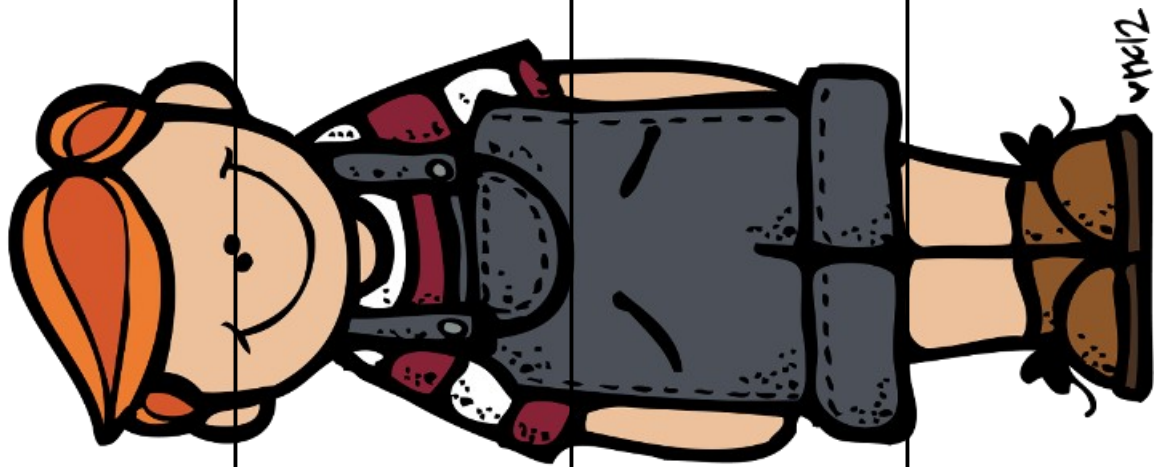


Prewriting Practice




 A cartoon boy with orange hair in pigtails, wearing a red shirt, blue overalls, and brown shoes. A small signature 'v10/12' is at the bottom right.	 A cartoon girl with orange hair in pigtails, wearing a grey dress with a red heart, a purple skirt with yellow polka dots, and brown shoes. A small signature 'v10/12' is at the bottom right.	 A red bucket with a black handle and a grey latch. The word 'Water' is written in black on the front. A small signature 'v10/12' is at the bottom right.
 A cartoon boy with orange hair in pigtails, wearing a red shirt, blue overalls, and brown shoes. A small signature 'v10/12' is at the bottom right.	 A cartoon girl with orange hair in pigtails, wearing a grey dress with a red heart, a purple skirt with yellow polka dots, and brown shoes. A small signature 'v10/12' is at the bottom right.	 A red bucket with a black handle and a grey latch. The word 'Water' is written in black on the front. A small signature 'v10/12' is at the bottom right.
 A cartoon boy with orange hair in pigtails, wearing a red shirt, blue overalls, and brown shoes. A small signature 'v10/12' is at the bottom right.	 A cartoon girl with orange hair in pigtails, wearing a grey dress with a red heart, a purple skirt with yellow polka dots, and brown shoes. A small signature 'v10/12' is at the bottom right.	 A red bucket with a black handle and a grey latch. The word 'Water' is written in black on the front. A small signature 'v10/12' is at the bottom right.
 A cartoon boy with orange hair in pigtails, wearing a red shirt, blue overalls, and brown shoes. A small signature 'v10/12' is at the bottom right.	 A cartoon girl with orange hair in pigtails, wearing a grey dress with a red heart, a purple skirt with yellow polka dots, and brown shoes. A small signature 'v10/12' is at the bottom right.	 A red bucket with a black handle and a grey latch. The word 'Water' is written in black on the front. A small signature 'v10/12' is at the bottom right.
 A cartoon boy with orange hair in pigtails, wearing a red shirt, blue overalls, and brown shoes. A small signature 'v10/12' is at the bottom right.	 A cartoon girl with orange hair in pigtails, wearing a grey dress with a red heart, a purple skirt with yellow polka dots, and brown shoes. A small signature 'v10/12' is at the bottom right.	 A red bucket with a black handle and a grey latch. The word 'Water' is written in black on the front. A small signature 'v10/12' is at the bottom right.






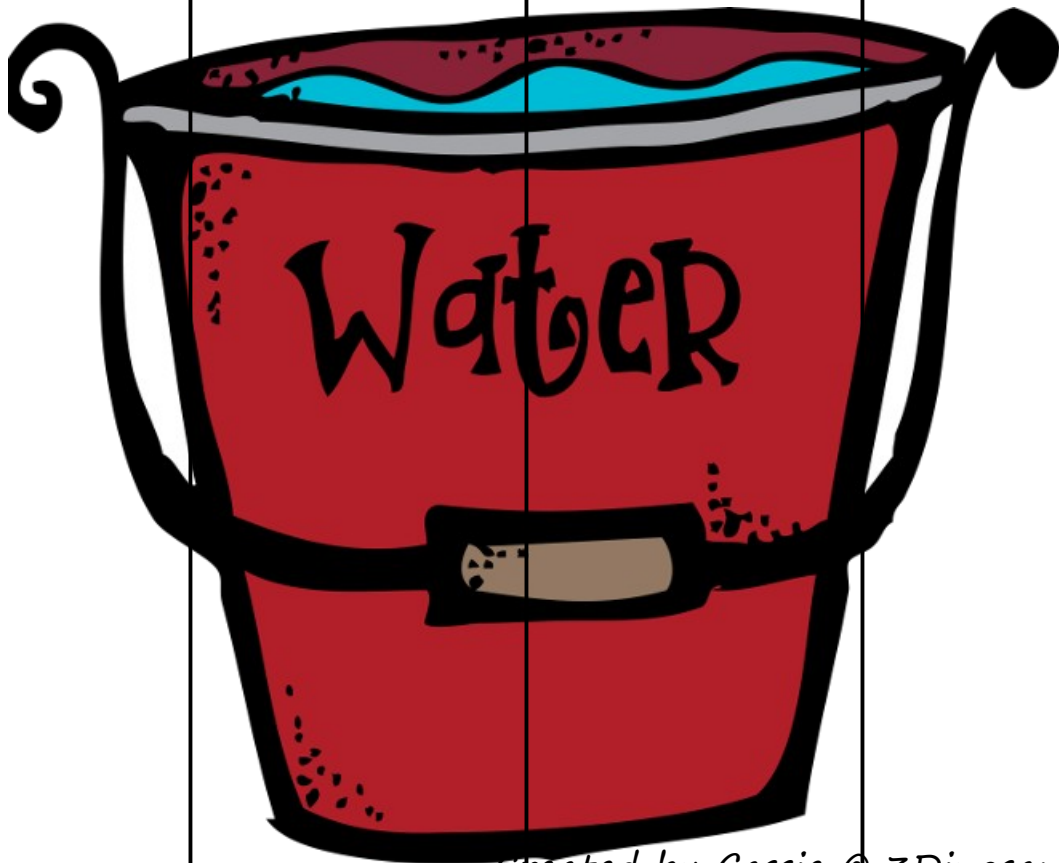
Created by Cassie @ 3Dinosaurs.com




Created by Cassie @ 3Dinosaurs.com




Created by Cassie @ 3Dinosaurs.com



Created by Cassie @ 3Dinosaurs.com





11

12

13

14

15

16


17

18

19

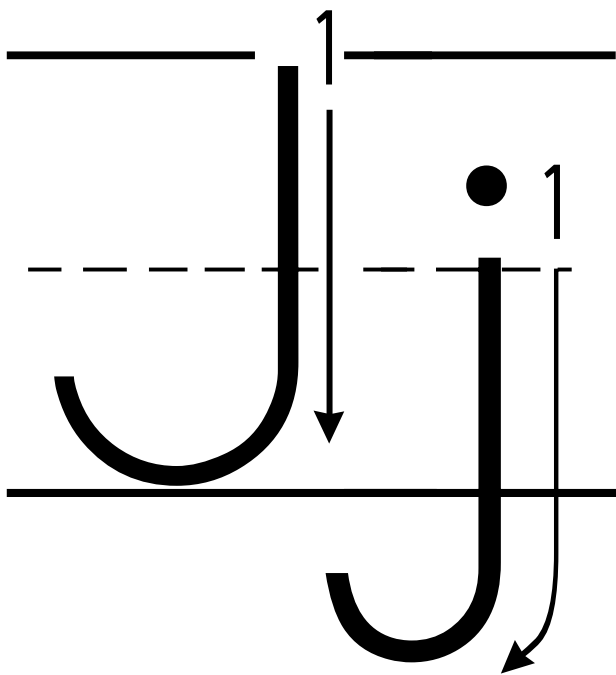
20

Jj

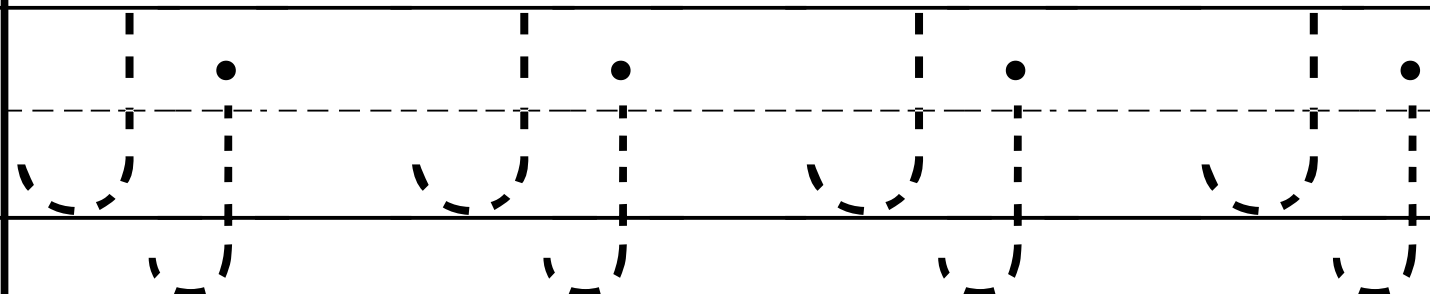
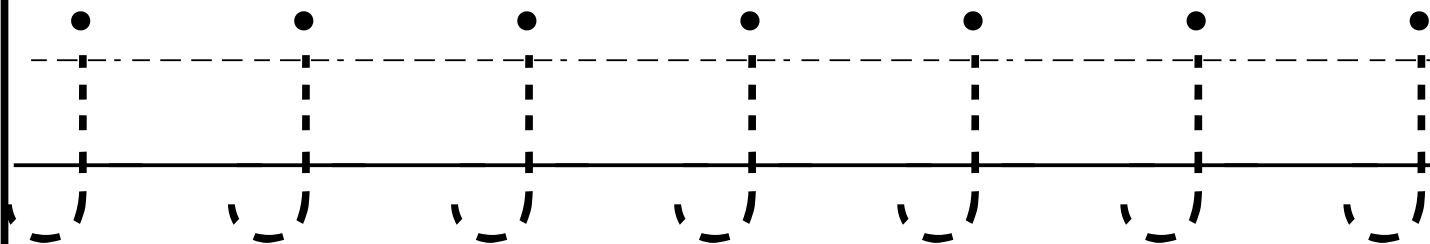
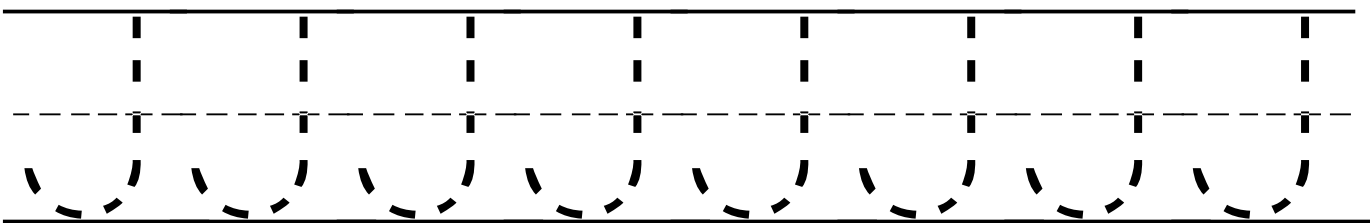



Color all the letter Jj's.

j	J	x	R	j	G
J	K	j	J	g	J
Y	J	j	l	J	j
j	p	t	J	j	y
q	J	A	J	f	J



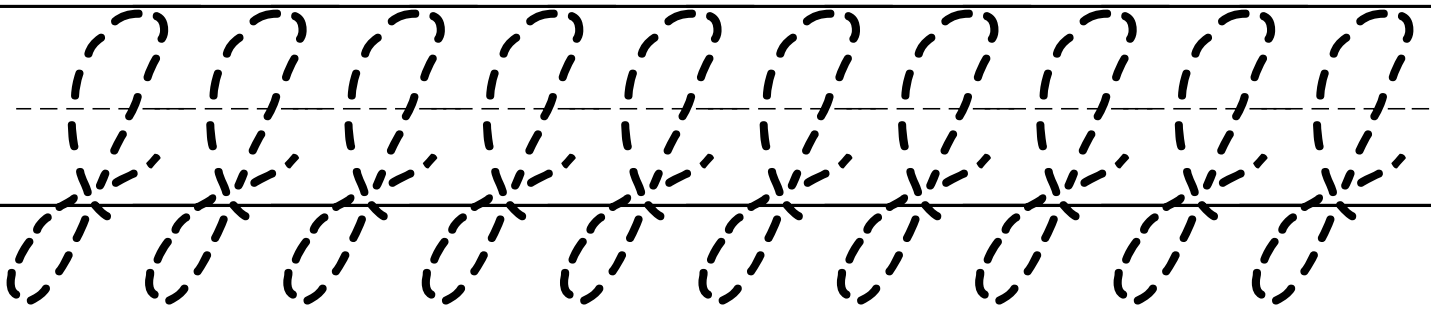


Jack

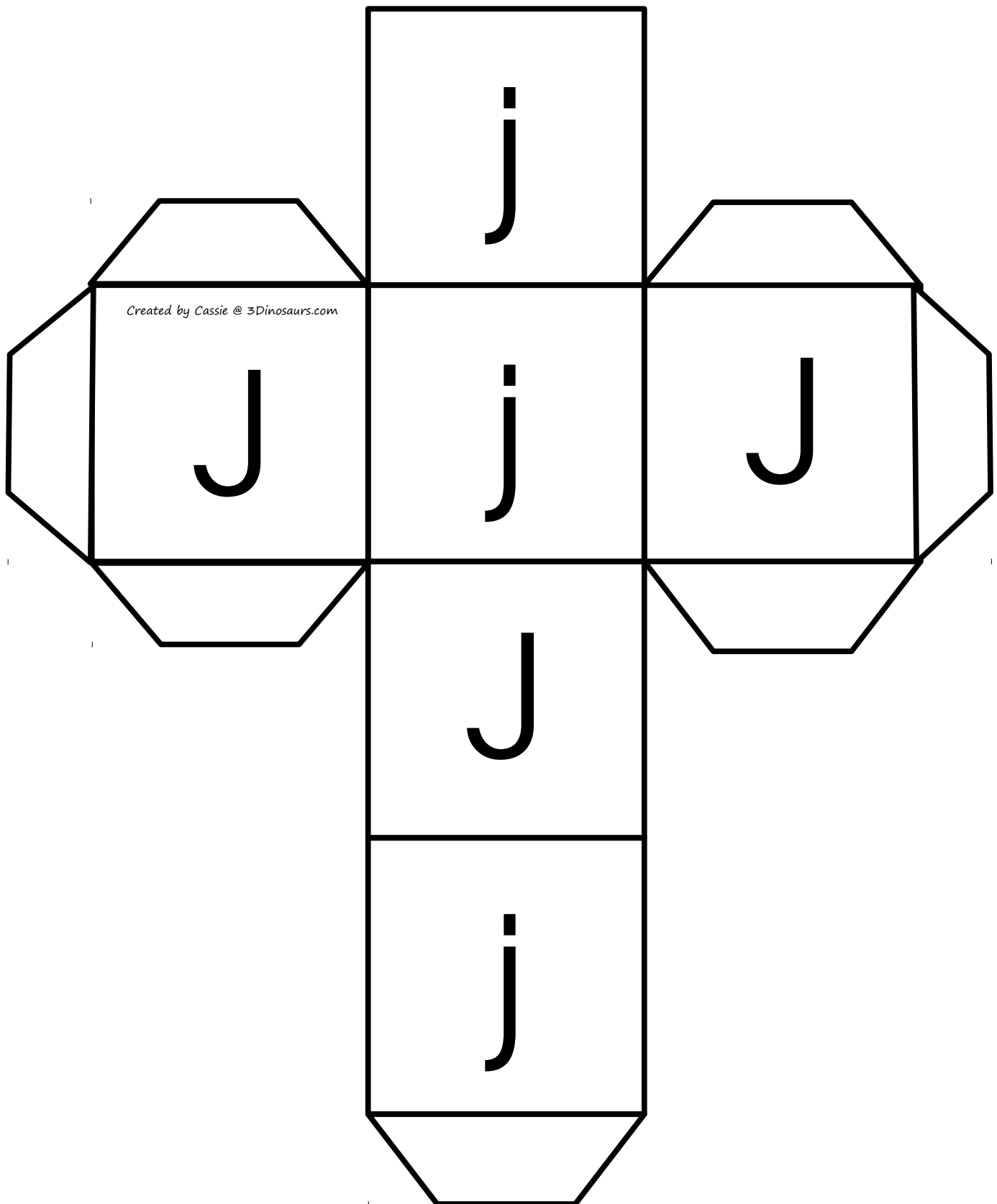




Jack



Cut out and fold to make a die.



J

Created by Cassie @ 3Dinosaurs.com

j

Created by Cassie @ 3Dinosaurs.com

J

Created by Cassie @ 3Dinosaurs.com

j

Created by Cassie @ 3Dinosaurs.com

J

Created by Cassie @ 3Dinosaurs.com

j

Created by Cassie @ 3Dinosaurs.com

Roll & Cover the the Jj

Use the die to roll and cover the Js on Jack and Jill.

