

# Jack and Jill

## Pack Part 3

Thanks for stopping by and downloading my Jack & Jill Pack. Be sure to download Part 1, 2 Tot Pack.

These printables are provided *FREE* of charge. Please do share my printables. But please remember that all of my printables are for personal use. You cannot claim these printables or sell them as your own. All the printables and pictures are the property of 3 Dinosaurs.

#### Please DO

- Download the files to your computers and print them off for personal use.
- Direct people to the blog or site when sharing with others.
- Give proper credit back to 3 Dinosaurs when blogging about our files.

#### You May Not

- Link directly to the pdf file.
- Alter my files in any way.
- Store them on your website in any format.
- Seek to use these to drive traffic to your site or sell them in any way.
- Print off and sell them to others.

Please remember this is about being Honest.

I reserve the right to change this policy at any time.

Please read the [Terms of Use](#). If you have any questions please let me know.

Thanks!

3Dinosaurs.com



Graphics: Purchased from [Melonheadz Illustrations](#)




# Jack & Jill Pack Index

<u><b>Part 1</b></u>	<u><b>Part 2</b></u>	<u><b>Part 3</b></u>
3-4 - 3 Part Cards 5 - Which One Is Different 6 - What Comes Next? 7-8 - Prewriting Practice 9 – Pattern Cards 10 - Matching Cards 11-12 – 4 Piece Puzzles 13-14 – 10 Piece Puzzles (1-10,11-20) 15 – Dot the Jj's 16-17 Trace the Jjs Print & Cursive 18-20 – Roll & Cover the Jj's	3 – Beginning Sound 4-5 – Pocket Chart Cards (Print & Cursive) 6-9 – Tracing Beginning Sounds (Print & Cursive) 10-11 – Trace the Word (Print & Cursive) 12 – Writing the Word 13-16 – Write a Sentence about the Word 17-20 – Trace & Color 21 – Mixed up Word Matching 22 – Color by Size 23 – Count & Color 24 – Color as your Read 25-26 – Words from Nursery Rhyme	3- Color the Pattern 4 – Fill in the Missing Pattern 5 – Find the Covered Number on Number Line 6 – Writing “-ill” Words 7 – Roll & Cover Addition 8 – Roll & Cover Multiplication 9 – Cover the ABCs 10 – Double Vowel Writing
<u><b>Tot Pack</b></u>		
3-8 - Solid Line Prewriting 9-14 - Dashed Line Prewriting 15 – Which One is Different 16 – 2 Piece Puzzles 17-19 – Color the Pail Book 20 - Matching Cards 22 – 9 Piece Puzzle 23 – Single Page Matching 24-25 – Roll & Count 26-27 – Shape Tracing 28-29 – Dot the Letter J 30 – Lacing Card		


# Color The Patterns

Color in an ABB pattern.


Name: \_\_\_\_\_




Color in an CB pattern.



Color in an CA pattern.


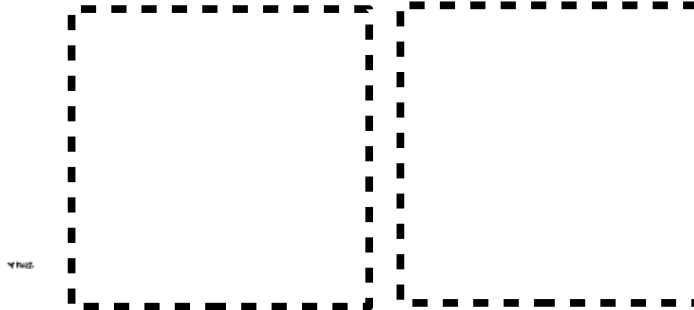







Color in an CAB pattern.



# Fill in the missing patterns.

Created by Cassie @ 3Dinosaurs.com

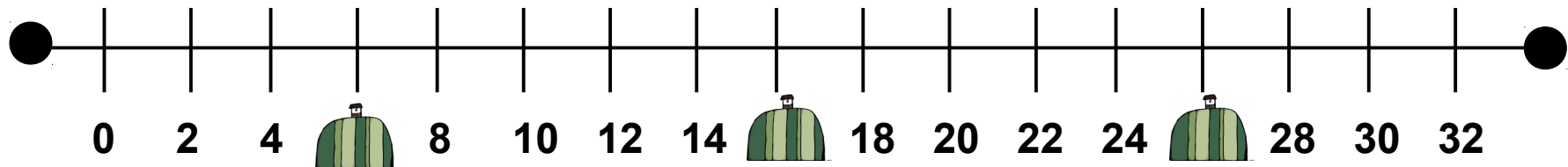




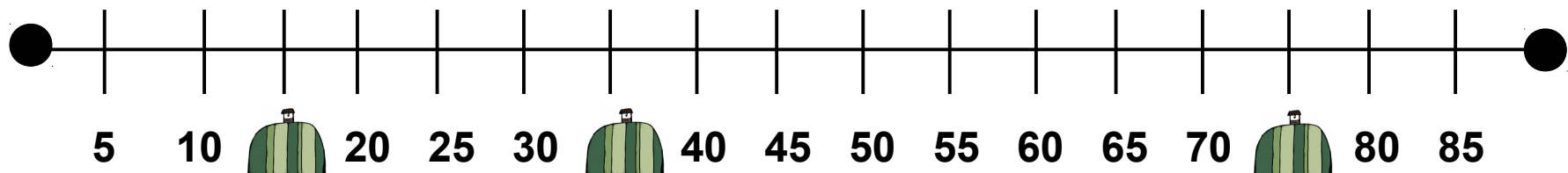
# Jack & Jill Number Line




Jack and Jill's skip counting number lines!



What numbers are the hills covering? \_\_\_\_\_



What numbers are the hills covering? \_\_\_\_\_




What numbers are the hills covering? \_\_\_\_\_



# Writing “-ill” Words



Make the -ill words.



Use a pencil and paperclip to make your spinner. Spin and then write letter to make the word.

1.

5.

2.

6.

3.

7.

4.

8.

Write Three sentences use the “-ill” words you made.

1. \_\_\_\_\_

\_\_\_\_\_

\_\_\_\_\_

\_\_\_\_\_

2. \_\_\_\_\_

\_\_\_\_\_

\_\_\_\_\_

\_\_\_\_\_

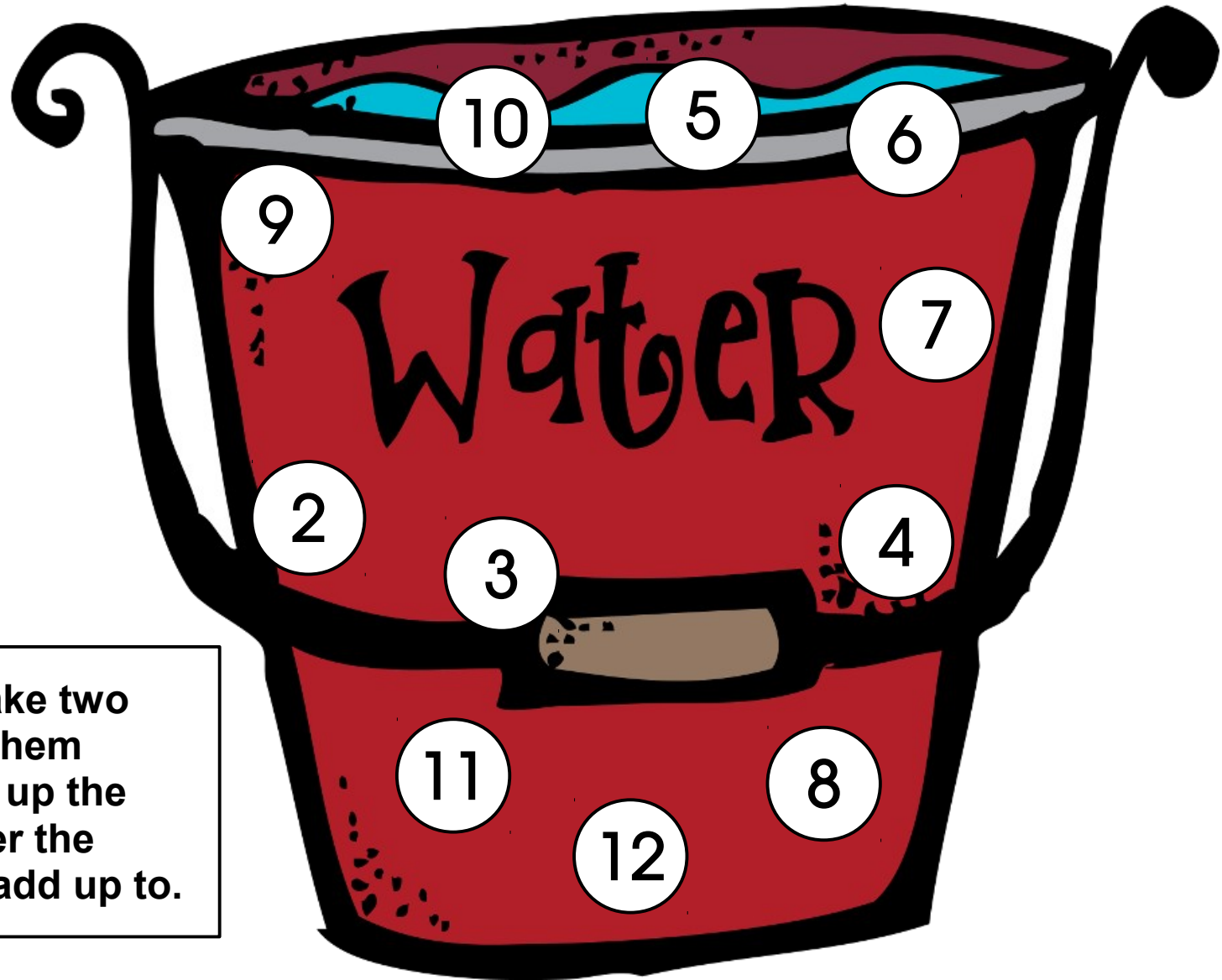
3. \_\_\_\_\_

\_\_\_\_\_

\_\_\_\_\_

\_\_\_\_\_

# Pail Roll & Cover



**Directions:** Take two dice and roll them together. Add up the total and cover the number they add up to.



# Roll & Cover Multiplication

## How to Play:

Roll two dice and multiply them together and cover the answer. Record your answers below.

\_\_\_ x \_\_\_ = \_\_\_

\_\_\_ x \_\_\_ = \_\_\_

\_\_\_ x \_\_\_ = \_\_\_

\_\_\_ x \_\_\_ = \_\_\_

\_\_\_ x \_\_\_ = \_\_\_

\_\_\_ x \_\_\_ = \_\_\_

\_\_\_ x \_\_\_ = \_\_\_

\_\_\_ x \_\_\_ = \_\_\_

\_\_\_ x \_\_\_ = \_\_\_

\_\_\_ x \_\_\_ = \_\_\_

\_\_\_ x \_\_\_ = \_\_\_

\_\_\_ x \_\_\_ = \_\_\_

\_\_\_ x \_\_\_ = \_\_\_


\_\_\_ x \_\_\_ = \_\_\_

\_\_\_ x \_\_\_ = \_\_\_

\_\_\_ x \_\_\_ = \_\_\_

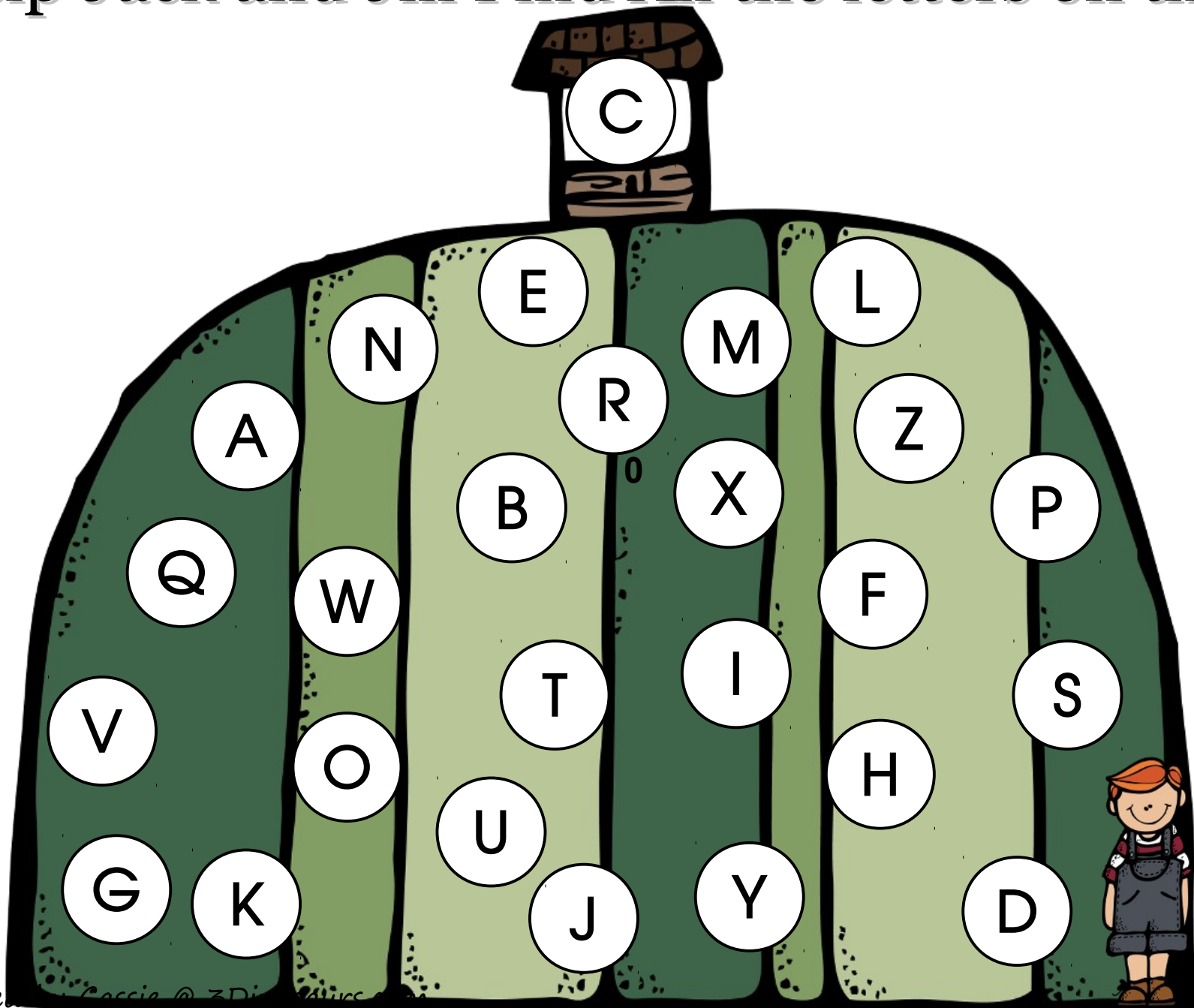
\_\_\_ x \_\_\_ = \_\_\_

\_\_\_ x \_\_\_ = \_\_\_





# Help Jack and Jill Find All the letters on the Hill



# Jack & Jill Writing

Name: \_\_\_\_\_

Write words that have the same double vowel sound as the picture below!



1. \_\_\_\_\_
2. \_\_\_\_\_
3. \_\_\_\_\_
4. \_\_\_\_\_
5. \_\_\_\_\_
6. \_\_\_\_\_
7. \_\_\_\_\_