

Johnny AppleSeed Pack Part 2

Thanks for stopping by and downloading my Johnny Appleseed Pack. Be sure to download Part 1, 3, 4 & Tot Pack.

These printables are provided *FREE* of charge. Please do share my printables. But please remember that all of my printables are for personal use. You cannot claim these printables or sell them as your own. All the printables and pictures are the property of 3 Dinosaurs.

Please DO

- Download the files to your computers and print them off for personal use.
- Direct people to the blog or site when sharing with others.
- Give proper credit back to 3 Dinosaurs when blogging about our files.

You May Not

- Link directly to the pdf file.
- Alter my files in any way.
- Store them on your website in any format.
- Seek to use these to drive traffic to your site or sell them in any way.
- Print off and sell them to others.

[Web Site](#)
[Facebook](#)
[Twitter](#)
[RSS](#)
[Google +](#)

Please remember this is about being Honest.

I reserve the right to change this policy at any time.

Please read the [Terms of Use](#). If you have any questions please let me know.



Thanks! 3Dinosaurs.com



Graphics: Purchased from [Melonheadz Illustrations](#)

Johnny Appleseed Pack Index

Part 1

3-4 – 3 Part Cards
5 - Which One Is Different
6 - What Comes Next?
7-8 - Prewriting Practice
9 – Prewriting Practice Patterns
10- Pattern Cards
11-12 – Matching Cards
13-16 - 4 Piece Puzzles
17-18 – 10 Piece Puzzles (1-10, 11-20)
19 – Color by Size
20 – Label the Apple
21 – Dot the Letter A
22-23 – Trace the Letter A Print & Cursive
24 – Color the Aa's

Part 2

3 –Beginning Sound
4-7 – Pocket Chart Cards (Print & Cursive)
8-15 – Trace Beginning Sounds (Print & Cursive)
16-19 – Trace the Word (Print & Cursive)
20-21 – Write the Word
22 – Size Sequencing
23-24 – Size Sorting
25-30 – Writing a Sentence about the Picture & Word
31-36 – Trace Words & Color Page

Part 3

3-5 – Describe the Word
6-8 – Acrostic Poems
9 – Read write Stamp Apple Color Words
10 – Color Word Family Apples
11 – Apple Adding
12 – Apple Multiplication
13 – Apple Math Facts Addition & Subtraction
14 – Apple Math Facts Division & Multiplication

Part 4

3 – Color the Pattern
4 - Fill in the Missing patterns
5 – What Comes Next
6-7 – Johnny Appleseed Small Book
8-9 – Apple Tile Word
10 – Roll & Cover Addition
11 – Roll & Cover Multiplication
12-13 – Apple writing Blend and Beginning Sounds
14 – Measure Johnny Appleseed
15 – ABC Apple Matching

Tot Pack


3-8 - Solid Line Prewriting
9-14 - Dashed Line Prewriting
15-16 – Which One is Different
17 – Cutting Practice
18-19 – 2 Piece Puzzles
20-22 – Color the Apple Book
24 – Matching Cards
25 – 9 Piece Puzzle
26-28 – Match Single Page
29-30 – Roll & Count
31-32 – Shape Tracing




J S A



E P A



S B M



S K P



D E S



A R T



S P A



A J L




D R C




Johnny

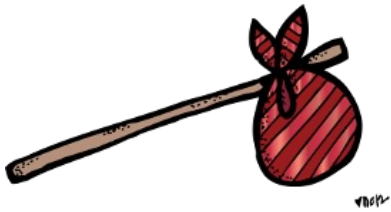
Appleseed



apple



blossom




knapsack



apple seed

Created by Cassie @ 3Dinosaurs.com



apple tree



applesauce



apple juice




cider




apple slice



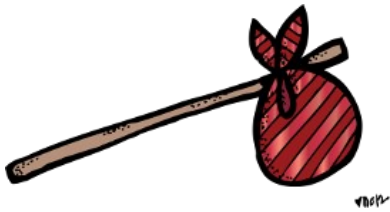
Johnny Appleseed



apple




blossom



knapsack



apple seed



apple tree



applesauce



apple juice



cider




apple slice



j j j j j j j j



a a a a a a



b b b b b b



k k k k k k



s s s s s s s



a a a a a a



a a a a a a



a a a a a a




c c c c c c




a a a a a a



j j j j



Aa Aa Aa




Bb Bb Bb



Kk Kk Kk Kk



Aa Aa Aa



Aa Aa Aa



Aa Aa Aa



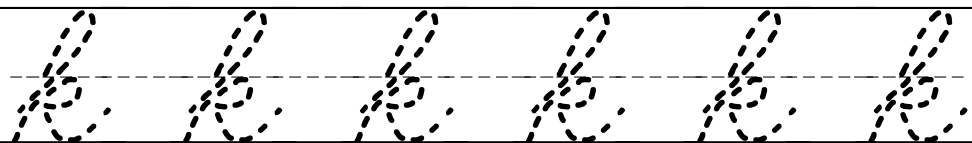
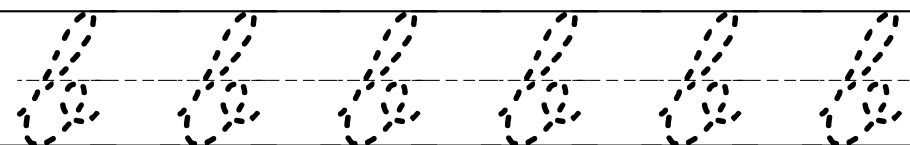

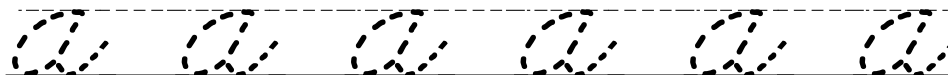
Aa Aa Aa




Cc Cc Cc



Aa Aa Aa





a a a a a a



a a a a a a











a a a a a a



a a a a a a



a a a a a a





da da da



da da da



da da da



Co Co Co Co




da da da




Johnny


Apples seed



apple




blossom



knapsack



apple seed



apple tree



applesauce



apple juice



cider




apple slice




Johnny
Appleseed



apple




blowen



knapsack



apple seed



apple tree



applesauce



apple juice





cider



apple slice
























Size Sequencing



Size Sorting



Small

Medium

Large

Writing

Johnny Appleseed



Write a sentence about Johnny Appleseed.

This image shows a blank sheet of handwriting practice paper. It features four identical sets of horizontal lines arranged vertically. Each set includes three lines: a solid top line, a dashed middle line, and a solid bottom line, providing a guide for letter height and placement. The background is white, and the lines are light gray.

Writing

apple




Write a sentence about an apple.

Handwriting practice lines consisting of solid top and bottom lines with a dashed middle line. There are ten sets of these lines for writing practice.

Writing

blossom



Write a sentence about an apple blossom.

Handwriting practice lines consisting of solid top and bottom lines with a dashed middle line. There are five sets of these lines for writing practice.

Writing

knapsack



Write a sentence about a knapsack.

Handwriting practice lines consisting of solid top and bottom lines with a dashed middle line. There are ten sets of these lines for writing practice.

Writing

apple
seed



Write a sentence about apple seeds.

[illegible]

Writing

cider



Write a sentence about cider.

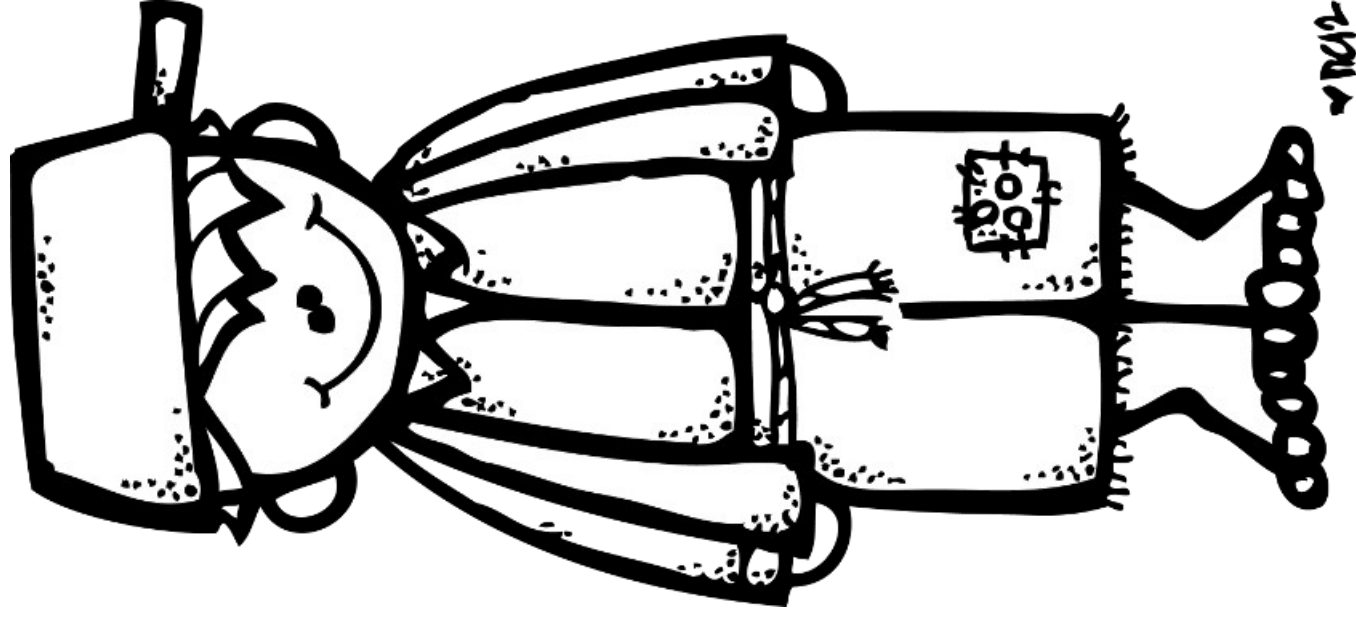
Handwriting practice lines consisting of solid top and bottom lines with a dashed middle line. There are ten sets of these lines for writing practice.

J j

J is for

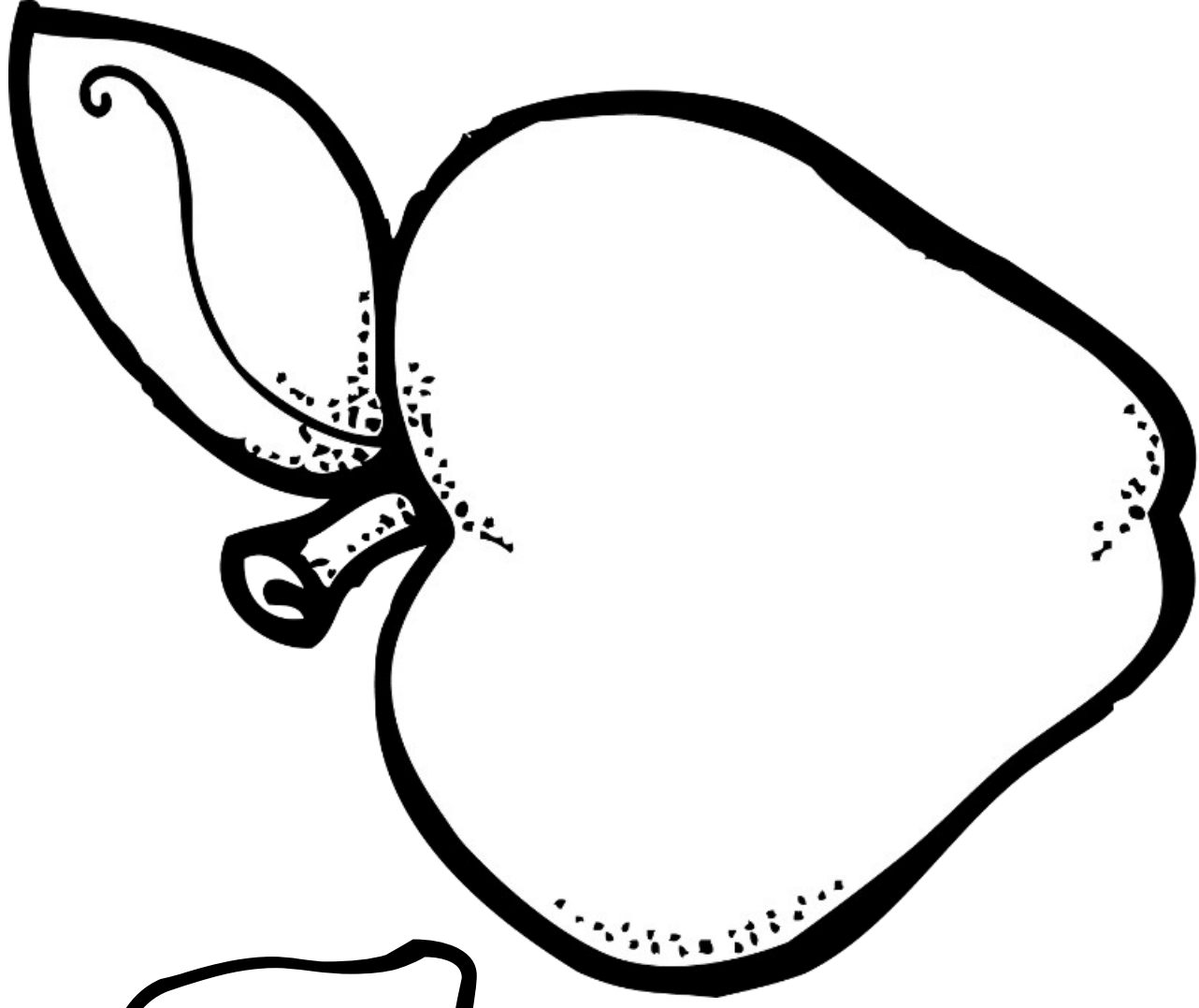
Johnny

Appleseed.




Aa

A is for
apple.



B B

B is for
blossom.



3D

KIK


K is for
knapsack.



Knapsack

Aa

A is for
apple seed.



C

c

C is for
cider.

