

Little Red Hen Tot Pack

Thanks for stopping by and downloading my Little Red Hen Pack. Be sure to download Part 1 & 2 & Pack.

These printables are provided *FREE* of charge. Please do share my printables. But please remember that all of my printables are for personal use. You cannot claim these printables or sell them as your own. All the printables and pictures are the property of 3 Dinosaurs.

Please DO

- Download the files to your computers and print them off for personal use.
- Direct people to the blog or site when sharing with others.
- Give proper credit back to 3 Dinosaurs when blogging about our files.

You May Not

- Link directly to the pdf file.
- Alter my files in any way.
- Store them on your website in any format.
- Seek to use these to drive traffic to your site or sell them in any way.
- Print off and sell them to others.

Please remember this is about being Honest.

I reserve the right to change this policy at any time.

Please read the [Terms of Use](#). If you have any questions please let me know.



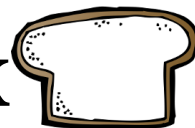
Thanks! 3Dinosaurs.com

Graphics: Purchased from Melonheadz Illustrations





Little Red Hen Pack Index



Part 1

3-4 – 3 Part Cards
5 - Which One Is Different
6 - What Comes Next?
7-8 - Prewriting Practice
9 – Pattern cards
10-11 – Matching Cards
12 – Size Sequencing
13-18 – 4 Piece Puzzles
19-21 – 10 Piece Puzzles
22-25 – Clip & Count to 15
26-28 – Little Red Hen Writing
29 – Trace the H
30 – Find the H

Part 2

3 – begging Sound
4-5 - Wall Cards
6-9 – Writing Begging Sounds
10-11 Tracing Words
12-13 – Writing Words
14-17 – Writing Sentences
18-21 – Trace and Color
22 – Hen Color by Size
23-28 – Math Pages (Addition, Subtraction, Greater Than/Less than, Counting)
29 – Color as you read the story
30 – Label Begging Sound
31 -32 Count & Graph
33-34 – Addition & subtraction


Part 3

3 - Color in the Hen Pattern
4 – Fill in the pattern
5-6 – Small Books
7 – Follow the ABC path
8-9 – ABC Flour Bags
10 – Roll & Cover
11 – Word Family Flour Bags





Tot Pack

3-8 - Solid Line Prewriting
9-14 - Dashed Line Prewriting
15-16 – Which One is Different
17 – Circle the Big Hen
18-20 – 2 Part Puzzles
21-23 – Color the Hen
25 – Matching Cards
26 - 9 Piece Puzzle
27-29 - Matching pages
30-31 – Shape Tracing
32-33 – Dot the Letter H & W
34-36 - Lacing Cards


Prewriting Practice




Prewriting Practice






Prewriting Practice




Prewriting Practice




Prewriting Practice



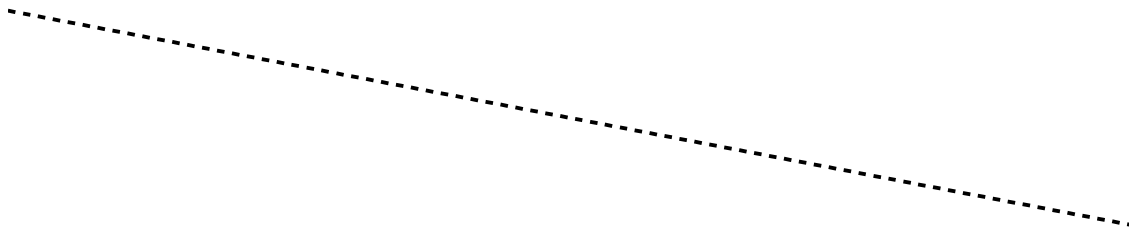

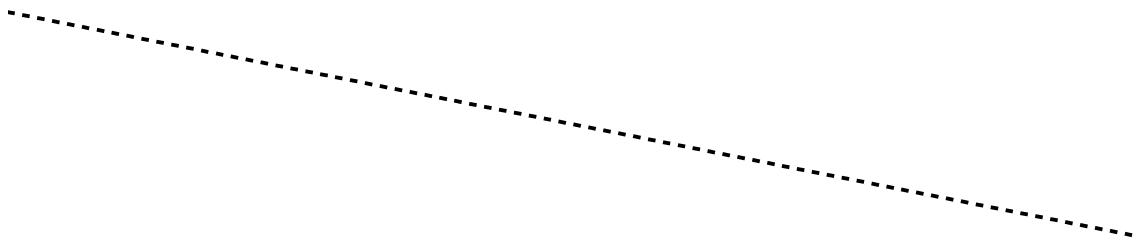

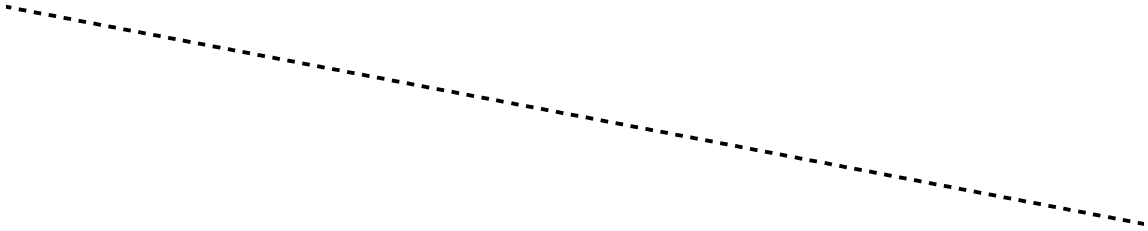

Prewriting Practice



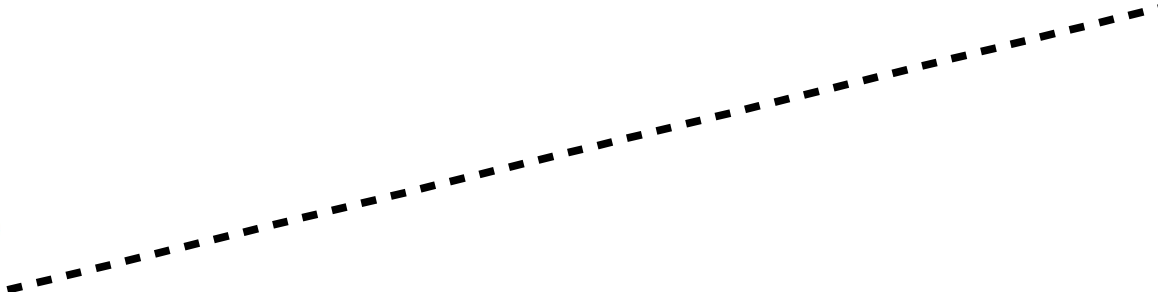
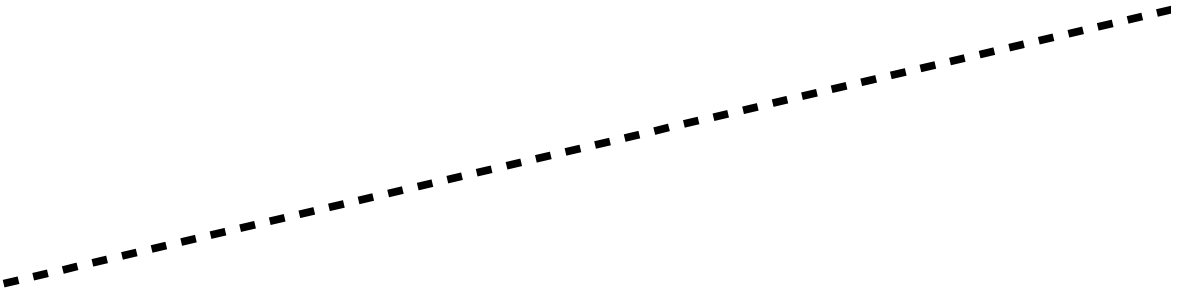

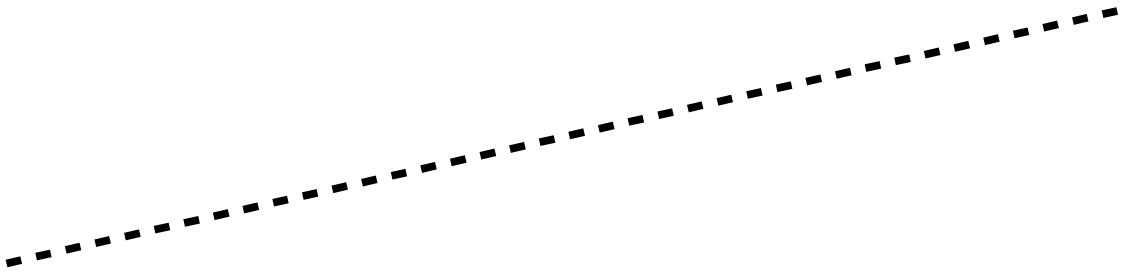

Prewriting Practice





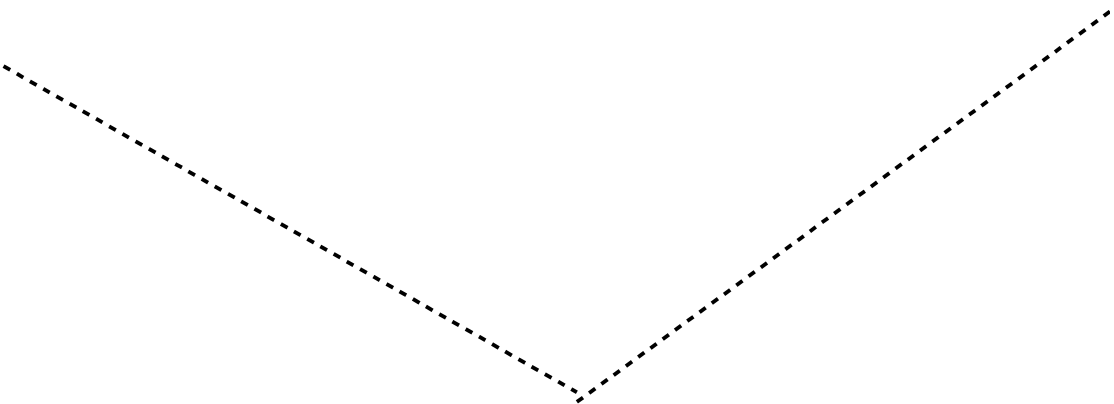



Prewriting Practice





Prewriting Practice






Prewriting Practice






Prewriting Practice



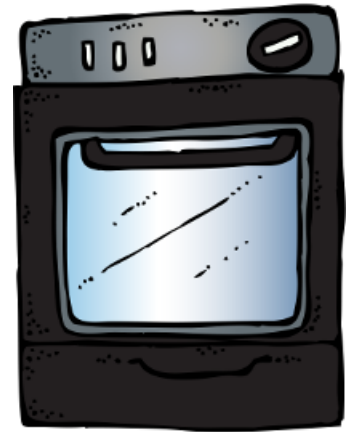

Prewriting Practice



Which One is Different?





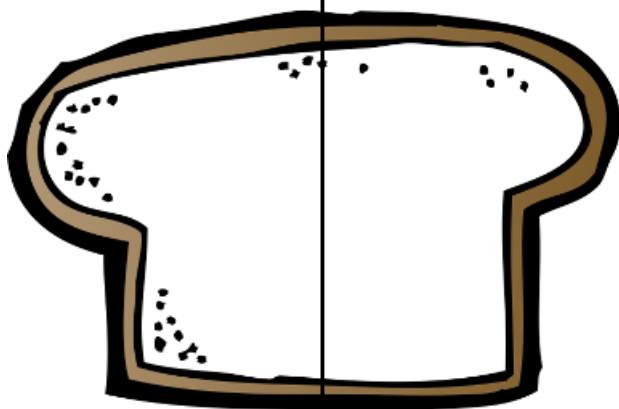
Which One is Different?





I tan not **I** not **I**

Circle the Big Hens?







Created by Cassie @ 3Dinosaurs.com




Created by Cassie @ 3Dinosaurs.com



Created by Cassie @ 3Dinosaurs.com

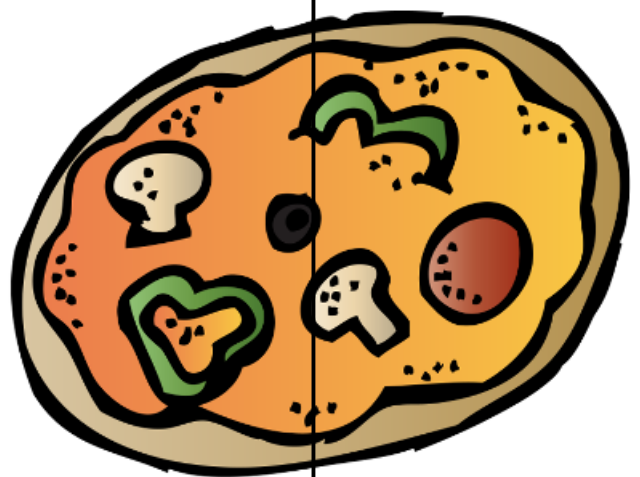
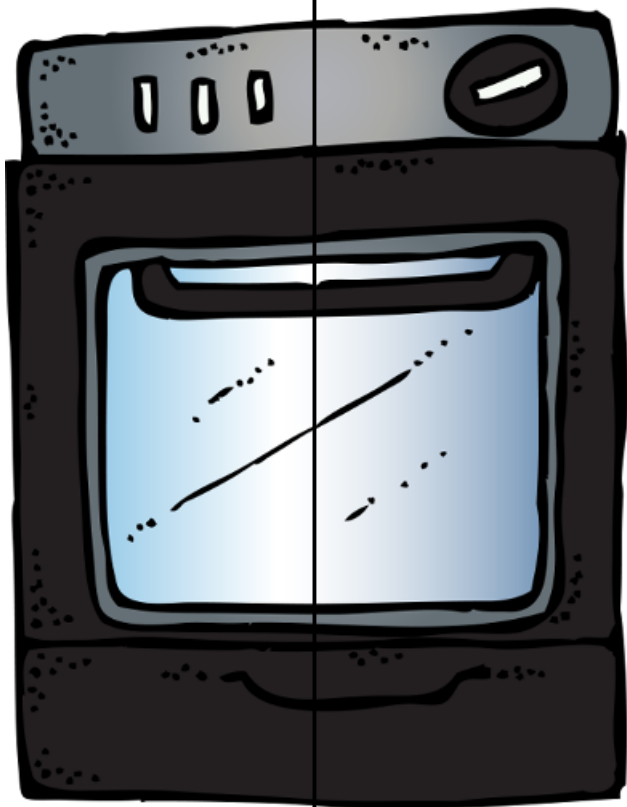


Created by Cassie @ 3Dinosaurs.com




not I
not I
not I

Created by Cassie @ 3Dinosaurs.com



Created by Cassie @ 3Dinosaurs.com

Color the Hen



3Dinosaurs.com



This hen is pink.



This hen is red.



This hen is yellow.



This hen is orange.



This hen is purple.



This hen is blue.



This hen is black.



This hen is brown.



This hen is green.



This hen is gray.



This hen is white.

Matching Cards


On the following pages print it out twice. You can cut up both and use as matching cards.




Or leave one as is and let child match the cards to the sheet.



9 Piece Puzzle

On the last page for younger children copy this page twice and use one as a template to help them finish the puzzle.






not I
not I






9 Piece Puzzle



For younger children copy this page twice and use one as a template to help them finish the puzzle.


Little Red Hen Matching



Little Red Hen Matching



Little Red Hen Matching




not I

not I




not I

not I



Shape Tracing




circle



square




triangle



rectangle



oval




diamond



pentagon




hexagon




heart


Shape Tracing




circle



square



triangle



rectangle




oval




diamond




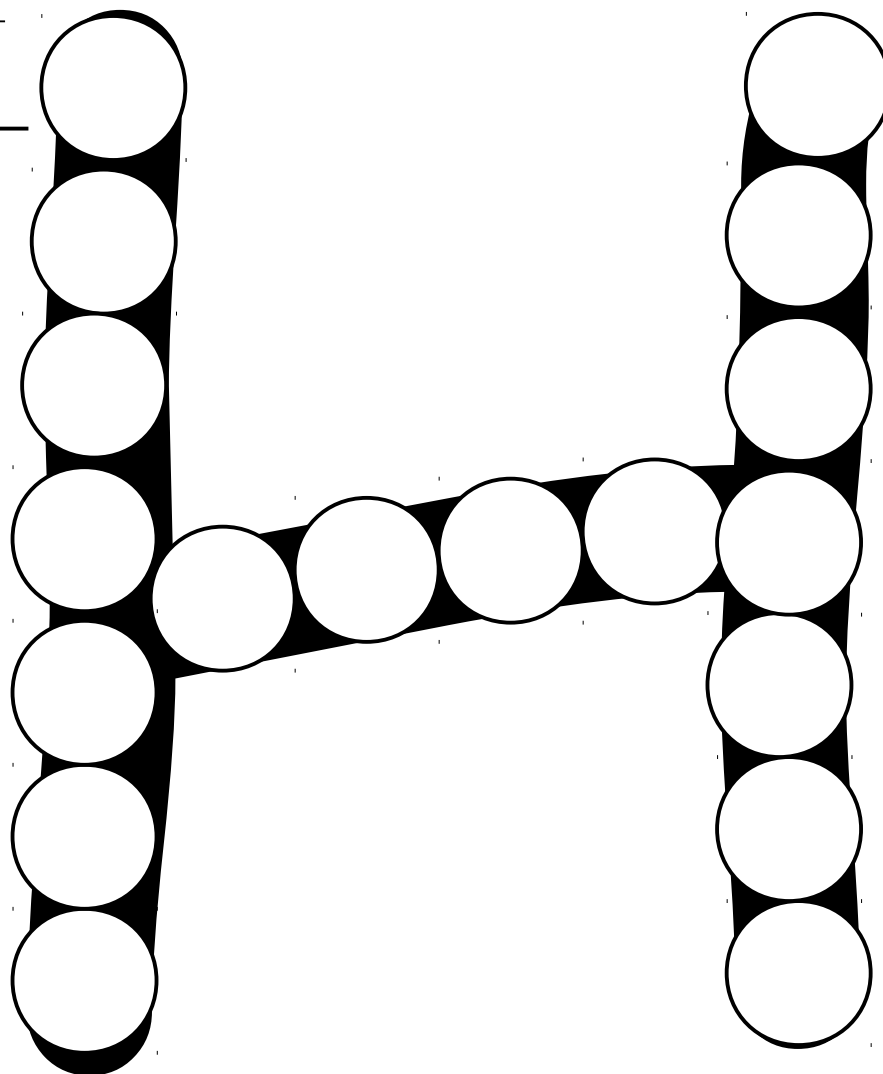
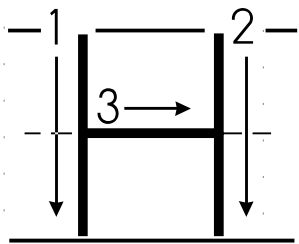
pentagon




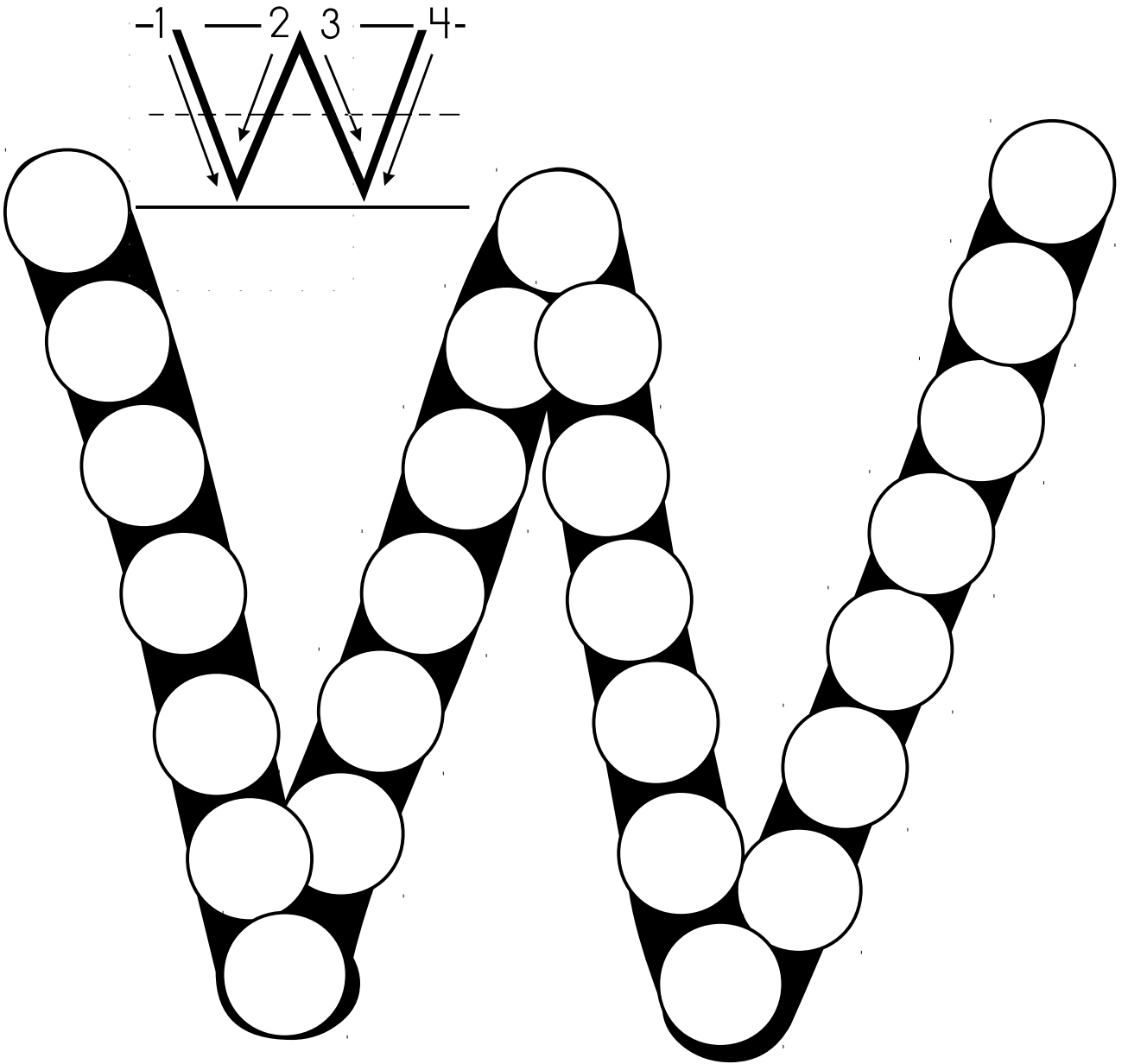
hexagon



heart




hen




wheat

Lacing Cards

Print on card stock, laminate, cut out and punch holes on the following pictures to use as lacing cards



Lacing Cards



Lacing Cards

