



Little Red Hen Pack Part 2

Thanks for stopping by and downloading my Little Red Hen Pack. Be sure to download Part 2 & Tot Pack.

These printables are provided *FREE* of charge. Please do share my printables. But please remember that all of my printables are for personal use. You cannot claim these printables or sell them as your own. All the printables and pictures are the property of 3 Dinosaurs.

Please DO

- Download the files to your computers and print them off for personal use.
- Direct people to the blog or site when sharing with others.
- Give proper credit back to 3 Dinosaurs when blogging about our files.

You May Not

- Link directly to the pdf file.
- Alter my files in any way.
- Store them on your website in any format.
- Seek to use these to drive traffic to your site or sell them in any way.
- Print off and sell them to others.

Please remember this is about being Honest.

I reserve the right to change this policy at any time.

Please read the [Terms of Use](#). If you have any questions please let me know.




Thanks! 3Dinosaurs.com

Graphics: Purchased from [Melonheadz Illustrations](#)





Little Red Hen Pack Index



Part 1

3-4 – 3 Part Cards
5 - Which One Is Different
6 - What Comes Next?
7-8 - Prewriting Practice
9 – Pattern cards
10-11 – Matching Cards
12 – Size Sequencing
13-18 – 4 Piece Puzzles
19-21 – 10 Piece Puzzles
22-25 – Clip & Count to 15
26-28 – Little Red Hen Writing
29 – Trace the H
30 – Find the H

Part 2


3 – begging Sound
4-5 - Wall Cards
6-9 – Writing Begging Sounds
10-11 Tracing Words
12-13 – Writing Words
14-17 – Writing Sentences
18-21 – Trace and Color
22 – Hen Color by Size
23-28 – Math Pages (Addition, Subtraction, Greater Than/Less than, Counting)
29 – Color as you read the story
30 – Label Begging Sound
31 -32 Count & Graph
33-34 – Addition & subtraction

Part 3

3 - Color in the Hen Pattern
4 – Fill in the pattern
5-6 – Small Books
7 – Follow the ABC path
8-9 – ABC Flour Bags
10 – Roll & Cover
11 – Word Family Flour Bags

Tot Pack

3-8 - Solid Line Prewriting
9-14 - Dashed Line Prewriting
15-16 – Which One is Different
17 – Circle the Big Hen
18-20 – 2 Part Puzzles
21-23 – Color the Hen
25 – Matching Cards
26 - 9 Piece Puzzle
27-29 - Matching pages
30-31 – Shape Tracing
32-33 – Dot the Letter H & W
34-36 - Lacing Cards



H

L

R



T

C


A



D

G


B



D

K

C



O

S

M



D

E

S



T

W


A



S

R

F



R

B

D




hen




cat



dog



duck



mouse




seeds



wheat



flour



bread



oven




h h h h h h h




c c c c c c c



d d d d d d d



d d d d d d d



m m m m m m m




S S S S S S S



W W W W W W



f f f f f f f



b b b b b b b



O O O O O O O




Hh Hh Hh Hh




Cc Cc Cc Cc



Dd Dd Dd Dd



Dd Dd Dd Dd



Mm Mm Mm




Ss Ss Ss Ss



Ww Ww Ww



Ff Ff Ff Ff



Bb Bb Bb Bb



Oo Oo Oo Oo




hen




cat



dog



duck



mouse




seeds



wheat



flour



bread





over














Three horizontal lines for writing: a solid top line, a dashed middle line, and a solid bottom line.



Three horizontal lines for writing: a solid top line, a dashed middle line, and a solid bottom line.



Three horizontal lines for writing: a solid top line, a dashed middle line, and a solid bottom line.



Three horizontal lines for writing: a solid top line, a dashed middle line, and a solid bottom line.



Three horizontal lines for writing: a solid top line, a dashed middle line, and a solid bottom line.

Writing

little red hen



Write a sentence about the little red hen.

Writing

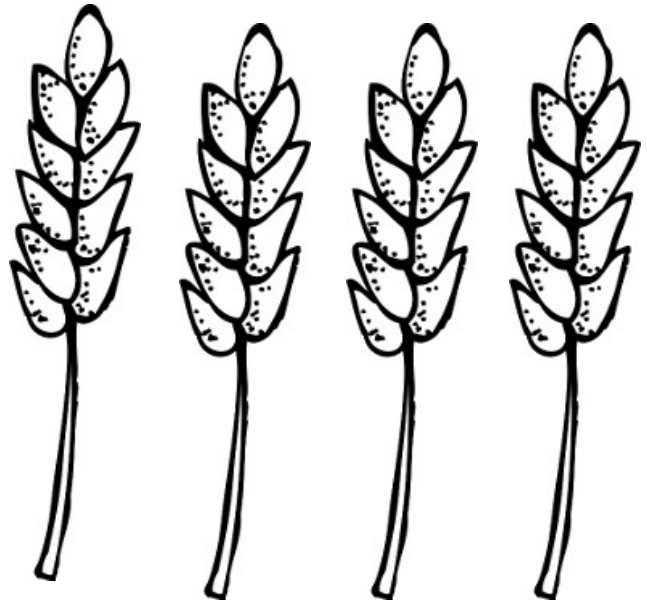
seeds



Write a sentence about the seeds.

Writing


wheat



Write a sentence about the wheat.

Writing

bread



Write a sentence about the bread.


L I

L is for
little red
hen.




S S

s is for
seeds.





W W



W is for
wheat.


Bb



b is for
bread

Hen Color by Size

Color the large hens **red**.
Color the medium hens **brown**.
Color the small hens **gray**.





Created by Cassie @ 3Dinosaurs.com




0	=	>	<	
1	2	3	4	5
6	7	8	9	10
1	2	3	4	5
6	7	8	9	10
11	12	13	14	15
16	17	18	19	20






Add the Bread




+





Subtract the Bread





-



Greater Than / Less Than

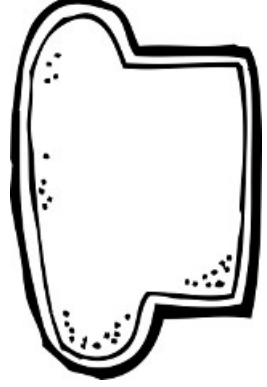
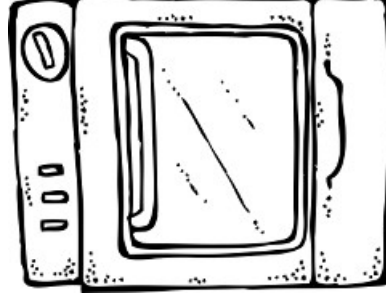

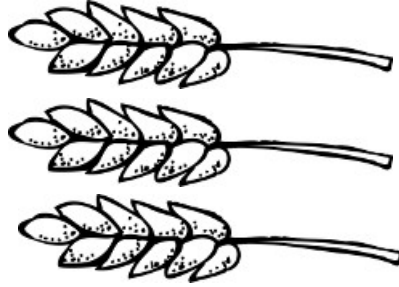






Count the Bread




Color the pictures as you read the story.

Little Red Hen











not not not

H H H



Label the Beginning Sound

Cut out and paste the letters to the correct animal.



Created by Cassie @ 3Dinosaurs.com

H

C


D

W


F

B

Little Red Hen Count and Graph



Little Red Hen Count and Graph




5	5	5	5	5
4	4	4	4	4
3	3	3	3	3
2	2	2	2	2
1	1	1	1	1

Little Red Hen Addition & Subtraction



Add and subtract the math problems below.



$$7 + \begin{array}{c} \text{hen} \\ \text{hen} \\ \text{hen} \end{array} = \underline{\hspace{2cm}}$$

$$6 + \begin{array}{c} \text{duck} \\ \text{duck} \end{array} = \underline{\hspace{2cm}}$$

$$10 - \begin{array}{c} \text{cat} \\ \text{cat} \\ \text{cat} \\ \text{cat} \end{array} = \underline{\hspace{2cm}}$$

$$7 - \begin{array}{c} \text{dog} \\ \text{dog} \\ \text{dog} \\ \text{dog} \end{array} = \underline{\hspace{2cm}}$$

$$12 - \begin{array}{c} \text{Seeds} \\ \text{Wheat} \end{array} \begin{array}{c} \text{Seeds} \\ \text{Wheat} \end{array} \begin{array}{c} \text{Seeds} \\ \text{Wheat} \end{array} = \underline{\hspace{2cm}}$$

$$6 - \begin{array}{c} \text{FLOUR} \end{array} \begin{array}{c} \text{FLOUR} \end{array} \begin{array}{c} \text{FLOUR} \end{array} = \underline{\hspace{2cm}}$$

$$9 + \text{wheat stalk} \text{ wheat stalk} \text{ wheat stalk} \text{ wheat stalk} \text{ wheat stalk} = \underline{\hspace{2cm}}$$

$$4 + \begin{array}{c} \text{oven} \end{array} \begin{array}{c} \text{oven} \end{array} \begin{array}{c} \text{oven} \end{array} \begin{array}{c} \text{oven} \end{array} = \underline{\hspace{2cm}}$$

$$7 + \begin{array}{c} \text{cat} \end{array} \begin{array}{c} \text{cat} \end{array} \begin{array}{c} \text{cat} \end{array} \begin{array}{c} \text{cat} \end{array} \begin{array}{c} \text{cat} \end{array} = \underline{\hspace{2cm}}$$